



STATEMENT OF APPROPRIATIONS, ALLOTMENTS, OBLIGATIONS, DISBURSEMENTS AND BALANCES  
As of the Quarter Ending March 31, 2019


Department: Department of Health (DOH)  
Agency: Office of the Secretary  
Operating Unit: 'Amang' Rodriguez Medical Center  
Organization Code (UACS): 130011400012  
Fund Cluster: 01 - Regular Agency Fund


Authorization: 01 - Current Year Appropriations  
Report Status: SUBMITTED

Particulars	UACS CODE	Appropriation			Allotments			Current Year Obligations				Current Year Disbursements				Balances							
		Authorized Appropriation	Adjustments (Transfer To/From, Realignment)	Adjusted Appropriations	Allotments Received	Adjustments (Withdrawal, Realignment)	Transfer To	Transfer From	Adjusted Total Allotments	1st Quarter Ending March 31	2nd Quarter Ending June 30	3rd Quarter Ending Sept. 30	4th Quarter Ending Dec. 31	Total	1st Quarter Ending March 31	2nd Quarter Ending June 30	3rd Quarter Ending Sept. 30	4th Quarter Ending Dec. 31	Total	Unreleased Appropriations	Unobligated Allotment	Unpaid Obligations (15-20) Due and Demandable	Unpaid Obligations (23-24) Not Yet Due and Demandable
1	2	3	4	5=3+4	6	7	8	9	10=(6+7)+9	11	12	13	14	15=(12+13+14)	16	17	18	19	20=(16+17+18+19)	21=(5-10)	22=(10-15)	23	24
I. Agency Specific Budget																							
Specific Budgets of National Government Agencies	01101101									118,410,766.22				118,410,766.22	105,693,274.12				105,693,274.12		(118,410,766.22)	8,809,308.25	3,908,183.85
Operations	3000000000000000									118,410,766.22				118,410,766.22	105,693,274.12				105,693,274.12		(118,410,766.22)	8,809,308.25	3,908,183.85
OO : Access to curative and rehabilitative health care services improved	3200000000000000									111,410,766.22				111,410,766.22	105,693,274.12				105,693,274.12		(111,410,766.22)	4,180,612.80	1,536,879.30
HEALTH FACILITIES OPERATION PROGRAM	3201000000000000									111,410,766.22				111,410,766.22	105,693,274.12				105,693,274.12		(111,410,766.22)	4,180,612.80	1,536,879.30
CURATIVE HEALTH CARE SUB-PROGRAM	3201010000000000									111,410,766.22				111,410,766.22	105,693,274.12				105,693,274.12		(111,410,766.22)	4,180,612.80	1,536,879.30
Operations of DOH Hospitals in Metro Manila (MM)	3201011000020000									111,410,766.22				111,410,766.22	105,693,274.12				105,693,274.12		(111,410,766.22)	4,180,612.80	1,536,879.30
PS										106,082,202.07				106,082,202.07	105,180,543.55				105,180,543.55		(106,082,202.07)	901,658.52	1,536,879.30
MOOE										5,328,564.15				5,328,564.15	512,730.57				512,730.57		(7,000,000.00)	4,628,695.45	2,371,304.55
OO : Access to social health protection assured	3400000000000000									7,000,000.00				7,000,000.00					7,000,000.00		(7,000,000.00)	4,628,695.45	2,371,304.55
SOCIAL HEALTH PROTECTION PROGRAM	3401000000000000									7,000,000.00				7,000,000.00					7,000,000.00		(7,000,000.00)	4,628,695.45	2,371,304.55
Assistance to Indigent Patients either Confined or Out-Patient in Government Hospitals/Specialty Hospitals/LGU Hospitals/Philippine General Hospital/Weat Visayas State University Hospital	3401001000010000									7,000,000.00				7,000,000.00					7,000,000.00		(7,000,000.00)	4,628,695.45	2,371,304.55
MOOE										7,000,000.00				7,000,000.00					7,000,000.00		(7,000,000.00)	4,628,695.45	2,371,304.55
Sub-Total, Agency-Specific										118,410,766.22				118,410,766.22	105,693,274.12				105,693,274.12		(118,410,766.22)	8,809,308.25	3,908,183.85
PS										106,082,202.07				106,082,202.07	105,180,543.55				105,180,543.55		(106,082,202.07)	901,658.52	1,536,879.30
MOOE										12,328,564.15				12,328,564.15	512,730.57				512,730.57		(12,328,564.15)	7,907,649.73	3,908,183.85
II. Automatic Appropriations																							
Retirement and Life Insurance Premiums	01104102									9,493,804.21				9,493,804.21	9,493,804.21				9,493,804.21			(9,493,804.21)	
Operations	3000000000000000									9,493,804.21				9,493,804.21	9,493,804.21				9,493,804.21			(9,493,804.21)	
OO : Access to curative and rehabilitative health care services improved	3200000000000000									9,493,804.21				9,493,804.21	9,493,804.21				9,493,804.21			(9,493,804.21)	
HEALTH FACILITIES OPERATION PROGRAM	3201000000000000									9,493,804.21				9,493,804.21	9,493,804.21				9,493,804.21			(9,493,804.21)	
CURATIVE HEALTH CARE SUB-PROGRAM	3201010000000000									9,493,804.21				9,493,804.21	9,493,804.21				9,493,804.21			(9,493,804.21)	
Operations of DOH Hospitals in Metro Manila (MM)	3201011000020000									9,493,804.21				9,493,804.21	9,493,804.21				9,493,804.21			(9,493,804.21)	
PS										9,493,804.21				9,493,804.21	9,493,804.21				9,493,804.21			(9,493,804.21)	
Sub-Total, Automatic Appropriations										9,493,804.21				9,493,804.21	9,493,804.21				9,493,804.21			(9,493,804.21)	
PS										9,493,804.21				9,493,804.21	9,493,804.21				9,493,804.21			(9,493,804.21)	
III. Special Purpose Fund																							
Pension and Gratuity Fund	01101407		2,252,646.00	2,252,646.00	2,252,646.00					2,252,646.00	2,252,645.29			2,252,645.29	2,252,645.29				2,252,645.29			.71	
Purpose	4000000000000000		2,252,646.00	2,252,646.00	2,252,646.00					2,252,646.00	2,252,645.29			2,252,645.29	2,252,645.29				2,252,645.29			.71	
Pension and Gratuity Fund	4008000000000000		2,252,646.00	2,252,646.00	2,252,646.00					2,252,646.00	2,252,645.29			2,252,645.29	2,252,645.29				2,252,645.29			.71	
For payment of retirement and terminal leave benefits	4008000000002000		2,252,646.00	2,252,646.00	2,252,646.00					2,252,646.00	2,252,645.29			2,252,645.29	2,252,645.29				2,252,645.29			.71	
PS			2,252,646.00	2,252,646.00	2,252,646.00					2,252,646.00	2,252,645.29			2,252,645.29	2,252,645.29				2,252,645.29			.71	
Sub-Total, SPF			2,252,646.00	2,252,646.00	2,252,646.00					2,252,646.00	2,252,645.29			2,252,645.29	2,252,645.29				2,252,645.29			.71	
PS			2,252,646.00	2,252,646.00	2,252,646.00					2,252,646.00	2,252,645.29			2,252,645.29	2,252,645.29				2,252,645.29			.71	
GRAND TOTAL			2,252,646.00	2,252,646.00	2,252,646.00					2,252,646.00	130,157,215.72			130,157,215.72	117,439,723.62				117,439,723.62		(127,904,569.72)	8,809,308.25	3,908,183.85
PS			2,252,646.00	2,252,646.00	2,252,646.00					2,252,646.00	117,828,651.57			117,828,651.57	116,926,993.05				116,926,993.05		(115,576,005.57)	901,658.52	1,536,879.30
MOOE										12,328,564.15				12,328,564.15	512,730.57				512,730.57		(12,328,564.15)	7,907,649.73	3,908,183.85

Certified Correct:  
  
De Guzman, Shiela  
Budget Officer  
Date: 08/Apr/2019

Certified Correct:  
  
JUNIMARO O. BACULO, CPA  
Chief Accountant IV  
Date:

Recommended By:  
  
Casida, Jocelyn  
Director, FMS  
Date: 08/Apr/2019

Approved By:  
  
Mateo, Imelda  
Agency Head/Department  
Date: 08/Apr/2019

