

## As of the Quarter Ending June 30, 2019

Department: Department of Health (DOH)  
Agency: Office of the Secretary  
Operating Unit: 'AMANG' RODRIGUEZ MEMORIAL MEDICAL CENTER  
Organization Code (UACS): 130011400012  
Fund Cluster: 01 - Regular Agency Fund

	Current Year Appropriations
	Supplemental Appropriations
	Continuing Appropriations

und Cluster: 01 - Regular Agency Fund															
PROGRAM/ACTIVITY/PROJECT	UACS CODE	APPROPRIATION				ALLOTMENTS					TOTAL OBLIGATION				
		Authorized Appropriation	Adjustments (Transfer To/From Realignment)		Adjusted Appropriations	Allotments Received	Adjustments (Withdrawal, Realignment)	(Transfer to)	Transfer from	Adjusted Total Allotments	1st Qtr ending March 31	2nd Qtr ending June 30	3rd Qtr ending Sept. 30	4th Qtr ending Dec. 31	TOTAL (REGULAR FUND)
			Outside Dept.	Within Dept.											
I. NEW APPROPRIATION															
A. PROGRAMS															
I. GENERAL ADMINISTRATION AND SUPPORT															
General Management and Supervision		-	-	-	-	-	-	-	-	-	-	-	-	-	-
Maintenance & Other Operating Expenses															
Administration of Personnel Benefits		-	-	-		-		-	-	-			-	-	-
Personnel Services															
TOTAL, GASS		-				-			-						
III. OPERATIONS															
PREXC 00 : ACCESS TO PROMOTIVE AND PREVENTIVE HEALTH CARE SERVICES IMPROVED															
HEALTH SYSTEMS STRENGTHENING PROGRAM		-	-	-		-		-	-						
SERVICE DELIVERY SUB-PROGRAM		-				-		-	-						
Health Facility Policy and Plan Development		-	-	-		-		-	-						
Maintenance & Other Operating Expenses															
Capital Outlays															
PUBLIC HEALTH PROGRAM		-	-	1,000,000.00	1,000,000.00	-		-	1,000,000.00	1,000,000.00	-	438,208.36	-	-	438,208.36
PUBLIC HEALTH MANAGEMENT SUB-PROGRAM		-	-	1,000,000.00	1,000,000.00	-		-	1,000,000.00	1,000,000.00	-	438,208.36	-	-	438,208.36
Public Health Management		-	-	1,000,000.00	1,000,000.00	-		-	1,000,000.00	1,000,000.00	-	438,208.36	-	-	438,208.36
Personnel Services															
Maintenance & Other Operating Expenses				1,000,000.00	1,000,000.00				1,000,000.00	1,000,000.00	-	438,208.36	-	-	438,208.36
Capital Outlays		-				-					-		-	-	-
HEALTH EMERGENCY MANAGEMENT PROGRAM		-	-	200,000.00	200,000.00	-		-	200,000.00	200,000.00	-	128,750.00	-	-	128,750.00
Health Emergency Preparedness and Response		-	-	200,000.00	200,000.00	-		-	200,000.00	200,000.00	-	128,750.00	-	-	128,750.00
Maintenance & Other Operating Expenses				200,000.00	200,000.00				200,000.00	200,000.00	-	128,750.00	-	-	128,750.00
SUB-TOTAL, 00 : ACCESS TO PROMOTIVE AND PREVENTIVE HEALTH CARE SERVICES IMPROVED		-	-	1,200,000.00	1,200,000.00	-		-	1,200,000.00	1,200,000.00	-	566,958.36	-	-	566,958.36
PREXC 00 : ACCESS TO CURATIVE AND REHABILITATIVE HEALTH CARE SERVICES IMPROVED															
HEALTH FACILITIES OPERATION PROGRAM		480,859,000.00	-	-	480,859,000.00	480,859,000.00		-	-	480,859,000.00	111,410,766.22	194,142,151.97	-	-	305,552,918.19
CURATIVE HEALTH CARE SUB-PROGRAM		480,859,000.00			480,859,000.00	480,859,000.00		-	-	480,859,000.00	111,410,766.22	194,142,151.97	-	-	305,552,918.19
Operation of DQH Hospitals in Metro Manila (MM)		480,859,000.00			480,859,000.00	480,859,000.00		-	-	480,859,000.00	111,410,766.22	194,142,151.97	-	-	305,552,918.19
Personnel Services		440,910,000.00			440,910,000.00	440,910,000.00				440,910,000.00	106,082,202.07	183,224,259.15	-	-	289,306,461.22
Maintenance & Other Operating Expenses		39,949,000.00			39,949,000.00	39,949,000.00				39,949,000.00	5,328,564.15	10,917,892.82	-	-	16,246,456.97
Capital Outlays		-									-		-	-	-
SUB-TOTAL, 00 : ACCESS TO CURATIVE AND REHABILITATIVE HEALTH CARE SERVICES IMPROVED		480,859,000.00	-	-	480,859,000.00	480,859,000.00		-	-	480,859,000.00	111,410,766.22	194,142,151.97	-	-	305,552,918.19
PREXC 00: ACCESS TO SOCIAL HEALTH PROTECTION ASSURED															
SOCIAL HEALTH PROTECTION PROGRAM															
PROJECTS															






PROGRAM/ACTIVITY/PROJECT	UACS CODE	APPROPRIATION				ALLOTMENT					TOTAL OBLIGATION				
		Authorized Appropriation	Adjustments (Transfer To/From Realignment)		Adjusted Appropriations	Allotments Received	Adjustments (Withdrawal, Realignment)	(Transfer to)	Transfer from	Adjusted Total Allotments	1st Qtr ending March 31	2nd Qtr ending June 30	3rd Qtr ending Sept. 30	4th Qtr ending Dec. 31	TOTAL (REGULAR FUND)
			Outside Dept.	Within Dept.											
LOCALLY - FUNDED PROJECTS		-	-	7,000,000.00	7,000,000.00	-	-	-	7,000,000.00	7,000,000.00	7,000,000.00	-	-	7,000,000.00	
Assistance to indigent Patients either confined or out patient s in government hospitals/specialty hospitals/Agri hospitals/Philippine General Hospital/Wesl Visayas State University Hospital		-	-	7,000,000.00	7,000,000.00	-	-	-	7,000,000.00	7,000,000.00	7,000,000.00	-	-	7,000,000.00	
Maintenance & Other Operating Expenses				7,000,000.00	7,000,000.00				7,000,000.00	7,000,000.00	7,000,000.00	-	-	7,000,000.00	
SUB-TOTAL, 00: ACCESS TO SOCIAL HEALTH PROTECTION ASSURED		-	-	7,000,000.00	7,000,000.00	-	-	-	7,000,000.00	7,000,000.00	7,000,000.00	-	-	7,000,000.00	
TOTAL, OPERATIONS		489,859,000.00	-	8,200,000.00	489,059,000.00	489,859,000.00	-	-	8,200,000.00	489,059,000.00	118,410,766.22	194,709,110.33	-	313,119,876.55	
TOTAL NEW APPROPRIATIONS		489,859,000.00	-	8,200,000.00	489,059,000.00	489,859,000.00	-	-	8,200,000.00	489,059,000.00	118,410,766.22	194,709,110.33	-	313,119,876.55	
PS		440,910,000.00	-	-	440,910,000.00	440,910,000.00	-	-	-	440,910,000.00	106,082,202.07	183,224,259.15	-	289,308,461.22	
MOOE		39,949,000.00	-	8,200,000.00	48,149,000.00	39,949,000.00	-	-	8,200,000.00	48,149,000.00	12,328,564.15	11,484,851.18	-	23,813,415.33	
CO		-	-	-	-	-	-	-	-	-	-	-	-	-	
II. AUTOMATIC APPROPRIATION															
Retirement and Life Insurance Premium	01104102	36,489,000.00	-	-	36,489,000.00	36,489,000.00	-	-	-	36,489,000.00	9,493,804.21	12,419,218.85	-	21,913,023.06	
Personnel Services		36,489,000.00	-	-	36,489,000.00	36,489,000.00				36,489,000.00	9,493,804.21	12,419,218.85	-	21,913,023.06	
SUB-TOTAL, AUTOMATIC APPROPRIATION		36,489,000.00	-	-	36,489,000.00	36,489,000.00	-	-	-	36,489,000.00	9,493,804.21	12,419,218.85	-	21,913,023.06	
PS		36,489,000.00	-	-	36,489,000.00	36,489,000.00	-	-	-	36,489,000.00	9,493,804.21	12,419,218.85	-	21,913,023.06	
III. SPECIAL PURPOSE FUND															
Pension and Gratuity Fund	01101407	-	2,252,646.00	-	2,252,646.00	2,252,646.00	-	-	-	2,252,646.00	2,252,645.29	-	-	2,252,645.29	
Personnel Services			2,252,646.00	-	2,252,646.00	2,252,646.00				2,252,646.00	2,252,645.29	-	-	2,252,645.29	
Miscellaneous Personnel Benefits Fund	01101406	-	-	-	-	-	-	-	-	-	-	-	-	-	
Personnel Services		-	-	-	-	-	-	-	-	-	-	-	-	-	
SUB-TOTAL, SPECIAL PURPOSE		-	2,252,646.00	-	2,252,646.00	2,252,646.00	-	-	-	2,252,646.00	2,252,645.29	-	-	2,252,645.29	
PS		-	2,252,646.00	-	2,252,646.00	2,252,646.00	-	-	-	2,252,646.00	2,252,645.29	-	-	2,252,645.29	
MOOE		-	-	-	-	-	-	-	-	-	-	-	-	-	
CO		-	-	-	-	-	-	-	-	-	-	-	-	-	
GRAND TOTAL (CURRENT YEAR 2019)		517,348,000.00	2,252,646.00	8,200,000.00	527,800,646.00	519,800,646.00	-	-	8,200,000.00	527,800,646.00	130,157,215.72	207,128,329.18	-	337,285,544.90	
PS		477,399,000.00	2,252,646.00	-	479,651,646.00	479,651,646.00	-	-	-	479,651,646.00	117,928,651.57	195,843,478.00	-	313,472,129.57	
MOOE		39,949,000.00	-	8,200,000.00	48,149,000.00	39,949,000.00	-	-	8,200,000.00	48,149,000.00	12,328,564.15	11,484,851.18	-	23,813,415.33	
CO		-	-	-	-	-	-	-	-	-	-	-	-	-	
FE		-	-	-	-	-	-	-	-	-	-	-	-	-	



## As of the Quarter Ending June 30, 2019

Department: Department of Health (DOH)  
Agency: Office of the Secretary  
Operating Unit: 'AMANG' RODRIGUEZ MEMORIAL MEDICAL CENTER  
Organization Code (UACS): 130011400012  
Fund Cluster: 01 - Regular Agency Fund

 Current Year Appropriations  
 Supplemental Appropriations  
 Continuing Appropriations

PROGRAM/ACTIVITY/PROJECT	UACS CODE	CURRENT YEAR DISBURSEMENTS					BALANCES			
		1st Qtr ending March 31	2nd Qtr ending June 30	3rd Qtr ending Sept. 30	4th Qtr ending Dec. 31	TOTAL	Unreleased Appropriation	Unobligated Allotment	UNPAID OBLIGATION	
									Due and Demandable	Not Yet Due and Demandable
<b>I. NEW APPROPRIATION</b>										
<b>A. PROGRAMS</b>										
<b>I. GENERAL ADMINISTRATION AND SUPPORT</b>										
General Management and Supervision		-	-	-	-	-	-	-	-	-
Maintenance & Other Operating Expenses						-	-	-		
									-	
Administration of Personnel Benefits		-	-	-	-	-	-	-		
Personnel Services						-	-	-	-	
<b>TOTAL, GASS</b>		-	-	-	-	-	-	-		-
<b>III. OPERATIONS</b>						-	-	-	-	
<b>PREXC 00 : ACCESS TO PROMOTIVE AND PREVENTIVE HEALTH CARE SERVICES IMPROVED</b>						-	-	-	-	
<b>HEALTH SYSTEMS STRENGTHENING PROGRAM</b>		-				-	-	-	-	
<b>SERVICE DELIVERY SUB-PROGRAM</b>		-	-			-	-	-	-	
Health Facility Policy and Plan Development		-	-	-	-	-	-	-		
Maintenance & Other Operating Expenses		-				-	-	-	-	
Capital Outlays						-	-	-	-	
<b>PUBLIC HEALTH PROGRAM</b>		-	-	-	-	-	-	561,791.64	438,208.36	-
<b>PUBLIC HEALTH MANAGEMENT SUB-PROGRAM</b>		-	-	-	-	-	-	561,791.64	438,208.36	
Public Health Management		-	-	-	-	-	-	561,791.64	438,208.36	
Personnel Services						-	-	-		
Maintenance & Other Operating Expenses						-	-	561,791.64	438,208.36	
Capital Outlays						-	-	-	-	
									-	
<b>HEALTH EMERGENCY MANAGEMENT PROGRAM</b>		-	62,725.00	-	-	62,725.00	-	71,250.00	66,025.00	-
Health Emergency Preparedness and Response		-	62,725.00	-	-	62,725.00	-	71,250.00	66,025.00	
Maintenance & Other Operating Expenses			62,725.00			62,725.00	-	71,250.00	66,025.00	
<b>SUB-TOTAL, 00 : ACCESS TO PROMOTIVE AND PREVENTIVE HEALTH CARE SERVICES IMPROVED</b>		-	62,725.00	-	-	62,725.00	-	833,041.64	504,233.36	
									-	
<b>PREXC 00 : ACCESS TO CURATIVE AND REHABILITATIVE HEALTH CARE SERVICES IMPROVED</b>						-	-	-	-	
<b>HEALTH FACILITIES OPERATION PROGRAM</b>		105,693,274.12	167,108,617.05	-	-	272,801,891.17	-	175,306,081.81	25,768,714.54	6,982,312.40
<b>CURATIVE HEALTH CARE SUB-PROGRAM</b>		105,693,274.12	167,108,617.05	-	-	272,801,891.17	-	175,306,081.81	25,768,714.54	6,982,312.40
Operation of DOH Hospitals in Metro Manila (MM)		105,693,274.12	167,108,617.05	-	-	272,801,891.17	-	175,306,081.81	25,768,714.54	6,982,312.40
Personnel Services		105,180,543.55	165,480,736.98			270,661,330.53	-	151,603,538.78	18,645,130.69	-
Maintenance & Other Operating Expenses		512,730.57	1,627,830.07			2,140,560.64	-	23,702,543.03	7,123,583.85	6,982,312.40
Capital Outlays						-	-	-	-	
<b>SUB-TOTAL, 00 : ACCESS TO CURATIVE AND REHABILITATIVE HEALTH CARE SERVICES IMPROVED</b>		105,693,274.12	167,108,617.05	-	-	272,801,891.17	-	175,306,081.81	25,768,714.54	6,982,312.40
									-	
<b>PREXC 00: ACCESS TO SOCIAL HEALTH PROTECTION ASSURED</b>						-	-	-	-	
<b>SOCIAL HEALTH PROTECTION PROGRAM</b>						-	-	-	-	
<b>PROJECTS</b>						-	-	-	-	



PROGRAM/ACTIVITY/PROJECT	UACS CODE	CURRENT YEAR DISBURSEMENTS					BALANCES			
		1st Qtr ending March 31	2nd Qtr ending June 30	3rd Qtr ending Sept. 30	4th Qtr ending Dec. 31	TOTAL	Unreleased Appropriation	Unobligated Allotment	UNPAID OBLIGATION	
									Due and Demandable	Not Yet Due and Demandable
LOCALLY FUNDED PROJECTS		-	925,000.00	-	-	925,000.00	-	-	5,797,806.80	377,193.20
Assistance to Inpatient Patients either confined or out patient s in government hospitals/specialty hospitals/igu hospitals/Philippine General Hospital/Vest Visayas State University Hospital		-	925,000.00	-	-	925,000.00	-	-	5,797,806.80	377,193.20
Maintenance & Other Operating Expenses		-	925,000.00	-	-	925,000.00	-	-	5,797,806.80	377,193.20
SUB-TOTAL, 00: ACCESS TO SOCIAL HEALTH PROTECTION ASSURED		-	925,000.00	-	-	925,000.00	-	-	6,175,000.00	-
TOTAL, OPERATIONS		105,693,274.12	167,998,342.05	-	-	273,689,816.17	-	175,839,123.45	32,447,947.90	6,982,312.48
TOTAL NEW APPROPRIATIONS		105,693,274.12	167,998,342.05	-	-	273,689,816.17	-	175,839,123.45	32,070,754.70	7,359,505.68
PS		105,180,543.55	165,480,786.98	-	-	270,661,330.53	-	151,603,538.78	18,645,130.69	-
MOOE		512,730.57	2,515,555.07	-	-	3,028,285.64	-	24,335,584.67	13,425,624.01	7,359,505.68
CO		-	-	-	-	-	-	-	-	-
II. AUTOMATIC APPROPRIATION						-	-	-	-	-
Retirement and Life Insurance Premium	01104102	9,493,804.21	6,535,567.87	-	-	16,029,372.08	-	14,575,976.94	5,883,650.98	-
Personnel Services		9,493,804.21	6,535,567.87	-	-	16,029,372.08	-	14,575,976.94	5,883,650.98	-
SUB-TOTAL, AUTOMATIC APPROPRIATION		9,493,804.21	6,535,567.87	-	-	16,029,372.08	-	14,575,976.94	5,883,650.98	-
PS		9,493,804.21	6,535,567.87	-	-	16,029,372.08	-	14,575,976.94	5,883,650.98	-
III. SPECIAL PURPOSE FUND						-	-	-	-	-
Pension and Gratuity Fund	01101407	2,252,645.29	-	-	-	2,252,645.29	-	0.71	-	-
Personnel Services		2,252,645.29	-	-	-	2,252,645.29	-	0.71	-	-
Miscellaneous Personnel Benefits Fund	01101406	-	-	-	-	-	-	-	-	-
Personnel Services		-	-	-	-	-	-	-	-	-
SUB-TOTAL, SPECIAL PURPOSE		2,252,645.29	-	-	-	2,252,645.29	-	0.71	-	-
PS		2,252,645.29	-	-	-	2,252,645.29	-	0.71	-	-
MOOE		-	-	-	-	-	-	-	-	-
CO		-	-	-	-	-	-	-	-	-
GRAND TOTAL (CURRENT YEAR 2019)		117,439,723.62	174,531,909.92	-	-	291,971,633.54	-	190,515,101.10	37,954,405.68	7,359,505.68
PS		118,926,993.05	172,016,354.85	-	-	288,943,347.90	-	166,179,516.43	24,528,781.67	(0.00)
MOOE		512,730.57	2,515,555.07	-	-	3,028,285.64	-	24,335,584.67	13,425,624.01	7,359,505.68
CO		-	-	-	-	-	-	-	-	-
FE		-	-	-	-	-	-	-	-	-

Certified Correct:

  
SHEILA MARIE V. DE GUZMAN, MGM  
Supervising Administrative Officer

Recommending Approval:

  
JOCELYN S. CASIDA, CPA, MBA  
Financial and Management Officer II

Certified Correct:

  
JUNIMAR P. BACULO, CPA  
Accountant IV

Approved by:

  
IMELDA M. MATEO, MD, MBAH, FPCP, FPCCP  
Medical Center Chief II



# STATEMENT OF APPROPRIATIONS, ALLOTMENTS, OBLIGATIONS, DISBURSEMENTS AND BALANCES

As of the Quarter Ending September 30, 2019

FAR No. 1

Department: Department of Health (DOH)  
Agency: Office of the Secretary  
Operating Unit: 'AMANG' RODRIGUEZ MEMORIAL MEDICAL CENTER  
Organization Code (UACS): 130011400012  
Fund Cluster: 01 - Regular Agency Fund

Current Year Appropriations  
Supplemental Appropriations  
Continuing Appropriations

PROGRAM/ACTIVITY/PROJECT	UACS CODE	APPROPRIATION				ALLOTMENTS					TOTAL OBLIGATION				
		Authorized Appropriation	Adjustments (Transfer To/From Realignment)		Adjusted Appropriations	Allotments Received	Adjustments (Withdrawal, Realignment)	(Transfer to)	Transfer from	Adjusted Total Allotments	1st Qtr ending March 31	2nd Qtr ending June 30	3rd Qtr ending Sept. 30	4th Qtr ending Dec. 31	TOTAL (REGULAR FUND)
			Outside Dept.	Within Dept.											
<b>I. NEW APPROPRIATION</b>															
<b>A. PROGRAMS</b>															
<b>I. GENERAL ADMINISTRATION AND SUPPORT</b>															
Administration of Personnel Benefits		164,896,000.00	164,896,000.00	-	329,792,000.00	164,896,000.00	-	-	-	164,896,000.00	-	-	39,471,750.93	-	39,471,750.93
Personnel Services		164,896,000.00	164,896,000.00	-	329,792,000.00	164,896,000.00	-	-	-	164,896,000.00	-	-	39,471,750.93	-	39,471,750.93
<b>TOTAL, GASS</b>		<b>164,896,000.00</b>	<b>164,896,000.00</b>	<b>-</b>	<b>329,792,000.00</b>	<b>164,896,000.00</b>	<b>-</b>	<b>-</b>	<b>-</b>	<b>164,896,000.00</b>	<b>-</b>	<b>-</b>	<b>39,471,750.93</b>	<b>-</b>	<b>39,471,750.93</b>
<b>III. OPERATIONS</b>															
<b>PREXC 00 : ACCESS TO PROMOTIVE AND PREVENTIVE HEALTH CARE SERVICES IMPROVED</b>															
HEALTH POLICY AND STANDARDS DEVELOPMENT PROGRAM		-	-	1,500,000.00	1,500,000.00	-	-	-	1,500,000.00	1,500,000.00	-	-	126,659.50	-	126,659.50
Health Sector Research Development		-	-	1,500,000.00	1,500,000.00	-	-	-	1,500,000.00	1,500,000.00	-	-	126,659.50	-	126,659.50
Maintenance & Other Operating Expenses				1,500,000.00	1,500,000.00				1,500,000.00	1,500,000.00	-	-	126,659.50	-	126,659.50
<b>HEALTH SYSTEMS STRENGTHENING PROGRAM</b>															
SERVICE DELIVERY SUB-PROGRAM		-	-	119,058,000.00	119,058,000.00	-	-	-	119,058,000.00	119,058,000.00	-	-	39,650,730.93	-	39,650,730.93
Health Facility Policy and Plan Development		-	-	58,000.00	58,000.00	-	-	-	58,000.00	58,000.00	-	-	49,936.75	-	49,936.75
Maintenance & Other Operating Expenses				58,000.00	58,000.00				58,000.00	58,000.00	-	-	49,936.75	-	49,936.75
<b>Health Facilities Enhancement Program</b>															
Capital Outlays		-	-	119,000,000.00	119,000,000.00	-	-	-	119,000,000.00	119,000,000.00	-	-	39,600,794.18	-	39,600,794.18
<b>PUBLIC HEALTH PROGRAM</b>															
PUBLIC HEALTH MANAGEMENT SUB-PROGRAM		-	-	1,800,000.00	1,800,000.00	-	-	-	1,800,000.00	1,800,000.00	-	438,208.36	212,011.49	-	650,219.85
Public Health Management		-	-	1,800,000.00	1,800,000.00	-	-	-	1,800,000.00	1,800,000.00	-	438,208.36	212,011.49	-	650,219.85
Maintenance & Other Operating Expenses				1,800,000.00	1,800,000.00				1,800,000.00	1,800,000.00	-	438,208.36	212,011.49	-	650,219.85
<b>NON COMMUNICABLE DISEASES SUB-PROGRAM</b>															
Prevention and Control of Non-Communicable Diseases		-	-	5,000,000.00	5,000,000.00	-	-	-	5,000,000.00	5,000,000.00	-	-	-	-	-
Maintenance & Other Operating Expenses				5,000,000.00	5,000,000.00				5,000,000.00	5,000,000.00	-	-	-	-	-
<b>HEALTH EMERGENCY MANAGEMENT PROGRAM</b>															
Health Emergency Preparedness and Response		-	-	200,000.00	200,000.00	-	-	-	200,000.00	200,000.00	-	128,750.00	63,821.50	-	192,571.50
Maintenance & Other Operating Expenses				200,000.00	200,000.00				200,000.00	200,000.00	-	128,750.00	63,821.50	-	192,571.50
<b>SUB-TOTAL, 00 : ACCESS TO PROMOTIVE AND PREVENTIVE HEALTH CARE SERVICES IMPROVED</b>		<b>-</b>	<b>-</b>	<b>127,558,000.00</b>	<b>127,558,000.00</b>	<b>-</b>	<b>-</b>	<b>-</b>	<b>127,558,000.00</b>	<b>127,558,000.00</b>	<b>-</b>	<b>566,958.36</b>	<b>40,053,223.42</b>	<b>-</b>	<b>40,620,181.78</b>
<b>PREXC 00 : ACCESS TO CURATIVE AND REHABILITATIVE HEALTH CARE SERVICES IMPROVED</b>															
HEALTH FACILITIES OPERATION PROGRAM		480,859,000.00	20,000,000.00	-	500,859,000.00	500,859,000.00	-	-	-	500,859,000.00	111,410,766.22	194,142,151.97	124,119,132.71	-	429,672,050.90
CURATIVE HEALTH CARE SUB-PROGRAM		480,859,000.00	20,000,000.00	-	500,859,000.00	500,859,000.00	-	-	-	500,859,000.00	111,410,766.22	194,142,151.97	124,119,132.71	-	429,672,050.90
Operation of DOH Hospitals in Metro Manila (MM)		480,859,000.00	20,000,000.00	-	500,859,000.00	500,859,000.00	-	-	-	500,859,000.00	111,410,766.22	194,142,151.97	124,119,132.71	-	429,672,050.90
Personnel Services		440,910,000.00		-	440,910,000.00	440,910,000.00				440,910,000.00	106,082,202.07	183,224,259.15	116,591,848.71	-	405,898,309.93
Maintenance & Other Operating Expenses		39,949,000.00		-	39,949,000.00	39,949,000.00				39,949,000.00	5,328,564.15	10,917,892.82	7,527,284.00	-	23,773,740.97
Capital Outlays		-	20,000,000.00	-	20,000,000.00	20,000,000.00				20,000,000.00	-	-	-	-	-



PROGRAM/ACTIVITY/PROJECT	UACS CODE	APPROPRIATION				ALLOTMENTS					TOTAL OBLIGATION				
		Authorized Appropriation	Adjustments (Transfer To/From Realignment)		Adjusted Appropriations	Allotments Received	Adjustments (Withdrawal, Realignment)	(Transfer to)	Transfer from	Adjusted Total Allotments	1st Qtr ending March 31	2nd Qtr ending June 30	3rd Qtr ending Sept. 30	4th Qtr ending Dec. 31	TOTAL (REGULAR FUND)
			Outside Dept.	Within Dept.											
SUB-TOTAL, 00 : ACCESS TO CURATIVE AND REHABILITATIVE HEALTH CARE SERVICES IMPROVED		480,859,000.00	20,000,000.00	-	500,859,000.00	500,859,000.00	-	-	-	500,859,000.00	111,410,766.22	194,142,151.97	124,119,132.71	-	429,672,050.90
PREXC 00: ACCESS TO SOCIAL HEALTH PROTECTION ASSURED				-	-					-	-	-	-	-	-
SOCIAL HEALTH PROTECTION PROGRAM				-	-					-	-	-	-	-	-
PROJECTS				-	-					-	-	-	-	-	-
LOCALLY - FUNDED PROJECTS		-	-	37,946,000.00	37,946,000.00	-	-	-	37,946,000.00	37,946,000.00	7,000,000.00	-	15,824,245.15	-	22,824,245.15
Assistance to Indigent Patients either confined or out patient s in government hospitals/specialty hospitals/Agos hospitals/Philippine General Hospital/Vest Visayas State University Hospital		-	-	37,946,000.00	37,946,000.00	-	-	-	37,946,000.00	37,946,000.00	7,000,000.00	-	15,824,245.15	-	22,824,245.15
Personnel Services				-	-					-	-	-	-	-	-
Maintenance & Other Operating Expenses				37,946,000.00	37,946,000.00				37,946,000.00	37,946,000.00	7,000,000.00	-	15,824,245.15	-	22,824,245.15
Capital Outlays				-	-					-	-	-	-	-	-
SUB-TOTAL, 00: ACCESS TO SOCIAL HEALTH PROTECTION ASSURED		-	-	37,946,000.00	37,946,000.00	-	-	-	37,946,000.00	37,946,000.00	7,000,000.00	-	15,824,245.15	-	22,824,245.15
TOTAL, OPERATIONS		480,859,000.00	20,000,000.00	165,504,000.00	666,363,000.00	500,859,000.00	-	-	165,504,000.00	666,363,000.00	118,410,766.22	194,709,110.33	179,996,601.28	-	493,116,477.83
TOTAL NEW APPROPRIATIONS		645,755,000.00	184,896,000.00	165,504,000.00	996,155,000.00	665,755,000.00	-	-	165,504,000.00	831,259,000.00	118,410,766.22	194,709,110.33	219,468,352.21	-	532,588,228.76
PS		605,806,000.00	164,896,000.00	-	770,702,000.00	605,806,000.00	-	-	-	605,806,000.00	106,082,202.07	183,224,259.15	158,063,599.64	-	445,370,060.86
MOOE		39,949,000.00	-	46,504,000.00	86,453,000.00	39,949,000.00	-	-	46,504,000.00	86,453,000.00	12,328,564.15	11,484,851.18	23,803,958.39	-	47,617,373.72
CO		-	20,000,000.00	119,000,000.00	139,000,000.00	20,000,000.00	-	-	119,000,000.00	139,000,000.00	-	-	39,600,794.18	-	39,600,794.18
II. AUTOMATIC APPROPRIATION										-	-	-	-	-	-
Retirement and Life Insurance Premium	01104102	36,489,000.00	14,978,597.00	-	51,467,597.00	51,467,597.00	-	-	-	51,467,597.00	9,493,804.21	12,419,218.85	13,814,275.59	-	35,727,298.65
Personnel Services		36,489,000.00	14,978,597.00	-	51,467,597.00	51,467,597.00				51,467,597.00	9,493,804.21	12,419,218.85	13,814,275.59	-	35,727,298.65
SUB-TOTAL, AUTOMATIC APPROPRIATION		36,489,000.00	14,978,597.00	-	51,467,597.00	51,467,597.00	-	-	-	51,467,597.00	9,493,804.21	12,419,218.85	13,814,275.59	-	35,727,298.65
PS		36,489,000.00	14,978,597.00	-	51,467,597.00	51,467,597.00	-	-	-	51,467,597.00	9,493,804.21	12,419,218.85	13,814,275.59	-	35,727,298.65
III. SPECIAL PURPOSE FUND										-	-	-	-	-	-
Pension and Gratuity Fund	01101407	-	4,545,203.00	-	4,545,203.00	4,545,203.00	-	-	-	4,545,203.00	2,252,645.29	-	2,292,555.95	-	4,545,201.24
Personnel Services			4,545,203.00	-	4,545,203.00	4,545,203.00				4,545,203.00	2,252,645.29	-	2,292,555.95	-	4,545,201.24
Miscellaneous Personnel Benefits Fund	01101406	-	-	65,945,439.00	65,945,439.00	65,945,439.00	-	-	-	65,945,439.00	-	-	-	-	-
Personnel Services		-	-	65,945,439.00	65,945,439.00	65,945,439.00	-	-	-	65,945,439.00	-	-	-	-	-
SUB-TOTAL, SPECIAL PURPOSE		-	4,545,203.00	65,945,439.00	70,490,642.00	70,490,642.00	-	-	-	70,490,642.00	2,252,645.29	-	2,292,555.95	-	4,545,201.24
PS		-	4,545,203.00	65,945,439.00	70,490,642.00	70,490,642.00	-	-	-	70,490,642.00	2,252,645.29	-	2,292,555.95	-	4,545,201.24
MOOE		-	-	-	-	-	-	-	-	-	-	-	-	-	-
CO		-	-	-	-	-	-	-	-	-	-	-	-	-	-
GRAND TOTAL (CURRENT YEAR 2019)		682,244,000.00	204,419,800.00	231,449,439.00	1,118,113,239.00	787,713,239.00	-	-	165,504,000.00	953,217,239.00	130,157,215.72	207,128,329.18	235,575,183.75	-	572,860,728.65
PS		642,295,000.00	184,419,800.00	65,945,439.00	892,660,239.00	727,764,239.00	-	-	-	727,764,239.00	117,828,651.57	195,643,478.00	172,170,431.18	-	485,642,560.75
MOOE		39,949,000.00	-	46,504,000.00	86,453,000.00	39,949,000.00	-	-	46,504,000.00	86,453,000.00	12,328,564.15	11,484,851.18	23,803,958.39	-	47,617,373.72
CO		-	20,000,000.00	119,000,000.00	139,000,000.00	20,000,000.00	-	-	119,000,000.00	139,000,000.00	-	-	39,600,794.18	-	39,600,794.18
FE										-	-	-	-	-	-



# STATEMENT OF APPROPRIATIONS, ALLOTMENTS, OBLIGATIONS, DISBURSEMENTS AND BALANCES

As of the Quarter Ending September 30, 2019

FAR No. 1

Department: Department of Health (DOH)  
 Agency: Office of the Secretary  
 Operating Unit: "AMANG" RODRIGUEZ MEMORIAL MEDICAL CENTER  
 Organization Code (UACS): 130011400012  
 Fund Cluster: 01 - Regular Agency Fund

☒ Current Year Appropriations  
☐ Supplemental Appropriations  
☐ Continuing Appropriations

PROGRAM/ACTIVITY/PROJECT	UACS CODE	CURRENT YEAR DISBURSEMENTS					BALANCES			
		1st Qtr ending March 31	2nd Qtr ending June 30	3rd Qtr ending Sept. 30	4th Qtr ending Dec. 31	TOTAL	Unreleased Appropriation	Unobligated Allotment	UNPAID OBLIGATION	
									Due and Demandable	Not Yet Due and Demandable
<b>I. NEW APPROPRIATION</b>										
<b>A. PROGRAMS</b>										
<b>I. GENERAL ADMINISTRATION AND SUPPORT</b>										
Administration of Personnel Benefits		-	-	39,062,248.21	-	39,062,248.21	164,896,000.00	125,424,249.07	409,502.72	-
Personnel Services				39,062,248.21		39,062,248.21	164,896,000.00	125,424,249.07	409,502.72	-
<b>TOTAL, GASS</b>		-	-	<b>39,062,248.21</b>	-	<b>39,062,248.21</b>	<b>164,896,000.00</b>	<b>125,424,249.07</b>	<b>409,502.72</b>	<b>-</b>
<b>III. OPERATIONS</b>										
PREXC 00 : ACCESS TO PROMOTIVE AND PREVENTIVE HEALTH CARE SERVICES IMPROVED										
HEALTH POLICY AND STANDARDS DEVELOPMENT PROGRAM		-	-	-	-	-	-	1,373,340.50	126,659.50	-
Health Sector Research Development		-	-	-	-	-	-	1,373,340.50	126,659.50	-
Maintenance & Other Operating Expenses				-		-	-	1,373,340.50	126,659.50	-
HEALTH SYSTEMS STRENGTHENING PROGRAM		-	-	49,936.75	-	49,936.75	-	79,407,269.07	-	39,600,794.18
SERVICE DELIVERY SUB-PROGRAM		-	-	49,936.75	-	49,936.75	-	79,407,269.07	-	39,600,794.18
Health Facility Policy and Plan Development		-	-	49,936.75	-	49,936.75	-	8,063.25	-	-
Maintenance & Other Operating Expenses		-		49,936.75		49,936.75	-	8,063.25	-	-
Health Facilities Enhancement Program		-	-	-	-	-	-	79,399,205.82	-	39,600,794.18
Capital Outlays						-	-	79,399,205.82	-	39,600,794.18
PUBLIC HEALTH PROGRAM		-	-	630,998.25	-	630,998.25	-	6,149,780.15	19,221.60	-
PUBLIC HEALTH MANAGEMENT SUB-PROGRAM		-	-	630,998.25	-	630,998.25	-	1,149,780.15	19,221.60	-
Public Health Management		-	-	630,998.25	-	630,998.25	-	1,149,780.15	19,221.60	-
Maintenance & Other Operating Expenses				630,998.25		630,998.25	-	1,149,780.15	19,221.60	-
NON COMMUNICABLE DISEASES SUB-PROGRAM		-	-	-	-	-	-	5,000,000.00	-	-
Prevention and Control of Non-Communicable Diseases		-	-	-	-	-	-	5,000,000.00	-	-
Maintenance & Other Operating Expenses						-	-	5,000,000.00	-	-
HEALTH EMERGENCY MANAGEMENT PROGRAM		-	62,725.00	129,846.50	-	192,571.50	-	7,428.50	-	-
Health Emergency Preparedness and Response		-	62,725.00	129,846.50	-	192,571.50	-	7,428.50	-	-
Maintenance & Other Operating Expenses			62,725.00	129,846.50		192,571.50	-	7,428.50	-	-
<b>SUB-TOTAL, 00 : ACCESS TO PROMOTIVE AND PREVENTIVE HEALTH CARE SERVICES IMPROVED</b>		-	<b>62,725.00</b>	<b>610,781.50</b>	-	<b>873,506.50</b>	-	<b>86,937,818.22</b>	<b>145,881.10</b>	<b>39,600,794.18</b>
PREXC 00 : ACCESS TO CURATIVE AND REHABILITATIVE HEALTH CARE SERVICES IMPROVED										
HEALTH FACILITIES OPERATION PROGRAM		105,693,274.12	167,108,617.05	155,387,099.55	-	428,188,990.72	-	71,186,949.10	1,000,703.38	482,356.80
CURATIVE HEALTH CARE SUB-PROGRAM		105,693,274.12	167,108,617.05	155,387,099.55	-	428,188,990.72	-	71,186,949.10	1,000,703.38	482,356.80
Operation of DOH Hospitals in Metro Manila (MM)		105,693,274.12	167,108,617.05	155,387,099.55	-	428,188,990.72	-	71,186,949.10	1,000,703.38	482,356.80
Personnel Services		105,180,543.55	165,480,786.98	135,221,122.99		405,882,453.52	-	35,011,690.07	16,856.41	-
Maintenance & Other Operating Expenses		512,730.57	1,627,830.07	20,165,976.56		22,306,537.20	-	16,175,259.03	984,846.97	482,356.80
Capital Outlays						-	-	20,000,000.00	-	-



PROGRAM/ACTIVITY/PROJECT	UACS CODE	CURRENT YEAR DISBURSEMENTS					BALANCES			
		1st Qtr ending March 31	2nd Qtr ending June 30	3rd Qtr ending Sept. 30	4th Qtr ending Dec. 31	TOTAL	Unreleased Appropriation	Unobligated Allotment	UNPAID OBLIGATION	
									Due and Demandable	Not Yet Due and Demandable
SUB-TOTAL, 00: ACCESS TO CURATIVE AND REHABILITATIVE HEALTH CARE SERVICES IMPROVED		105,693,274.12	167,108,617.05	155,387,099.55	-	428,188,990.72	-	71,186,949.10	1,000,703.38	492,356.80
PREXC 00: ACCESS TO SOCIAL HEALTH PROTECTION ASSURED									-	-
SOCIAL HEALTH PROTECTION PROGRAM									-	-
PROJECTS									-	-
LOCALLY - FUNDED PROJECTS		-	825,000.00	10,357,007.26	-	11,182,007.26	-	15,121,754.85	205,036.54	11,437,201.35
Assistance to Indigent Patients either confined or out patient's in government hospitals/specialty hospitals/Agri hospitals/Philippine General Hospital/West Visayas State University Hospital		-	825,000.00	10,357,007.26	-	11,182,007.26	-	15,121,754.85	205,036.54	11,437,201.35
Personnel Services									-	-
Maintenance & Other Operating Expenses		-	825,000.00	10,357,007.26		11,182,007.26		15,121,754.85	205,036.54	11,437,201.35
Capital Outlays									-	-
SUB-TOTAL, 00: ACCESS TO SOCIAL HEALTH PROTECTION ASSURED		-	825,000.00	10,357,007.26	-	11,182,007.26	-	15,121,754.85	11,642,237.89	-
TOTAL OPERATIONS		105,693,274.12	167,996,342.05	166,554,888.31	-	440,244,504.48	-	173,246,522.17	12,788,822.37	40,083,150.98
TOTAL NEW APPROPRIATIONS		105,693,274.12	167,996,342.05	205,617,136.52	-	479,306,752.69	164,896,000.00	298,670,771.24	1,761,123.74	51,520,352.33
PS		105,180,543.55	165,480,786.98	174,283,371.20	-	444,944,701.73	164,896,000.00	160,435,939.14	425,359.13	(0.00)
MOOE		512,730.57	2,515,555.07	31,333,765.32	-	34,362,050.96	-	38,835,826.28	1,335,764.61	11,919,558.15
CO		-	-	-	-	-	-	99,399,205.82	-	39,600,794.19
II. AUTOMATIC APPROPRIATION									-	-
Retirement and Life Insurance Premium	01104102	9,493,804.21	6,535,567.87	19,697,926.57	-	35,727,298.65	-	15,740,298.35	-	0.00
Personnel Services		9,493,804.21	6,535,567.87	19,697,926.57		35,727,298.65		15,740,298.35		0.00
SUB-TOTAL, AUTOMATIC APPROPRIATION		9,493,804.21	6,535,567.87	19,697,926.57	-	35,727,298.65	-	15,740,298.35	-	0.00
PS		9,493,804.21	6,535,567.87	19,697,926.57	-	35,727,298.65	-	15,740,298.35	-	0.00
III. SPECIAL PURPOSE FUND									-	-
Pension and Gratuity Fund	01101407	2,252,645.29	-	2,292,555.95	-	4,545,201.24	-	1.76	-	-
Personnel Services		2,252,645.29		2,292,555.95		4,545,201.24		1.76		-
Miscellaneous Personnel Benefits Fund	01101406	-	-	-	-	-	-	65,945,439.00	-	-
Personnel Services		-	-	-	-	-	-	65,945,439.00	-	-
SUB-TOTAL, SPECIAL PURPOSE		2,252,645.29	-	2,292,555.95	-	4,545,201.24	-	65,945,440.76	-	-
PS		2,252,645.29	-	2,292,555.95	-	4,545,201.24	-	65,945,440.76	-	-
MOOE		-	-	-	-	-	-	-	-	-
CO		-	-	-	-	-	-	-	-	-
GRAND TOTAL (CURRENT YEAR 2019)		117,438,723.62	174,531,909.92	227,607,619.04	-	519,579,252.58	164,896,000.00	380,356,510.35	1,761,123.74	51,520,352.33
PS		116,926,993.05	172,016,354.85	196,273,853.72	-	485,217,201.62	164,896,000.00	242,121,878.25	425,359.13	(0.00)
MOOE		512,730.57	2,515,555.07	31,333,765.32	-	34,362,050.96	-	38,835,826.28	1,335,764.61	11,919,558.15
CO		-	-	-	-	-	-	99,399,205.82	-	39,600,794.19
FE		-	-	-	-	-	-	-	-	-

Certified Correct:

  
SHEILA MARIE V. DE GUZMAN, MGM  
Supervising Administrative Officer

Recommending Approval:

  
JOCELYN S. CASIDA, CPA, MBA  
Financial and Management Officer II

Certified Correct:

  
JUNMAR P. BAULO, CPA  
Accountant IV

Approved by:

  
IMELDA M. MATEO, MD, MBAH, FPCCP  
Medical Center Chief II