

## MONTHLY REPORT OF DISBURSEMENTS

For the month of January 31, 2019

Department: Health  
 Entity Name: "Amang" Rodriguez Memorial Medical Center  
 Operating Unit:  
 Organization Code (UACS): 13 001 14 00012  
 Funding Source Code (as clustered): 01


(e.g. Old Fund Code: 101,102, 151)


FAR No. 4

PARTICULARS	CURRENT YEAR BUDGET					PRIOR YEAR'S BUDGET											SUB-TOTAL	TRUST LIABILITIES				GRAND TOTAL					Remarks	
	PS	MOOE	Fin. Exp	CO	TOTAL	PRIOR YEAR'S ACCOUNTS PAYABLE					CURRENT YEAR'S ACCOUNTS PAYABLE							PS	MOOE	CO	TOTAL	PS	MOOE	Fin. Exp	CO	TOTAL		
						PS	MOOE	Fin. Exp	CO	Sub-Total	PS	MOOE	Fin. Exp	CO	Sub-Total	PS												MOOE
1	2	3	4	5	6=(2+3+4+5)	7	8	9	10	11=(7+8+9+10)	12	13	14	15	16=(12+13+14+15)	17=(11+16)	18=(6+17)	19	20	21	22=(19+20+21)	23	24	25	26	27=(23+24+25+26)	28	
<b>January 31, 2019</b>																												
Notice of Cash Allocation (NCA)																												
MDS Checks Issued	29,438,455.35	21,593.93			29,460,049.28	2,584,646.94	9,045.54			2,593,692.48						2,593,692.48	32,053,741.76					32,023,102.29	30,639.47				32,053,741.76	
Advice to Debit Account																												
Working Fund (NCA issued to BTr)																												
Tax Remittance Advices Issued (TRA)							658,304.74		313,769.66	972,074.40						972,074.40	972,074.40		11,341.07			11,341.07		669,645.81		313,769.66	983,415.47	
Cash Disbursement Ceiling (CDC)																												
Non-Cash Availment Authority (NCAA)																												
Others (CDT, BTr Docs Stamp, etc.)																												
<b>TOTAL</b>	29,438,455.35	21,593.93			29,460,049.28	2,584,646.94	667,350.28		313,769.66	3,565,766.88						3,565,766.88	33,025,816.16		11,341.07			11,341.07		700,285.28		313,769.66	33,037,157.23	
<b>February 28, 2019</b>																												
Notice of Cash Allocation																												
MDS Checks Issued																												
Advice to Debit Account																												
Tax Remittance Advices Issued																												
Cash Disbursement Ceiling																												
Non-Cash Availment Authority																												
Others (CDT, Docs Stamp, etc.)																												
<b>TOTAL</b>																												
<b>March 31, 2019</b>																												
Notice of Cash Allocation																												
MDS Checks Issued																												
Advice to Debit Account																												
Tax Remittance Advices Issued																												
Cash Disbursement Ceiling																												
Non-Cash Availment Authority																												
Others (CDT, Docs Stamp, etc.)																												
<b>TOTAL</b>																												
<b>1st QUARTER</b>																												
Notice of Cash Allocation																												
MDS Checks Issued	29,438,455.35	21,593.93			29,460,049.28	2,584,646.94	9,045.54			2,593,692.48						2,593,692.48	32,053,741.76					32,023,102.29	30,639.47				32,053,741.76	
Advice to Debit Account																												
Tax Remittance Advices Issued							658,304.74		313,769.66	972,074.40						972,074.40	972,074.40		11,341.07			11,341.07		669,645.81		313,769.66	983,415.47	
Cash Disbursement Ceiling																												
Non-Cash Availment Authority																												
Others (CDT, Docs Stamp, etc.)																												
<b>TOTAL</b>	29,438,455.35	21,593.93			29,460,049.28	2,584,646.94	667,350.28		313,769.66	3,565,766.88						3,565,766.88	33,025,816.16		11,341.07			11,341.07		700,285.28		313,769.66	33,037,157.23	

SUMMARY:	Previous Report ( )			This month (Jan)			As of Date			Total Disbursements Program Less: * Actual Disbursements (Over)/Under spending	Previous Report ( )			This month (January)			As of Date		
Total Disbursement Authorities Received																			
NCA						35,648,000.00			35,648,000.00						68,106,000.00			68,106,000.00	
Working Fund															(33,037,157.23)			(33,037,157.23)	
TRA						983,415.47			983,415.47						35,068,842.77			35,068,842.77	
CDC																			
NCAA																			
Others (CDT, BTr Docs Stamp, etc.)																			
Less: Notice of Transfer Allocations (NTA)* issued																			
Total Disbursements Authorities Available						36,631,415.47			36,631,415.47										
Less: Lapsed NCA																			
Disbursements *						(33,037,157.23)			(33,037,157.23)										
Balance of Disbursements Authorities as of date						3,594,258.24			3,594,258.24										

Notes: The use of NTA is discouraged  
 \* Amounts should tally

Certified Correct:   
**JUNIMARO P. BACULO, CPA**  
 Accountant IV  
 Date: \_\_\_\_\_

Approved By:   
**IMELDA M. MATEO, MD, FPCP, FPCCP**  
 Medical Center Chief II  
 Date: \_\_\_\_\_





**MONTHLY REPORT OF DISBURSEMENTS**  
For the month of April 30, 2019

Department: Health  
Entity Name: "Amang" Rodriguez Memorial Medical Center  
Operating Unit:  
Organization Code (UACS): 13 001 14 00012  
Funding Source Code (as clustered): 01

(e.g. Old Fund Code: 101,102, 151)

**FAR No. 4**


PARTICULARS	CURRENT YEAR BUDGET					PRIOR YEAR'S BUDGET											SUB-TOTAL	TRUST LIABILITIES				GRAND TOTAL					Remarks	
	PS	MOOE	Fin. Exp	CO	TOTAL	PRIOR YEAR'S ACCOUNTS PAYABLE					CURRENT YEAR'S ACCOUNTS PAYABLE							PS	MOOE	CO	TOTAL	PS	MOOE	Fin. Exp	CO	TOTAL		
						PS	MOOE	Fin. Exp	CO	Sub-Total	PS	MOOE	Fin. Exp	CO	Sub-Total	PS												MOOE
1	2	3	4	5	6=(2+3+4+5)	7	8	9	10	11=(7+8+9+10)	12	13	14	15	16=(12+13+14+15)	17=(11+16)	18=(6+17)	19	20	21	22=(19+20+21)	23	24	25	26	27=(23+24+25+26)	28	
<b>April 30, 2019</b>																												
Notice of Cash Allocation (NCA)																												
MDS Checks Issued	47,972,988.26	124,085.27			48,097,073.53	226,851.67	20,007.35			246,859.02						246,859.02	48,343,932.55		9,649.50		9,649.50	48,199,839.93	153,742.12				48,353,582.05	
Advice to Debit Account																												
Working Fund (NCA issued to BTr)																												
Tax Remittance Advices Issued (TRA)	5,211,674.39	18,373.21			5,230,047.60	19,677.76	828,946.50			848,624.26						848,624.26	6,078,871.86					5,231,352.15	847,519.71				6,078,871.86	
Cash Disbursement Ceiling (CDC)																												
Non-Cash Availment Authority (NCAA)																												
Others (CDT, BTr Docs Stamp, etc.)																												
<b>TOTAL</b>	<b>53,184,662.65</b>	<b>142,658.48</b>			<b>53,327,321.13</b>	<b>246,529.43</b>	<b>848,953.85</b>			<b>1,095,483.28</b>						<b>1,095,483.28</b>	<b>54,422,804.41</b>		<b>9,649.50</b>		<b>9,649.50</b>	<b>53,431,192.08</b>	<b>1,001,261.83</b>				<b>54,432,453.91</b>	
<b>May 31, 2019</b>																												
Notice of Cash Allocation																												
MDS Checks Issued																												
Advice to Debit Account																												
Tax Remittance Advices Issued																												
Cash Disbursement Ceiling																												
Non-Cash Availment Authority																												
Others (CDT, Docs Stamp, etc.)																												
<b>TOTAL</b>																												
<b>June 30, 2019</b>																												
Notice of Cash Allocation																												
MDS Checks Issued																												
Advice to Debit Account																												
Tax Remittance Advices Issued																												
Cash Disbursement Ceiling																												
Non-Cash Availment Authority																												
Others (CDT, Docs Stamp, etc.)																												
<b>TOTAL</b>																												
<b>2nd QUARTER</b>																												
Notice of Cash Allocation																												
MDS Checks Issued	47,972,988.26	124,085.27			48,097,073.53	226,851.67	20,007.35			246,859.02						246,859.02	48,343,932.55		9,649.50		9,649.50	48,199,839.93	153,742.12				48,353,582.05	
Advice to Debit Account																												
Tax Remittance Advices Issued	5,211,674.39	18,373.21			5,230,047.60	19,677.76	828,946.50			848,624.26						848,624.26	6,078,871.86					5,231,352.15	847,519.71				6,078,871.86	
Cash Disbursement Ceiling																												
Non-Cash Availment Authority																												
Others (CDT, Docs Stamp, etc.)																												
<b>GRAND TOTAL</b>	<b>53,184,662.65</b>	<b>142,658.48</b>			<b>53,327,321.13</b>	<b>246,529.43</b>	<b>848,953.85</b>			<b>1,095,483.28</b>						<b>1,095,483.28</b>	<b>54,422,804.41</b>		<b>9,649.50</b>		<b>9,649.50</b>	<b>53,431,192.08</b>	<b>1,001,261.83</b>				<b>54,432,453.91</b>	

**SUMMARY:**

	Previous Report (Jan-Mar)	This month (April)	As of Date	Total Disbursements Program	Previous Report (Jan-Mar)	This month (April)	As of Date
Total Disbursement Authorities Received					174,770,000.00	110,288,000.00	285,058,000.00
NCA	137,095,460.00	51,961,890.00	189,057,350.00	Less: * Actual Disbursements	(141,923,861.44)	(54,432,453.91)	(196,356,315.35)
Working Fund				(Over)/Under spending	32,846,138.56	55,855,546.09	88,701,684.65
TRA	5,894,133.65	6,078,871.86	11,973,005.51				
CDC							
NCAA							
Others (CDT, BTr Docs Stamp, etc.)							
Less: Notice of Transfer Allocations (NTA)* issued							
<b>Total Disbursements Authorities Available</b>	<b>142,989,593.65</b>	<b>58,040,761.86</b>	<b>201,030,355.51</b>				
Less: Lapsed NCA	(3,432.46)		(3,432.46)				
Disbursements *	(141,923,861.44)	(54,432,453.91)	(196,356,315.35)				
<b>Balance of Disbursements Authorities as of to date</b>	<b>1,062,299.75</b>	<b>3,608,307.95</b>	<b>4,670,607.70</b>				

Notes: The use of NTA is discouraged  
\* Amounts should tally

Certified Correct:   
**JUNIMARO P. BACULO, CPA**  
Accountant IV  
Date: \_\_\_\_\_

Approved By:   
**IMELDA M. MATEO, MD, MBAH, FPCCP, FPCCP**  
Medical Center Chief II  
Date: \_\_\_\_\_

## MONTHLY REPORT OF DISBURSEMENTS

For the month of May 31, 2019


Department: Health  
 Entity Name: "Amang" Rodriguez Memorial Medical Center  
 Operating Unit:  
 Organization Code (UACS): 13 001 14 00012  
 Funding Source Code (as clustered): 01  
 (e.g. Old Fund Code: 101,102, 151)


**FAR No. 4**

PARTICULARS	CURRENT YEAR BUDGET					PRIOR YEAR'S BUDGET											SUB-TOTAL	TRUST LIABILITIES				GRAND TOTAL					Remarks		
	PS	MOOE	Fin. Exp	CO	TOTAL	PRIOR YEAR'S ACCOUNTS PAYABLE					CURRENT YEAR'S ACCOUNTS PAYABLE							TOTAL	PS	MOOE	CO	TOTAL	PS	MOOE	Fin. Exp	CO		TOTAL	
						PS	MOOE	Fin. Exp	CO	Sub-Total	PS	MOOE	Fin. Exp	CO	Sub-Total	PS													MOOE
1	2	3	4	5	6=(2+3+4+5)	7	8	9	10	11=(7+8+9+10)	12	13	14	15	16=(12+13+14+15)	17=(11+16)	18=(6+17)	19	20	21	22=(19+20+21)	23	24	25	26	27=(23+24+25+26)	28		
<b>April 30, 2019</b>																													
Notice of Cash Allocation (NCA)																													
MDS Checks Issued																													
Advice to Debit Account																													
Working Fund (NCA issued to BTr)																													
Tax Remittance Advices Issued (TRA)	5,211,674.39	18,373.21			5,230,047.60	19,677.76	828,946.50			848,624.26																			
Cash Disbursement Ceiling (CDC)																													
Non-Cash Availment Authority (NCAA)																													
Others (CDT, BTr Docs Stamp, etc.)																													
<b>TOTAL</b>	53,184,662.65	142,658.48			53,327,321.13	246,529.43	848,953.85			1,095,483.28																			
<b>May 31, 2019</b>																													
Notice of Cash Allocation																													
MDS Checks Issued	67,930,121.66	812,647.27			68,742,768.93																								
Advice to Debit Account		1,429,516.85			1,429,516.85	53,616.84	67,801.77			121,418.61																			
Tax Remittance Advices Issued	3,813,153.65				3,813,153.65																								
Cash Disbursement Ceiling																													
Non-Cash Availment Authority																													
Others (CDT, Docs Stamp, etc.)																													
<b>TOTAL</b>	71,743,275.31	2,242,164.12			73,985,439.43	53,616.84	67,801.77			121,418.61																			
<b>June 30, 2019</b>																													
Notice of Cash Allocation																													
MDS Checks Issued																													
Advice to Debit Account																													
Tax Remittance Advices Issued																													
Cash Disbursement Ceiling																													
Non-Cash Availment Authority																													
Others (CDT, Docs Stamp, etc.)																													
<b>TOTAL</b>	-	-	-	-	-	-	-	-	-	-	-	-	-	-	-	-	-	-	-	-	-	-	-	-	-	-	-	-	
<b>2nd QUARTER</b>																													
Notice of Cash Allocation																													
MDS Checks Issued	115,903,109.92	936,732.54			116,839,842.46	226,851.67	20,007.35			246,859.02																			
Advice to Debit Account		1,429,516.85			1,429,516.85	53,616.84	67,801.77			121,418.61																			
Tax Remittance Advices Issued	9,024,828.04	18,373.21			9,043,201.25	19,677.76	828,946.50			848,624.26																			
Cash Disbursement Ceiling																													
Non-Cash Availment Authority																													
Others (CDT, Docs Stamp, etc.)																													
<b>TOTAL</b>	124,927,937.96	2,384,822.60			127,312,760.56	300,146.27	916,755.62			1,216,901.89																			

SUMMARY:	Previous Report (Jan-Apr)			This month (May)			As of Date			Previous Report (Jan-Apr)			This month (May)			As of Date		
Total Disbursement Authorities Received																		
NCA			189,057,350.00			68,774,000.00			257,831,350.00			285,058,000.00			68,457,000.00			353,515,000.00
Working Fund												(196,356,315.35)			(74,112,410.04)			(270,468,725.39)
TRA			11,973,005.51			3,813,153.65			15,786,159.16			88,701,684.65			(5,655,410.04)			83,046,274.61
CDC																		
NCAA																		
Others (CDT, BTr Docs Stamp, etc.)																		
Less: Notice of Transfer Allocations (NTA)* issued																		
<b>Total Disbursements Authorities Available</b>			201,030,355.51			72,587,153.65			273,617,509.16									
Less: Lapsed NCA			(3,432.46)			-			(3,432.46)									
Disbursements *			(196,356,315.35)			(74,112,410.04)			(270,468,725.39)									
<b>Balance of Disbursements Authorities as of to date</b>			<u>4,670,607.70</u>			<u>(1,525,256.39)</u>			<u>3,145,351.31</u>									

Notes: The use of NTA is discouraged  
 \* Amounts should tally

Certified Correct:   
**JUNIMARO P. BACULO, CPA**  
 Accountant IV  
 Date: \_\_\_\_\_

Approved By:   
**IMELDA M. MATEO, MD, MBAH, FPCCP, FPCCP**  
 Medical Center Chief II  
 Date: \_\_\_\_\_

## MONTHLY REPORT OF DISBURSEMENTS

For the month of June 30, 2019

Department: Health  
 Entity Name: "Amang" Rodriguez Memorial Medical Center  
 Operating Unit:  
 Organization Code (UACS): 13 001 14 00012  
 Funding Source Code (as clustered): 01

(e.g. Old Fund Code: 101,102, 151)

FAR No. 4


PARTICULARS	CURRENT YEAR BUDGET					PRIOR YEAR'S BUDGET										SUB-TOTAL	TRUST LIABILITIES				GRAND TOTAL					Remarks		
	PS	MOOE	Fin. Exp	CO	TOTAL	PRIOR YEAR'S ACCOUNTS PAYABLE					CURRENT YEAR'S ACCOUNTS PAYABLE						TOTAL	PS	MOOE	CO	TOTAL	PS	MOOE	Fin. Exp	CO		TOTAL	
						PS	MOOE	Fin. Exp	CO	Sub-Total	PS	MOOE	Fin. Exp	CO	Sub-Total													
1	2	3	4	5	6=(2+3+4+5)	7	8	9	10	11=(7+8+9+10)	12	13	14	15	16=(12+13+14+15)	17=(11+16)	18=(6+17)	19	20	21	22=(19+20+21)	23	24	25	26	27=(23+24+25+26)	28	
<b>April 30, 2019</b>																												
Notice of Cash Allocation (NCA)																												
MDS Checks Issued	47,972,988.26	124,085.27			48,097,073.53	226,851.67	20,007.35			246,859.02						246,859.02	48,343,932.55		9,649.50		9,649.50	48,199,839.93	153,742.12				48,353,582.05	
Advice to Debit Account																												
Working Fund (NCA issued to BTr)																												
Tax Remittance Advices Issued (TRA)	5,211,674.39	18,373.21			5,230,047.60	19,677.76	828,946.50			848,624.26						848,624.26	6,078,871.86					5,231,352.15	847,519.71				6,078,871.86	
Cash Disbursement Ceiling (CDC)																												
Non-Cash Availment Authority (NCAA)																												
Others (CDT, BTr Docs Stamp, etc.)																												
<b>TOTAL</b>	<b>53,184,662.65</b>	<b>142,658.48</b>			<b>53,327,321.13</b>	<b>246,529.43</b>	<b>848,953.85</b>			<b>1,095,483.28</b>						<b>1,095,483.28</b>	<b>54,422,804.41</b>		<b>9,649.50</b>		<b>9,649.50</b>	<b>53,431,192.08</b>	<b>1,001,261.83</b>				<b>54,432,453.91</b>	
<b>May 31, 2019</b>																												
Notice of Cash Allocation																												
MDS Checks Issued	67,930,121.66	812,647.27			68,742,768.93												68,742,768.93		5,552.00		5,552.00	67,930,121.66	818,199.27				68,748,320.93	
Advice to Debit Account		1,429,516.85			1,429,516.85	53,616.84	67,801.77			121,418.61						121,418.61	1,550,935.46					53,616.84	1,497,318.62				1,550,935.46	
Tax Remittance Advices Issued	3,813,153.65				3,813,153.65												3,813,153.65					3,813,153.65					3,813,153.65	
Cash Disbursement Ceiling																												
Non-Cash Availment Authority																												
Others (CDT, Docs Stamp, etc.)																												
<b>TOTAL</b>	<b>71,743,275.31</b>	<b>2,242,164.12</b>			<b>73,985,439.43</b>	<b>53,616.84</b>	<b>67,801.77</b>			<b>121,418.61</b>						<b>121,418.61</b>	<b>74,106,858.04</b>		<b>5,552.00</b>		<b>5,552.00</b>	<b>71,796,892.15</b>	<b>2,315,517.89</b>				<b>74,112,410.04</b>	
<b>June 30, 2019</b>																												
Notice of Cash Allocation																												
MDS Checks Issued	43,086,485.77	130,734.16			43,217,219.93												43,217,219.93		82,500.00		82,500.00	43,086,485.77	213,234.16				43,299,719.93	
Advice to Debit Account																												
Tax Remittance Advices Issued	4,005,222.50	48,333.68			4,053,556.18		4,221.43			4,221.43						4,221.43	4,057,777.61		23,100.00		23,100.00	4,028,322.50	52,555.11				4,080,877.61	
Cash Disbursement Ceiling																												
Non-Cash Availment Authority																												
Others (CDT, Docs Stamp, etc.)																												
<b>TOTAL</b>	<b>47,091,708.27</b>	<b>179,067.84</b>			<b>47,270,776.11</b>		<b>4,221.43</b>			<b>4,221.43</b>						<b>4,221.43</b>	<b>47,274,997.54</b>		<b>82,500.00</b>		<b>105,600.00</b>	<b>47,114,808.27</b>	<b>265,789.27</b>				<b>47,380,597.54</b>	
<b>2nd QUARTER</b>																												
Notice of Cash Allocation																												
MDS Checks Issued	158,989,595.69	1,067,466.70			160,057,062.39	226,851.67	20,007.35			246,859.02						246,859.02	160,303,921.41		97,701.50		97,701.50	159,216,447.36	1,185,175.55				160,401,622.91	
Advice to Debit Account		1,429,516.85			1,429,516.85	53,616.84	67,801.77			121,418.61						121,418.61	1,550,935.46					53,616.84	1,497,318.62				1,550,935.46	
Tax Remittance Advices Issued	13,030,050.54	66,906.89			13,096,957.43	19,677.76	833,167.93			852,845.69						852,845.69	13,949,803.12		23,100.00		23,100.00	13,072,828.30	900,074.82				13,972,903.12	
Cash Disbursement Ceiling																												
Non-Cash Availment Authority																												
Others (CDT, Docs Stamp, etc.)																												
<b>TOTAL</b>	<b>172,019,646.23</b>	<b>2,563,890.44</b>			<b>174,583,536.67</b>	<b>300,446.27</b>	<b>920,977.05</b>			<b>1,221,123.32</b>						<b>1,221,123.32</b>	<b>175,804,659.99</b>		<b>23,100.00</b>		<b>120,801.50</b>	<b>172,342,892.50</b>	<b>3,582,568.99</b>				<b>175,925,461.49</b>	

**SUMMARY:**

	Previous Report (Jan-May)	This month (June)	As of Date		Previous Report (Jan-May)	This month (May)	As of Date
Total Disbursement Authorities Received				Total Disbursements Program	353,515,000.00	46,447,000.00	399,962,000.00
NCA	257,831,380.00	42,670,806.00	300,502,186.00	Less: * Actual Disbursements	(270,468,725.39)	(47,380,597.54)	(317,849,322.93)
Working Fund				(Over)/Under spending	83,046,274.61	(933,597.54)	82,112,677.07
TRA	15,786,159.16	4,080,877.61	19,867,036.77				
CDC							
NCAA							
Others (CDT, BTr Docs Stamp, etc.)							
Less: Notice of Transfer Allocations (NTA)* issued							
<b>Total Disbursements Authorities Available</b>	<b>273,617,509.16</b>	<b>46,751,683.61</b>	<b>320,369,192.77</b>				
Less: Lapsed NCA	(3,432.46)	(441.13)	(3,873.59)				
Disbursements *	(270,468,725.39)	(47,380,597.54)	(317,849,322.93)				
<b>Balance of Disbursements Authorities as of to date</b>	<b>3,145,351.31</b>	<b>(629,355.06)</b>	<b>2,515,996.25</b>				

Notes: The use of NTA is discouraged  
 \* Amounts should tally

Certified Correct:   
**JUNIMARO P. BACULO, CPA**  
 Accountant IV  
 Date: \_\_\_\_\_

Approved By:   
**IMELDA M. MATEO, MD, MBAH, FPCC, FPCCP**  
 Medical Center Chief II  
 Date: \_\_\_\_\_

## MONTHLY REPORT OF DISBURSEMENTS

For the month of July 31, 2019

Department: Health  
 Entity Name: "Amang" Rodriguez Memorial Medical Center  
 Operating Unit:  
 Organization Code (UACS): 13 001 14 00012  
 Funding Source Code (as clustered): 01

(e.g. Old Fund Code: 101,102, 151)

FAR No. 4

PARTICULARS	CURRENT YEAR BUDGET					PRIOR YEAR'S BUDGET											SUB-TOTAL	TRUST LIABILITIES				GRAND TOTAL					Remarks	
	PS	MOOE	Fin. Exp	CO	TOTAL	PRIOR YEAR'S ACCOUNTS PAYABLE					CURRENT YEAR'S ACCOUNTS PAYABLE							PS	MOOE	CO	TOTAL	PS	MOOE	Fin. Exp	CO	TOTAL		
						PS	MOOE	Fin. Exp	CO	Sub-Total	PS	MOOE	Fin. Exp	CO	Sub-Total	TOTAL												
1	2	3	4	5	6=(2+3+4+5)	7	8	9	10	11=(7+8+9+10)	12	13	14	15	16=(12+13+14+15)	17=(11+16)	18=(6+17)	19	20	21	22=(19+20+21)	23	24	25	26	27=(23+24+25+26)	28	
<b>July 31, 2019</b>																												
Notice of Cash Allocation (NCA)																												
MDS Checks Issued	63,237,373.19	8,527,624.00			71,764,997.19	620,425.66	254,064.85			874,490.51						874,490.51	72,639,487.70		805,339.00		805,339.00	63,857,798.85	9,587,027.85				73,444,826.70	
Advice to Debit Account		12,774,796.33			12,774,796.33		9,729,100.88		16,583,162.94	26,312,263.82						26,312,263.82	39,087,060.15					22,503,897.21		16,583,162.94		39,087,060.15		
Working Fund (NCA issued to BTR)																												
Tax Remittance Advices Issued (TRA)	6,020,140.42	112.50			6,020,252.92												6,020,252.92					6,020,140.42	112.50			6,020,252.92		
Cash Disbursement Ceiling (CDC)																												
Non-Cash Availment Authority (NCAA)																												
Others (CDT, BTR Docs Stamp, etc.)																												
<b>TOTAL</b>	69,257,513.61	21,302,532.83			90,560,046.44	620,425.66	9,983,165.73		16,583,162.94	27,186,754.33						27,186,754.33	117,746,800.77		805,339.00		805,339.00	69,877,939.27	32,091,037.56		16,583,162.94	118,552,139.77		
<b>August 31, 2019</b>																												
Notice of Cash Allocation																												
MDS Checks Issued																												
Advice to Debit Account																												
Tax Remittance Advices Issued																												
Cash Disbursement Ceiling																												
Non-Cash Availment Authority																												
Others (CDT, Docs Stamp, etc.)																												
<b>TOTAL</b>																												
<b>September 30, 2019</b>																												
Notice of Cash Allocation																												
MDS Checks Issued																												
Advice to Debit Account																												
Tax Remittance Advices Issued																												
Cash Disbursement Ceiling																												
Non-Cash Availment Authority																												
Others (CDT, Docs Stamp, etc.)																												
<b>TOTAL</b>																												
<b>3rd QUARTER</b>																												
Notice of Cash Allocation																												
MDS Checks Issued	63,237,373.19	8,527,624.00			71,764,997.19	620,425.66	254,064.85			874,490.51						874,490.51	72,639,487.70		805,339.00		805,339.00	63,857,798.85	9,587,027.85			73,444,826.70		
Advice to Debit Account		12,774,796.33			12,774,796.33		9,729,100.88		16,583,162.94	26,312,263.82						26,312,263.82	39,087,060.15					22,503,897.21		16,583,162.94		39,087,060.15		
Tax Remittance Advices Issued	6,020,140.42	112.50			6,020,252.92												6,020,252.92					6,020,140.42	112.50			6,020,252.92		
Cash Disbursement Ceiling																												
Non-Cash Availment Authority																												
Others (CDT, Docs Stamp, etc.)																												
<b>TOTAL</b>	69,257,513.61	21,302,532.83			90,560,046.44	620,425.66	9,983,165.73		16,583,162.94	27,186,754.33						27,186,754.33	117,746,800.77		805,339.00		805,339.00	69,877,939.27	32,091,037.56		16,583,162.94	118,552,139.77		

SUMMARY:	Previous Report (Jan-June)			This month (July)			As of Date			Total Disbursements Program	Previous Report (Jan-June)			This month (July)			As of Date										
	PS	MOOE	Fin. Exp	PS	MOOE	Fin. Exp	PS	MOOE	Fin. Exp		PS	MOOE	Fin. Exp	PS	MOOE	Fin. Exp	PS	MOOE	Fin. Exp								
Total Disbursement Authorities Received																											
NCA				300,502,156.00			134,672,239.00			435,174,395.00				399,962,000.00			173,812,000.00			573,774,000.00							
Working Fund														(317,849,323.39)			(118,552,139.77)			(436,401,463.16)							
TRA				19,867,036.77			6,020,252.92			25,887,289.69				82,112,676.61			55,259,860.23			137,372,536.84							
CDC																											
NCAA																											
Others (CDT, BTR Docs Stamp, etc.)																											
Less: Notice of Transfer Allocations (NTA)* issued																											
<b>Total Disbursements Authorities Available</b>				320,369,192.77			140,692,491.92			461,061,684.69																	
Less: Lapsed NCA				(3,873.59)						(3,873.59)																	
Disbursements *				(317,849,323.93)			(118,552,139.77)			(436,401,462.70)																	
<b>Balance of Disbursements Authorities as of date</b>				2,515,996.25			22,140,352.15			24,656,348.40																	

Notes: The use of NTA is discouraged  
 \* Amounts should tally

Certified Correct: JUNIMAR P. BACULO, CPA  
 Accountant IV  
 Date: \_\_\_\_\_

Approved By: MELBA M. MATEO, MD, MBAH, FPCCP, FPCCP  
 Medical Center Chief II  
 Date: \_\_\_\_\_





## MONTHLY REPORT OF DISBURSEMENTS

For the month of September 30, 2019

Department: Health  
 Entity Name: "Amang" Rodriguez Memorial Medical Center  
 Operating Unit:  
 Organization Code (UACS): 13 001 14 00012  
 Funding Source Code (as clustered): 01

(e.g. Old Fund Code: 101,102, 151)

FAR No. 4

PARTICULARS	CURRENT YEAR BUDGET					PRIOR YEAR'S BUDGET											TRUST LIABILITIES					GRAND TOTAL					Remarks	
	PS	MOOE	Fin. Exp	CO	TOTAL	PRIOR YEAR'S ACCOUNTS PAYABLE					CURRENT YEAR'S ACCOUNTS PAYABLE						SUB-TOTAL	PS	MOOE	CO	TOTAL	PS	MOOE	Fin. Exp	CO	TOTAL		
						PS	MOOE	Fin. Exp	CO	Sub-Total	PS	MOOE	Fin. Exp	CO	Sub-Total	PS												MOOE
1	2	3	4	5	6=(2+3+4+5)	7	8	9	10	11=(7+8+9+10)	12	13	14	15	16=(12+13+14+15)	17=(11+16)	18=(6+17)	19	20	21	22=(19+20+21)	23	24	25	26	27=(23+24+25+26)	28	
<b>July 31, 2019</b>																												
Notice of Cash Allocation (NCA)																												
MDS Checks Issued																												
Advice to Debit Account																												
Working Fund (NCA issued to BTr)																												
Tax Remittance Advices Issued (TRA)																												
Cash Disbursement Ceiling (CDC)																												
Non-Cash Availment Authority (NCAA)																												
Others (CDT, BTr Docs Stamp, etc.)																												
<b>TOTAL</b>	<b>60,257,513.61</b>	<b>21,202,532.83</b>				<b>90,560,046.44</b>	<b>620,425.66</b>	<b>9,983,165.73</b>			<b>16,583,162.94</b>					<b>27,186,754.33</b>												<b>118,552,139.77</b>
<b>August 31, 2019</b>																												
Notice of Cash Allocation																												
MDS Checks Issued																												
Advice to Debit Account																												
Tax Remittance Advices Issued																												
Cash Disbursement Ceiling																												
Non-Cash Availment Authority																												
Others (CDT, Docs Stamp, etc.)																												
<b>TOTAL</b>	<b>61,527,183.87</b>	<b>3,043,830.03</b>				<b>64,570,813.90</b>	<b>38,730.25</b>	<b>566,050.64</b>			<b>1,000,995.54</b>					<b>1,605,776.43</b>												<b>66,463,830.83</b>
<b>September 30, 2019</b>																												
Notice of Cash Allocation																												
MDS Checks Issued																												
Advice to Debit Account																												
Tax Remittance Advices Issued																												
Cash Disbursement Ceiling																												
Non-Cash Availment Authority																												
Others (CDT, Docs Stamp, etc.)																												
<b>TOTAL</b>	<b>65,048,965.38</b>	<b>8,599,611.16</b>				<b>73,648,576.54</b>	<b>800,210.25</b>	<b>1,401,932.84</b>			<b>72,833,006.93</b>					<b>75,035,150.02</b>												<b>149,051,877.16</b>
<b>3rd QUARTER</b>																												
Notice of Cash Allocation																												
MDS Checks Issued																												
Advice to Debit Account																												
Tax Remittance Advices Issued																												
Cash Disbursement Ceiling																												
Non-Cash Availment Authority																												
Others (CDT, Docs Stamp, etc.)																												
<b>TOTAL</b>	<b>195,833,662.86</b>	<b>32,945,774.02</b>				<b>228,779,436.88</b>	<b>1,459,366.16</b>	<b>11,951,149.21</b>			<b>90,417,165.41</b>					<b>103,827,680.78</b>												<b>334,067,847.76</b>

SUMMARY:		Previous Report (Jan-August)	This month (September)	As of Date	Total Disbursements Program	Previous Report (Jan-August)	This month (September)	As of Date
Total Disbursement Authorities Received								
NCA			553,102,226.00	67,424,104.00	620,526,330.00	684,307,000.00	82,530,000.00	766,837,000.00
Working Fund						(502,865,293.99)	(149,051,877.16)	(651,917,171.15)
TRA			32,573,474.17	3,824,557.71	36,398,031.88	181,441,706.01	(66,521,877.16)	114,919,828.85
CDC								
NCAA								
Others (CDT, BTr Docs Stamp, etc.)								
Less: Notice of Transfer Allocations (NTA)* issued								
<b>Total Disbursements Authorities Available</b>			585,675,700.17	71,248,661.71	656,924,361.88			
Less: Lapsed NCA			(3,873.59)	(2,386,779.95)	(2,390,653.54)			
Disbursements *			(502,865,293.53)	(149,051,877.16)	(651,917,170.69)			
<b>Balance of Disbursements Authorities as of date</b>			<b>82,806,533.05</b>	<b>(80,189,995.40)</b>	<b>2,616,537.65</b>			
<b>Notes: The use of NTA is discouraged</b>					Reg 2,386,779.95			
<b>* Amounts should tally</b>					TR 2,616,537.65			
Certified Correct:					ada			
			<u>JUNIMARO P. BACULO, CPA</u>	5,003,317.60		Approved By:	<u>MEILDA M. MATEO, MD, MBAH, FPCCP</u>	
			Accountant IV				Medical Center Chief II	
Date:						Date:		

# MONTHLY REPORT OF DISBURSEMENTS



For the month of October 31, 2019

Department: Health  
 Entity Name: "Amang" Rodriguez Memorial Medical Center  
 Operating Unit:  
 Organization Code (UACS): 13 001 14 00012  
 Funding Source Code (as clustered): 01

(e.g. Old Fund Code: 101,102, 151)

**FAR No. 4**

PARTICULARS	CURRENT YEAR BUDGET					PRIOR YEAR'S ACCOUNTS PAYABLE					CURRENT YEAR'S ACCOUNTS PAYABLE					SUB-TOTAL	TRUST LIABILITIES				GRAND TOTAL					Remarks	
	PS	MOOE	Fin. Exp	CO	TOTAL	PS	MOOE	Fin. Exp	CO	Sub-Total	PS	MOOE	Fin. Exp	CO	Sub-Total		TOTAL	PS	MOOE	CO	TOTAL	PS	MOOE	Fin. Exp	CO		TOTAL
	2	3	4	5	6=(2+3+4+5)	7	8	9	10	11=(7+8+9+10)	12	13	14	15	16=(12+13+14+15)		17=(11+16)	18=(6+17)	19	20	21	22=(19+20+21)	23	24	25		26
<b>October 31, 2019</b>																											
Notice of Cash Allocation (NCA)																											
MDS Checks Issued	51,372,544.80	740,022.51			52,112,567.31	207,484.74	-			207,484.74						207,484.74		189,774.64		189,774.64	51,580,029.54	929,797.15				52,509,826.69	
Advice to Debit Account		2,146,098.31			2,146,098.31		64,380.80		8,725,640.09	8,790,020.89						8,790,020.89						2,210,479.11			8,725,640.09	10,936,119.20	
Working Fund (NCA issued to BTr)																											
Tax Remittance Advices Issued (TRA)		376,387.57			376,387.57		80,983.17		337,345.37	418,328.54						418,328.54		2,700.00		2,700.00		460,070.74		337,345.37	797,416.11		
Cash Disbursement Ceiling (CDC)																											
Non-Cash Availment Authority (NCAA)																											
Others (CDT, BTr Docs Stamp, etc.)																											
<b>TOTAL</b>	51,372,544.80	3,262,508.39			54,635,053.19	207,484.74	145,363.97		9,062,985.46	9,415,834.17						9,415,834.17		192,474.64		192,474.64	51,580,029.54	3,600,347.00			9,062,985.46	64,243,362.00	
<b>November 30, 2019</b>																											
Notice of Cash Allocation																											
MDS Checks Issued																											
Advice to Debit Account																											
Tax Remittance Advices Issued																											
Cash Disbursement Ceiling																											
Non-Cash Availment Authority																											
Others (CDT, Docs Stamp, etc.)																											
<b>TOTAL</b>																											
<b>December 31, 2019</b>																											
Notice of Cash Allocation																											
MDS Checks Issued																											
Advice to Debit Account																											
Tax Remittance Advices Issued																											
Cash Disbursement Ceiling																											
Non-Cash Availment Authority																											
Others (CDT, Docs Stamp, etc.)																											
<b>TOTAL</b>																											
<b>4th QUARTER</b>																											
Notice of Cash Allocation																											
MDS Checks Issued	51,372,544.80	740,022.51			52,112,567.31	207,484.74	-			207,484.74						207,484.74		189,774.64		189,774.64	51,580,029.54	929,797.15				52,509,826.69	
Advice to Debit Account		2,146,098.31			2,146,098.31		64,380.80		8,725,640.09	8,790,020.89						8,790,020.89						2,210,479.11			8,725,640.09	10,936,119.20	
Tax Remittance Advices Issued		376,387.57			376,387.57		80,983.17		337,345.37	418,328.54						418,328.54		2,700.00		2,700.00		460,070.74		337,345.37	797,416.11		
Cash Disbursement Ceiling																											
Non-Cash Availment Authority																											
Others (CDT, Docs Stamp, etc.)																											
<b>TOTAL</b>	51,372,544.80	3,262,508.39			54,635,053.19	207,484.74	145,363.97		9,062,985.46	9,415,834.17						9,415,834.17		192,474.64		192,474.64	51,580,029.54	3,600,347.00			9,062,985.46	64,243,362.00	

SUMMARY:	Previous Report (Jan-Sept)			This month (October)			As of Date			Total Disbursements Program Less: * Actual Disbursements (Over)/Under spending	Previous Report (Jan-Sept)			This month (October)			As of Date											
Total Disbursement Authorities Received																												
NCA				620,526,330.00		66,402,592.00		686,928,922.00						766,837,000.00		79,334,000.00		846,171,000.00										
Working Fund														(651,917,171.15)		(64,243,362.00)		716,160,533.15										
TRA				36,398,031.88		797,416.11		37,195,447.99						114,919,828.85		15,090,638.00		130,010,466.85										
CDC																												
NCAA																												
Others (CDT, BTr Docs Stamp, etc.)																												
Less: Notice of Transfer Allocations (NTA)* issued																												
<b>Total Disbursements Authorities Available</b>				656,924,361.88		67,200,008.11		724,124,369.99																				
Less: Lapsed NCA				(2,390,653.54)		-		(2,390,653.54)																				
Disbursements *				(651,917,170.69)		(64,243,362.00)		(716,160,532.69)																				
<b>Balance of Disbursements Authorities as of to date</b>				<u>2,616,537.65</u>		<u>2,956,646.11</u>		<u>5,573,183.76</u>																				
<b>Notes: The use of NTA is discouraged</b>																												
* Amounts should tally																												
Certified Correct:																												
	 <b>JUNIMAR P. BACULO, CPA</b>										 <b>IMELDA M. MATEO, MD, MBAH, FPCC, FPCCP</b>																	
Date:																												

**MONTHLY REPORT OF DISBURSEMENTS**  
For the month of November 30, 2019

Entity Name: "Amang" Rodriguez Memorial Medical Center  
Operating Unit:  
Organization Code (UACS): 13 001 14 00012  
Funding Source Code (as clustered): 01  
(e.g. Old Fund Code: 101,102, 151)

**FAR No. 4**


PARTICULARS	CURRENT YEAR BUDGET					PRIOR YEAR'S BUDGET											TRUST LIABILITIES				GRAND TOTAL					Remarks			
	PS	MOOE	Fin. Exp	CO	TOTAL	PRIOR YEAR'S ACCOUNTS PAYABLE					CURRENT YEAR'S ACCOUNTS PAYABLE						PS	MOOE	CO	TOTAL	PS	MOOE	Fin. Exp	CO	TOTAL				
	2	3	4	5	6=(2+3+4+5)	7	8	9	10	11=(7+8+9+10)	12	13	14	15	16=(12+13+14+15)	17=(11+16)	18=(6+17)	19	20	21	22=(19+20+21)	23	24	25	26		27=(23+24+25+26)	28	
<b>October 31, 2019</b>																													
Notice of Cash Allocation (NCA)					52,112,567.31	207,484.74	-	-	-	207,484.74																			
MDS Checks Issued	51,372,544.80	740,022.51			2,146,098.31		64,380.80		8,725,640.09	8,790,020.89																			
Advice to Debit Account		2,146,098.31																											
Working Fund (NCA issued to BTR)																													
Tax Remittance Advices Issued (TRA)		376,387.57			376,387.57		80,983.17		337,345.37	418,328.54									2,700.00										
Cash Disbursement Ceiling (CDC)																													
Non-Cash Availment Authority (NCAA)																													
Others (CDT, BTR Docs Stamp, etc.)																													
<b>TOTAL</b>	51,372,544.80	3,262,508.39			54,635,053.19	207,484.74	145,363.97		9,062,985.46	9,415,834.17									192,474.64										
<b>November 30, 2019</b>																													
Notice of Cash Allocation					103,135,249.82	-	-	-	-	-																			
MDS Checks Issued	101,571,122.49	1,564,127.33		5,940,119.13	12,662,003.98		16,917.35		4,210,603.11	4,227,520.46									62,020.00										
Advice to Debit Account		6,721,884.85																											
Tax Remittance Advices Issued	1,028,671.70	90,975.09			1,119,646.79		3,644.20		341,157.71	344,801.91									2,900.00										
Cash Disbursement Ceiling																													
Non-Cash Availment Authority																													
Others (CDT, Docs Stamp, etc.)																													
<b>TOTAL</b>	102,599,794.19	8,376,987.27		5,940,119.13	116,916,900.59		20,561.55		4,551,760.82	4,572,322.37									64,920.00										
<b>December 31, 2019</b>																													
Notice of Cash Allocation																													
MDS Checks Issued																													
Advice to Debit Account																													
Tax Remittance Advices Issued																													
Cash Disbursement Ceiling																													
Non-Cash Availment Authority																													
Others (CDT, Docs Stamp, etc.)																													
<b>TOTAL</b>																													
<b>4th QUARTER</b>																													
Notice of Cash Allocation					155,247,817.13	207,484.74	-	-	-	207,484.74																			
MDS Checks Issued	152,943,667.29	2,304,149.84		5,940,119.13	14,808,102.29		81,298.15		12,936,243.20	13,017,541.35																			
Advice to Debit Account		8,867,983.16																											
Tax Remittance Advices Issued	1,028,671.70	467,362.66			1,496,034.36		84,627.37		678,503.08	763,130.45									5,600.00										
Cash Disbursement Ceiling																													
Non-Cash Availment Authority																													
Others (CDT, Docs Stamp, etc.)																													
<b>GRAND TOTAL</b>	153,972,338.99	11,639,495.66		5,940,119.13	171,551,953.78	207,484.74	165,925.52		13,614,746.28	13,988,156.54									257,394.64										


  

SUMMARY:	Previous Report (Jan-Oct)			This month (November)			As of Date			Total Disbursements Program Less: * Actual Disbursements (Over)/Under spending	Previous Report (Jan-Oct)			This month (Nov)			As of Date																		
Total Disbursement Authorities Received																																			
NCA				686,928,922.00		140,643,837.43		827,572,759.43						846,171,000.00		188,021,090.00		1,034,195,000.00																	
Working Fund																																			
TRA					37,195,447.99		1,467,348.70		38,662,796.69																										
CDC																																			
NCAA																																			
Others (CDT, BTR Docs Stamp, etc.)																																			
Less: Notice of Transfer Allocations (NTA)* issued																																			
<b>Total Disbursements Authorities Available</b>				724,124,369.99		142,111,186.13		866,235,556.12																											
Less: Lapsed NCA				(2,390,653.54)		-		(2,390,653.54)																											
Disbursements *				(716,160,532.69)		(121,554,142.96)		(837,714,675.65)																											
<b>Balance of Disbursements Authorities as of to date</b>				<u>5,573,183.76</u>		<u>20,557,043.17</u>		<u>26,130,226.93</u>																											

Notes: The use of NTA is discouraged  
\* Amounts should tally

Certified Correct:   
**JUNIMAR P. BACULO, CPA**  
Accountant IV  
Date: \_\_\_\_\_

Approved By:   
**IMELDA M. MATEO, MD, MBAH, FPCCP, FPCCP**  
Medical Center Chief II  
Date: \_\_\_\_\_

## MONTHLY REPORT OF DISBURSEMENTS

For the month of December 31, 2019

Entity Name: "Amang" Rodriguez Memorial Medical Center  
 Operating Unit: \_\_\_\_\_  
 Organization Code (UACS): 13 001 14 00012  
 Funding Source Code (as clustered): 01


(e.g. Old Fund Code: 101,102, 151)


**FAR No. 4**

PARTICULARS	CURRENT YEAR BUDGET					PRIOR YEAR'S BUDGET					SUB-TOTAL	TRUST LIABILITIES				GRAND TOTAL					Remarks							
	PS	MOOE	Fin. Exp	CO	TOTAL	PRIOR YEAR'S ACCOUNTS PAYABLE				TOTAL		PS	MOOE	Fin. Exp	CO	TOTAL	PS	MOOE	CO	TOTAL		PS	MOOE	Fin. Exp	CO	TOTAL		
						PS	MOOE	Fin. Exp	CO																		Sub-Total	PS
1	2	3	4	5	6=(2+3+4+5)	7	8	9	10	11=(7+8+9+10)	12	13	14	15	16=(12+13+14+15)	17=(11+16)	18=(6+17)	19	20	21	22=(19+20+21)	23	24	25	26	27=(23+24+25+26)	28	
<b>October 31, 2019</b>																												
Notice of Cash Allocation (NCA)																												
MDS Checks Issued	51,372,544.80	740,022.51			52,112,567.31	207,484.74	-		207,484.74									189,774.64			189,774.64	51,580,029.54	929,797.15	-			52,509,826.69	
Advice to Debit Account		2,146,098.31			2,146,098.31		64,380.80		8,725,640.09	8,790,020.89													2,210,479.11			8,725,640.09	10,936,119.20	
Working Fund (NCA issued to BTR)																												
Tax Remittance Advices Issued (TRA)																												
Cash Disbursement Ceiling (CDC)																			2,700.00			2,700.00				337,345.37	797,416.11	
Non-Cash Availment Authority (NCAA)																												
Others (CDT, BTR Docs Stamp, etc.)																												
<b>TOTAL</b>	51,372,544.80	3,262,508.39			54,635,053.19	207,484.74	145,363.97		9,062,985.46	9,415,834.17								192,474.64			192,474.64	51,580,029.54	3,600,347.00			9,062,985.46	64,243,362.00	
<b>November 30, 2019</b>																												
Notice of Cash Allocation																												
MDS Checks Issued	101,571,122.49	1,564,127.33			103,135,249.82														62,020.00			62,020.00	101,571,122.49	1,626,147.33			103,197,269.82	
Advice to Debit Account		6,721,884.85		5,940,119.13	12,662,003.98		16,917.35		4,210,603.11	4,227,520.46																10,150,722.24	16,889,524.44	
Tax Remittance Advices Issued	1,028,671.70	90,975.09			1,119,646.79		3,644.20		341,157.71	344,801.91									2,900.00			2,900.00	1,028,671.70	97,519.29		341,157.71	1,467,348.70	
Cash Disbursement Ceiling																												
Non-Cash Availment Authority																												
Others (CDT, Docs Stamp, etc.)																												
<b>TOTAL</b>	102,599,794.19	8,376,987.27		5,940,119.13	116,916,900.59		20,561.35		4,551,769.82	4,572,322.37								64,920.00			64,920.00	102,599,794.19	8,462,468.82			10,491,879.95	121,554,142.96	
<b>December 31, 2019</b>																												
Notice of Cash Allocation																												
MDS Checks Issued	78,347,672.87	1,156,787.49			79,504,460.36		408,671.14			408,671.14									1,944,722.02			1,944,722.02	78,347,672.87	3,510,180.65			81,857,853.52	
Advice to Debit Account	1,424,246.67	3,570,491.29			4,994,737.96		20,966.99		39,990,472.70	40,011,439.69													1,424,246.67	3,591,458.28		39,990,472.70	45,006,177.65	
Tax Remittance Advices Issued	5,335,935.65	349,938.43			5,685,874.08				391,679.27	391,679.27													5,335,935.65	349,938.43		391,679.27	6,077,553.35	
Cash Disbursement Ceiling																												
Non-Cash Availment Authority																												
Others (CDT, Docs Stamp, etc.)																												
<b>TOTAL</b>	85,107,855.19	5,077,217.21			90,185,072.40		429,638.13		40,382,151.97	40,811,790.10								1,944,722.02			1,944,722.02	85,107,855.19	7,451,577.36			40,382,151.97	132,941,584.52	
<b>4th QUARTER</b>																												
Notice of Cash Allocation																												
MDS Checks Issued	231,291,340.16	3,460,937.33			234,752,277.49	207,484.74	408,671.14			616,155.88									2,196,516.66			2,196,516.66	231,498,824.90	6,066,125.13			237,564,950.03	
Advice to Debit Account	1,424,246.67	12,438,474.45		5,940,119.13	19,802,840.25		102,365.14		52,926,715.90	53,028,981.04													1,424,246.67	12,540,739.59		58,866,835.03	72,831,821.29	
Tax Remittance Advices Issued	6,364,607.35	817,301.09			7,181,908.44		84,627.37		1,070,182.35	1,154,809.72									5,600.00			5,600.00	6,364,607.35	907,528.46		1,070,182.35	8,342,318.16	
Cash Disbursement Ceiling																												
Non-Cash Availment Authority																												
Others (CDT, Docs Stamp, etc.)																												
<b>GRAND TOTAL</b>	239,080,194.18	16,716,712.87		5,940,119.13	261,737,026.18	207,484.74	595,563.65		53,996,898.25	54,799,946.64								2,202,116.66			2,202,116.66	239,287,678.92	19,514,393.18		59,937,017.38	318,739,089.48		

SUMMARY:	Previous Report (Jan-Nov)			This month (Dec)			As of Date			Total Disbursements Program Less: * Actual Disbursements (Over)/Under spending	Previous Report (Jan-Nov)			This month (Dec)			As of Date											
Total Disbursement Authorities Received																												
NCA				827,572,759.43		102,093,985.00		929,666,744.43				1,034,195,000.00		36,854,000.00		1,071,049,000.00												
Working Fund																												
TRA				38,662,796.69		6,077,553.35		44,740,350.04																				
CDC																												
NCAA																												
Others (CDT, BTR Docs Stamp, etc.)																												
Less: Notice of Transfer Allocations (NTA)* issued																												
<b>Total Disbursements Authorities Available</b>				866,235,556.12		108,171,538.35		974,407,094.47																				
Less: Lapsed NCA				(2,390,653.54)		(1,360,180.76)		(3,750,834.30)																				
Disbursements *				(837,714,675.65)		(132,941,584.52)		(970,656,260.17)																				
<b>Balance of Disbursements Authorities as of to date</b>				26,130,226.93		(26,130,226.93)		-																				

Notes: The use of NTA is discouraged  
 \* Amounts should tally

Certified Correct:   
**JUNIDARO P. BACULO, CPA**  
 Accountant IV  
 Date: \_\_\_\_\_

Approved By:   
**IMELDA M. MATEO, MD, MBAH, FPCC, FPCCP**  
 Medical Center Chief II  
 Date: \_\_\_\_\_