

QUARTERLY REPORT OF REVENUE AND OTHER RECEIPTS
As of the Quarter Ending March 31, 2019

Department : Department of Health
Agency : Amang Rodriguez Memorial Medical Center
Operating Unit :
Organization Code (UACS) : 13 001 14 00012

CLASSIFICATION/SOURCES OF REVENUE AND OTEHR RECEIPTS	UACS Code	Revenue TARGET (Annual)	ACTUAL REVENUE AND OTHER RECEIPTS COLLECTIONS					CUMULATIVE REMITTANCE/DEPOSITS TO DATE			VARIANCE		Remarks	
			1st Quarter	2nd Quarter	3rd Quarter	4th Quarter	TOTAL	Remitt. to BTr	Deposited with AGDB	Total	Amount	%		
			4	5	6	7	8=(4+5+6+7)	9	10	11=(9+10)	12	13=(12/3)		
1	2	3	4	5	6	7	8=(4+5+6+7)	9	10	11=(9+10)	12	13=(12/3)	14	
A. General Fund (formerly Fund 101)														
- Tax	4 01 04 010							-						
- Non-Tax (Service Income)								-						
Affiliation Fees	4 02 02 020													
Other Service Income	40201990-99	4,084,590.32	1,898,815.40	-	-	-	-	1,898,815.40		1,898,815.40	1,898,815.40	(2,185,774.92)	-54%	
Fines & Penalties - Service Income	4 02 02 140												0%	
Business Income														
Sales Revenue	40202160-99	191,863,758.16	61,646,016.40	-	-	-	-	61,646,016.40		61,646,016.40	61,646,016.40	(130,217,741.76)	-68%	
Hosp. Fee-Medical Supplies	40202170-02	21,219,480.27	2,392,165.03	-	-	-	-	2,392,165.03		2,392,165.03	2,392,165.03	(18,827,315.24)	-89%	
Hosp Fee- Medical Fees - Operating Room	40202170-03	2,337,408.50	155,238.82	-	-	-	-	155,238.82		155,238.82	155,238.82	(2,182,169.68)	-93%	
Hosp Fee- Medical Fees - Radiology	40202170-04	20,728,082.69	3,077,005.47	-	-	-	-	3,077,005.47		3,077,005.47	3,077,005.47	(17,651,077.22)	-85%	
Hosp Fee - Medical Fees - Laboratory	40202170-05	18,345,595.21	4,687,494.41	-	-	-	-	4,687,494.41		4,687,494.41	4,687,494.41	(13,658,100.80)	-74%	
Hosp. Fee- Medical Fees - Hemodialysis	40202170-06	275,382.09	66,405.34	-	-	-	-	66,405.34		66,405.34	66,405.34	(208,976.75)	-76%	
Hosp. Fee - Med. Fees - Cardio-Vascular Services	40202170-07	1,010,372.70	183,443.62	-	-	-	-	183,443.62		183,443.62	183,443.62	(826,929.08)	-82%	
Hosp. Fee- Med. Fees - Phys. Med. & Rehab. Services	40202170-09	1,343,216.16	280,410.00	-	-	-	-	280,410.00		280,410.00	280,410.00	(1,062,806.16)	-79%	
Hosp. Fee - Pulmonary	40202170-10	64,329.56	19,175.63	-	-	-	-	19,175.63		19,175.63	19,175.63	(45,153.93)	-70%	
Hospital Fee - Other Fees	40202170-99	22,688,721.63	7,146,980.81	-	-	-	-	7,146,980.81		7,146,980.81	7,146,980.81	(15,541,740.82)	-68%	
Other Income														
Income from Grants & Donations in Cash	4 04 02 01000	0	-	-	-	-	-	-		-	-	-	0%	
Interest Income	4 02 02 210												0%	
Share from Earnings of GOCCs	4 04 01 030												0%	
Other Fines & Penalties	4 02 02 230													
B. Special Account in the General Fund (formerly 105,183,401,151-159)														
- Tax														
- Non-Tax														
C. Off-Budget Accounts (formerly Fund 161 to 164, etc)														
D. Custodial Funds (formerly Fund 101-184, 187)														
Guaranty / Security Deposits Payable	20401040-00	672,235.89	330,553.00	-	-	-	-	330,553.00		330,553.00	330,553.00	(341,682.89)	-51%	
Total		284,633,173.18	81,883,703.93	-	-	-	-	81,883,703.93	330,553.00	81,553,150.93	81,883,703.93	(202,749,469.25)	-71%	

Prepared by:

MARIAN M. RIN, MBA
Administrative Officer II

Certified Correct:

JUNIMAR P. BACULO, CPA
Accountant IV

Approved by:

IMELDA M. MATEO, MD, MBAH, FPCP, FPCCP
Medical Center Chief II

QUARTERLY REPORT OF REVENUE AND OTHER RECEIPTS
As of the Quarter Ending March 31, 2019


Department : Department of Health
Agency : Amang Rodriguez Memorial Medical Center
Operating Unit :
Organization Code (UACS) : 13 001 14 00012

CLASSIFICATION/SOURCES OF REVENUE AND OTEHR RECEIPTS	UACS Code	Revenue TARGET (Annual)	ACTUAL REVENUE AND OTHER RECEIPTS COLLECTIONS					CUMULATIVE REMITTANCE/DEPOSITS TO DATE			VARIANCE		Remarks	
			1st Quarter	2nd Quarter	3rd Quarter	4th Quarter	TOTAL	Remitt. to BTr	Deposited with AGDB	Total	Amount	%		
			4	5	6	7	8=(4+5+6+7)	9	10	11=(9+10)	12	13=(12/3)		14
A. General Fund (formerly Fund 101)														
- Tax	4 01 04 010													
- Non-Tax (Service Income)														
Affiliation Fees	4 02 02 020													
Other Service Income	40201990-99	4,084,590.32	1,898,815.40	-	-	-	-	1,898,815.40	1,898,815.40	1,898,815.40	(2,185,774.92)	-54%		
Fines & Penalties - Service Income	4 02 02 140													
Business Income														
Sales Revenue	40202160-99	191,863,758.16	61,646,016.40	-	-	-	-	61,646,016.40	61,646,016.40	61,646,016.40	(130,217,741.76)	-68%		
Hosp. Fee-Medical Supplies	40202170-02	21,219,480.27	2,392,165.03	-	-	-	-	2,392,165.03	2,392,165.03	2,392,165.03	(18,827,315.24)	-89%		
Hosp Fee- Medical Fees - Operating Room	40202170-03	2,337,408.50	155,238.82	-	-	-	-	155,238.82	155,238.82	155,238.82	(2,182,169.68)	-93%		
Hosp Fee- Medical Fees - Radiology	40202170-04	20,728,082.69	3,077,005.47	-	-	-	-	3,077,005.47	3,077,005.47	3,077,005.47	(17,651,077.22)	-85%		
Hosp Fee - Medical Fees - Laboratory	40202170-05	18,345,595.21	4,687,494.41	-	-	-	-	4,687,494.41	4,687,494.41	4,687,494.41	(13,658,100.80)	-74%		
Hosp. Fee- Medical Fees - Hemodialysis	40202170-06	275,382.09	66,405.34	-	-	-	-	66,405.34	66,405.34	66,405.34	(208,976.75)	-76%		
Hosp. Fee - Med. Fees - Cardio-Vascular Services	40202170-07	1,010,372.70	183,443.62	-	-	-	-	183,443.62	183,443.62	183,443.62	(826,929.08)	-82%		
Hosp. Fee- Med. Fees - Phys. Med. & Rehab. Services	40202170-09	1,343,216.16	280,410.00	-	-	-	-	280,410.00	280,410.00	280,410.00	(1,062,806.16)	-79%		
Hosp. Fee - Pulmonary	40202170-10	64,329.56	19,175.63	-	-	-	-	19,175.63	19,175.63	19,175.63	(45,153.93)	-70%		
Hospital Fee - Other Fees	40202170-99	22,688,721.63	7,146,980.81	-	-	-	-	7,146,980.81	7,146,980.81	7,146,980.81	(15,541,740.82)	-68%		
Other Income	0	0	-	-	-	-	-	-	-	-	-	0%		
Income from Grants & Donations in Cash	4 04 02 01000											0%		
Interest Income	4 02 02 210											0%		
Share from Earnings of GOCCs	4 04 01 030													
Other Fines & Penalties	4 02 02 230													
B. Special Account in the General Fund (formerly 105,183,401,151-159)														
- Tax														
- Non-Tax														
C. Off-Budget Accounts (formerly Fund 161 to 164, etc)														
D. Custodial Funds (formerly Fund 101-184, 187)														
Guaranty / Security Deposits Payable	20401040-00	672,235.89	330,553.00	-	-	-	-	330,553.00	330,553.00	330,553.00	(341,682.89)	-51%		
Total		284,633,173.18	81,883,703.93					81,883,703.93	330,553.00	81,553,150.93	81,883,703.93	(202,749,469.25)	-71%	


Prepared by:


MARIAN M. RIN, MBA
Administrative Officer II

Certified Correct:


JUNIMARO P. BACULO, CPA
Accountant IV

Approved by:


IMELDA M. MATEO, MD, MBAH, FPCCP, FPCCP
Medical Center Chief II

QUARTERLY REPORT OF REVENUE AND OTHER RECEIPTS
As of the Quarter Ending June 30, 2019

Department : Department of Health
Agency : Amang Rodriguez Memorial Medical Center
Operating Unit :
Organization Code (UACS) : 13 001 14 00012

CLASSIFICATION/SOURCES OF REVENUE AND OTEHR RECEIPTS	UACS Code	Revenue TARGET (Annual)	ACTUAL REVENUE AND OTHER RECEIPTS COLLECTIONS					CUMULATIVE REMITTANCE/DEPOSITS TO DATE			VARIANCE		Remarks	
			1st Quarter	2nd Quarter	3rd Quarter	4th Quarter	TOTAL	Remitt. to BTr	Deposited with AGDB	Total	Amount	%		
			4	5	6	7	8=(4+5+6+7)	9	10	11=(9+10)	12	13=(12/3)		14
A. General Fund (formerly Fund 101)														
- Tax	4 01 04 010							-						
- Non-Tax (Service Income)								-						
Affiliation Fees	4 02 02 020									-				
Other Service Income	40201990-99	4,084,590.32	1,898,815.40	1,027,990.56	-	-	-	2,926,805.96		2,926,805.96	2,926,805.96	(1,157,784.36)	-28%	
Fines & Penalties - Service Income	4 02 02 140												0%	
Business Income														
Sales Revenue	40202160-99	191,863,758.16	61,646,016.40	52,695,752.24	-	-	-	114,341,768.64		114,341,768.64	114,341,768.64	(77,521,989.52)	-40%	
Hosp. Fee-Medical Supplies	40202170-02	21,219,480.27	2,392,165.03	2,237,725.25	-	-	-	4,629,890.28		4,629,890.28	4,629,890.28	(16,589,589.99)	-78%	
Hosp Fee- Medical Fees - Operating Room	40202170-03	2,337,408.50	155,238.82	113,352.72	-	-	-	268,591.54		268,591.54	268,591.54	(2,068,816.96)	-89%	
Hosp Fee- Medical Fees - Radiology	40202170-04	20,728,082.69	3,077,005.47	2,301,393.01	-	-	-	5,378,398.48		5,378,398.48	5,378,398.48	(15,349,684.21)	-74%	
Hosp Fee - Medical Fees - Laboratory	40202170-05	18,345,595.21	4,687,494.41	3,879,668.54	-	-	-	8,567,162.95		8,567,162.95	8,567,162.95	(9,778,432.26)	-53%	
Hosp. Fee- Medical Fees - Hemodialysis	40202170-06	275,382.09	66,405.34	38,694.98	-	-	-	105,100.32		105,100.32	105,100.32	(170,281.77)	-62%	
Hosp. Fee - Med. Fees - Cardio-Vascular Services	40202170-07	1,010,372.70	183,443.62	252,761.52	-	-	-	436,205.14		436,205.14	436,205.14	(574,167.56)	-57%	
Hosp. Fee- Med. Fees - Phys. Med. & Rehab. Services	40202170-09	1,343,216.16	280,410.00	340,265.00	-	-	-	620,675.00		620,675.00	620,675.00	(722,541.16)	-54%	
Hosp. Fee - Pulmonary	40202170-10	64,329.56	19,175.63	16,325.92	-	-	-	35,501.55		35,501.55	35,501.55	(28,828.01)	-45%	
Hospital Fee - Other Fees	40202170-99	22,688,721.63	7,146,980.81	4,733,254.67	-	-	-	11,880,235.48		11,880,235.48	11,880,235.48	(10,808,486.15)	-48%	
Other Income	0	0	-	-	-	-	-	-		-	-	-	0%	
Income from Grants & Donations in Cash	4 04 02 01000												0%	
Interest Income	4 02 02 210												0%	
Share from Earnings of GOCCs	4 04 01 030													
Other Fines & Penalties	4 02 02 230													
B. Special Account in the General Fund (formerly 105,183,401,151-159)														
- Tax														
- Non-Tax														
C. Off-Budget Accounts (formerly Fund 161 to 164, etc)														
D. Custodial Funds (formerly Fund 101-184, 187)														
Guaranty / Security Deposits Payable	20401040-00	672,235.89	330,553.00	337,451.25	-	-	-	668,004.25	668,004.25	-	668,004.25	(4,231.64)	-1%	
Total		284,633,173.18	81,883,703.93	67,974,635.66				149,858,339.59	668,004.25	149,190,335.34	149,858,339.59	(134,774,833.59)	-47%	


Prepared by:


MARIAN M. RIN, MBA
Administrative Officer II

Certified Correct:


JUNIMAR P. BACULO, CPA
Accountant IV

Approved by:

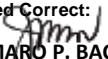

IMELDA M. MATEO, MD, MBAH, FPCCP, FPCCP
Medical Center Chief II

As at the Quarter Ending September 30, 2019

Department : Department of Health (DOH)
 Agency : Office of the Secretary
 Operating Unit : 'Amang' Rodriguez Medical Center
 Organization Code : 13 001 1400012
 Fund Cluster : 05 - Internally Generated Funds

Classification/Sources of Revenue and Other Receipts	UACS CODE	REVENUE TARGET (Annual) per BESF	Actual Revenue and Other Receipts Collections					Cumulative Remittance/Deposits to Date			Variance		Remarks
			1st Quarter Ending March 31	2nd Quarter Ending June 30	3rd Quarter Ending Sept. 30	4th Quarter Ending Dec. 31	Total	Remittance to BTr	Deposited with AGDB	TOTAL	Amount	%	
1	2	3	4	5	6	7	8=[(6+(-)7)-8+9]	9	10	11=(9+10)	12=(8-3)	13=(12/3)	14
Internally Generated Funds		567,921,874.58	151,431,703.06	119,991,550.34	65,306,789.12	0.00	336,730,042.52	0.00	336,730,042.52	336,730,042.52	(231,191,832.06)	-41 %	
Non-Revenue Collections/Other Receipts		567,921,874.58	151,431,703.06	119,991,550.34	65,306,789.12	0.00	336,730,042.52	0.00	336,730,042.52	336,730,042.52	(231,191,832.06)	-41 %	
Non-Cash Revenue		283,960,937.29	75,715,851.53	59,995,775.17	0.00	0.00	135,711,626.70	0.00	135,711,626.70	135,711,626.70	(148,249,310.59)	-52 %	
Non-Tax		283,960,937.29	75,715,851.53	59,995,775.17	0.00	0.00	135,711,626.70	0.00	135,711,626.70	135,711,626.70	(148,249,310.59)	-52 %	
Other Service Income	4020199099	4,084,590.32	651,250.30	840,990.56	0.00	0.00	1,492,240.86	0.00	1,492,240.86	1,492,240.86	(2,592,349.46)	-63 %	
Other Sales	4020216099	191,863,758.16	58,275,420.00	45,241,343.00	0.00	0.00	103,516,763.00	0.00	103,516,763.00	103,516,763.00	(88,346,995.16)	-46 %	
Medical Supplies	4020217002	21,219,480.27	2,358,619.26	2,237,725.25	0.00	0.00	4,596,344.51	0.00	4,596,344.51	4,596,344.51	(16,623,135.76)	-78 %	
Medical Fees - Operating Room	4020217003	2,337,408.50	155,238.82	113,352.72	0.00	0.00	268,591.54	0.00	268,591.54	268,591.54	(2,068,816.96)	-89 %	
Medical Fees - Radiology	4020217004	20,728,082.69	3,077,005.47	2,301,393.01	0.00	0.00	5,378,398.48	0.00	5,378,398.48	5,378,398.48	(15,349,684.21)	-74 %	
Medical Fees - Laboratory	4020217005	18,345,595.21	3,501,902.28	3,879,668.54	0.00	0.00	7,381,570.82	0.00	7,381,570.82	7,381,570.82	(10,964,024.39)	-60 %	
Medical Fees - Hemodialysis	4020217006	275,382.09	66,405.34	38,694.98	0.00	0.00	105,100.32	0.00	105,100.32	105,100.32	(170,281.77)	-62 %	
Medical Fees - Cardio-Vascular Services	4020217007	1,010,372.70	183,443.62	252,761.52	0.00	0.00	436,205.14	0.00	436,205.14	436,205.14	(574,167.56)	-57 %	
Medical Fees - Physical Medicine & Rehabilitation Services	4020217009	1,343,216.16	280,410.00	340,265.00	0.00	0.00	620,675.00	0.00	620,675.00	620,675.00	(722,541.16)	-54 %	
Medical Fees - Pulmonary Services	4020217010	64,329.56	19,175.63	16,325.92	0.00	0.00	35,501.55	0.00	35,501.55	35,501.55	(28,828.01)	-45 %	
Other Fees	4020217099	22,688,721.63	7,146,980.81	4,733,254.67	0.00	0.00	11,880,235.48	0.00	11,880,235.48	11,880,235.48	(10,808,486.15)	-48 %	
Drugs and Medicines	4020217001	0.00	0.00	0.00	0.00	0.00	0.00	0.00	0.00	0.00	0.00	0 %	
Cash Receipts		283,960,937.29	75,715,851.53	59,995,775.17	65,306,789.12	0.00	201,018,415.82	0.00	201,018,415.82	201,018,415.82	(82,942,521.47)	-29 %	
Non-Tax		283,960,937.29	75,715,851.53	59,995,775.17	65,306,789.12	0.00	201,018,415.82	0.00	201,018,415.82	201,018,415.82	(82,942,521.47)	-29 %	
Other Service Income	4020199099	4,084,590.32	651,250.30	840,990.56	481,942.34	0.00	1,974,183.20	0.00	1,974,183.20	1,974,183.20	(2,110,407.12)	-52 %	
Other Sales	4020216099	191,863,758.16	58,275,420.00	45,241,343.00	37,308,240.70	0.00	140,825,003.70	0.00	140,825,003.70	140,825,003.70	(51,038,754.46)	-27 %	
Drugs and Medicines	4020217001	0.00	0.00	0.00	3,721,257.35	0.00	3,721,257.35	0.00	3,721,257.35	3,721,257.35	3,721,257.35	0 %	
Medical Supplies	4020217002	21,219,480.27	2,358,619.26	2,237,725.25	2,233,028.39	0.00	6,829,372.90	0.00	6,829,372.90	6,829,372.90	(14,390,107.37)	-68 %	
Medical Fees - Operating Room	4020217003	2,337,408.50	155,238.82	113,352.72	180,229.51	0.00	448,821.05	0.00	448,821.05	448,821.05	(1,888,587.45)	-81 %	
Medical Fees - Radiology	4020217004	20,728,082.69	3,077,005.47	2,301,393.01	3,326,576.33	0.00	8,704,974.81	0.00	8,704,974.81	8,704,974.81	(12,023,107.88)	-58 %	
Medical Fees - Laboratory	4020217005	18,345,595.21	3,501,902.28	3,879,668.54	5,171,779.84	0.00	12,553,350.66	0.00	12,553,350.66	12,553,350.66	(5,792,244.55)	-32 %	
Medical Fees - Hemodialysis	4020217006	275,382.09	66,405.34	38,694.98	25,600.25	0.00	130,700.57	0.00	130,700.57	130,700.57	(144,681.52)	-53 %	
Medical Fees - Cardio-Vascular Services	4020217007	1,010,372.70	183,443.62	252,761.52	300,698.21	0.00	736,903.35	0.00	736,903.35	736,903.35	(273,469.35)	-27 %	
Medical Fees - Physical Medicine & Rehabilitation Services	4020217009	1,343,216.16	280,410.00	340,265.00	336,735.00	0.00	957,410.00	0.00	957,410.00	957,410.00	(385,806.16)	-29 %	
Medical Fees - Pulmonary Services	4020217010	64,329.56	19,175.63	16,325.92	23,373.58	0.00	58,875.13	0.00	58,875.13	58,875.13	(5,454.43)	-8 %	
Other Fees	4020217099	22,688,721.63	7,146,980.81	4,733,254.67	12,197,327.62	0.00	24,077,563.10	0.00	24,077,563.10	24,077,563.10	1,388,841.47	6 %	
TOTAL		567,921,874.58	151,431,703.06	119,991,550.34	65,306,789.12	0.00	336,730,042.52	0.00	336,730,042.52	336,730,042.52	(231,191,832.06)	-41 %	

Certified Correct:


 JUNIMARO P. BACULO, CPA
 Accountant IV


Date: 10/09/2019

Recommending Approval:


 JOCELYN S. CASIDA, CPA, MBA
 Financial and Management Officer II

Date: 10/09/2019

Approved By:


 IMELDA M. MATEO, MD, MBAH, FPCP, FPCCP
 Medical Center Chief II


Date: 10/09/2019

As at the Quarter Ending September 30, 2019

Department : Department of Health (DOH)
 Agency : Office of the Secretary
 Operating Unit : 'Amang' Rodriguez Medical Center
 Organization Code : 13 001 1400012
 Fund Cluster : 07 - Trust Receipts


Classification/Sources of Revenue and Other Receipts	UACS CODE	REVENUE TARGET (Annual) per BESF	Actual Revenue and Other Receipts Collections					Cumulative Remittance/Deposits to Date			Variance		Remarks
			1st Quarter Ending March 31	2nd Quarter Ending June 30	3rd Quarter Ending Sept. 30	4th Quarter Ending Dec. 31	Total	Remittance to BTr	Deposited with AGDB	TOTAL	Amount	%	
1	2	3	4	5	6	7	8=[{6+(-)7}-8+9]	9	10	11=(9+10)	12=(8-3)	13=(12/3)	14
Trust Receipts		672,235.89	3,341,443.20	1,648,811.25	1,508,349.26	0.00	6,498,603.71	0.00	2,161,125.10	2,161,125.10	5,826,367.82	867 %	
Non-Revenue Collections/Other Receipts		672,235.89	3,341,443.20	1,648,811.25	1,508,349.26	0.00	6,498,603.71	0.00	2,161,125.10	2,161,125.10	5,826,367.82	867 %	
Non-Cash Revenue		0.00	1,505,445.10	655,680.00	0.00	0.00	2,161,125.10	0.00	2,161,125.10	2,161,125.10	2,161,125.10	0 %	
Non-Tax		0.00	1,505,445.10	655,680.00	0.00	0.00	2,161,125.10	0.00	2,161,125.10	2,161,125.10	2,161,125.10	0 %	
Other Service Income	4020199099	0.00	1,247,565.10	187,000.00	0.00	0.00	1,434,565.10	0.00	1,434,565.10	1,434,565.10	1,434,565.10	0 %	
Other Sales	4020216099	0.00	257,880.00	468,680.00	0.00	0.00	726,560.00	0.00	726,560.00	726,560.00	726,560.00	0 %	
Cash Receipts		672,235.89	1,835,998.10	993,131.25	1,508,349.26	0.00	4,337,478.61	0.00	0.00	0.00	3,665,242.72	545 %	
Non-Tax		0.00	0.00	0.00	0.00	0.00	0.00	0.00	0.00	0.00	0.00	0 %	
Other Service Income	4020199099	0.00	0.00	0.00	0.00	0.00	0.00	0.00	0.00	0.00	0.00	0 %	
Other Sales	4020216099	0.00	0.00	0.00	0.00	0.00	0.00	0.00	0.00	0.00	0.00	0 %	
Others		672,235.89	1,835,998.10	993,131.25	1,508,349.26	0.00	4,337,478.61	0.00	0.00	0.00	3,665,242.72	545 %	
Trust Liabilities	2040101000	0.00	1,505,445.10	655,680.00	1,100,824.00	0.00	3,261,949.10	0.00	0.00	0.00	3,261,949.10	0 %	
Guaranty/Security Deposits Payable	2040104000	672,235.89	330,553.00	337,451.25	407,525.26	0.00	1,075,529.51	0.00	0.00	0.00	403,293.62	60 %	
TOTAL		672,235.89	3,341,443.20	1,648,811.25	1,508,349.26	0.00	6,498,603.71	0.00	2,161,125.10	2,161,125.10	5,826,367.82	867 %	

Certified Correct:


JUNIMARO P. BACULO, CPA
 Accountant IV


Date: 10/09/2019

Recommending Approval:


JOCELYN S. CASIDA, CPA, MBA
 Financial and Management Officer II

Date: 10/09/2019

Approved By:


IMELDA M. MATEO, MD, MBAH, FPCP, FPCCP
 Medical Center Chief II

Date: 10/09/2019

As at the Quarter Ending September 30, 2019

Department : Department of Health (DOH)
 Agency : Office of the Secretary
 Operating Unit : 'Amang' Rodriguez Medical Center
 Organization Code : 13 001 1400012
 Fund Cluster : 06 - Business Related Funds


Classification/Sources of Revenue and Other Receipts	UACS CODE	REVENUE TARGET (Annual) per BESF	Actual Revenue and Other Receipts Collections					Cumulative Remittance/Deposits to Date			Variance		Remarks
			1st Quarter Ending March 31	2nd Quarter Ending June 30	3rd Quarter Ending Sept. 30	4th Quarter Ending Dec. 31	Total	Remittance to BTr	Deposited with AGDB	TOTAL	Amount	%	
1	2	3	4	5	6	7	8=[{6+(-)7}-8+9]	9	10	11=(9+10)	12=(8-3)	13=(12/3)	14
Business Related Funds		0.00	8,663,708.60	13,971,458.48	3,997,522.13	0.00	26,632,689.21	0.00	26,632,689.21	26,632,689.21	26,632,689.21	0 %	
Non-Revenue Collections/Other Receipts		0.00	8,663,708.60	13,971,458.48	3,997,522.13	0.00	26,632,689.21	0.00	26,632,689.21	26,632,689.21	26,632,689.21	0 %	
Non-Cash Revenue		0.00	4,331,854.30	6,985,729.24	0.00	0.00	11,317,583.54	0.00	11,317,583.54	11,317,583.54	11,317,583.54	0 %	
Non-Tax		0.00	4,331,854.30	6,985,729.24	0.00	0.00	11,317,583.54	0.00	11,317,583.54	11,317,583.54	11,317,583.54	0 %	
Other Sales	4020216099	0.00	3,112,716.40	6,985,729.24	0.00	0.00	10,098,445.64	0.00	10,098,445.64	10,098,445.64	10,098,445.64	0 %	
Medical Supplies	4020217002	0.00	33,545.77	0.00	0.00	0.00	33,545.77	0.00	33,545.77	33,545.77	33,545.77	0 %	
Medical Fees - Laboratory	4020217005	0.00	1,185,592.13	0.00	0.00	0.00	1,185,592.13	0.00	1,185,592.13	1,185,592.13	1,185,592.13	0 %	
Cash Receipts		0.00	4,331,854.30	6,985,729.24	3,997,522.13	0.00	15,315,105.67	0.00	15,315,105.67	15,315,105.67	15,315,105.67	0 %	
Non-Tax		0.00	4,331,854.30	6,985,729.24	3,997,522.13	0.00	15,315,105.67	0.00	15,315,105.67	15,315,105.67	15,315,105.67	0 %	
Other Sales	4020216099	0.00	3,112,716.40	6,985,729.24	3,997,522.13	0.00	14,095,967.77	0.00	14,095,967.77	14,095,967.77	14,095,967.77	0 %	
Medical Supplies	4020217002	0.00	33,545.77	0.00	0.00	0.00	33,545.77	0.00	33,545.77	33,545.77	33,545.77	0 %	
Medical Fees - Laboratory	4020217005	0.00	1,185,592.13	0.00	0.00	0.00	1,185,592.13	0.00	1,185,592.13	1,185,592.13	1,185,592.13	0 %	
TOTAL		0.00	8,663,708.60	13,971,458.48	3,997,522.13	0.00	26,632,689.21	0.00	26,632,689.21	26,632,689.21	26,632,689.21	0 %	

Certified Correct:


 JUNIMARO P. BACULO, CPA
 Accountant IV


Date: 10/09/2019

Recommending Approval:


 JOCELYN S. CASIDA, CPA, MBA
 Financial and Management Officer II

Date: 10/09/2019

Approved By:


 IMELDA M. MATEO, MD, MBAH, FPCP, FPCCP
 Medical Center Chief II


Date: 10/09/2019

As at the Quarter Ending December 31, 2019

Department : Department of Health (DOH)
 Agency : Office of the Secretary
 Operating Unit : 'Amang' Rodriguez Medical Center
 Organization Code : 13 001 1400012
 Fund Cluster : 06 - Business Related Funds

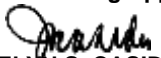
Classification/Sources of Revenue and Other Receipts	UACS CODE	REVENUE TARGET (Annual) per BESF	Actual Revenue and Other Receipts Collections					Cumulative Remittance/Deposits to Date			Variance		Remarks
			1st Quarter Ending March 31	2nd Quarter Ending June 30	3rd Quarter Ending Sept. 30	4th Quarter Ending Dec. 31	Total	Remittance to BTr	Deposited with AGDB	TOTAL	Amount	%	
1	2	3	4	5	6	7	8=[(6+(-)7)-8+9]	9	10	11=(9+10)	12=(8-3)	13=(12/3)	14
Business Related Funds		0.00	8,663,708.60	13,971,458.48	3,997,522.13	4,185,699.85	30,818,389.06	0.00	30,818,389.06	30,818,389.06	30,818,389.06	0 %	
Non-Revenue Collections/Other Receipts		0.00	8,663,708.60	13,971,458.48	3,997,522.13	4,185,699.85	30,818,389.06	0.00	30,818,389.06	30,818,389.06	30,818,389.06	0 %	
Non-Cash Revenue		0.00	4,331,854.30	6,985,729.24	0.00	0.00	11,317,583.54	0.00	11,317,583.54	11,317,583.54	11,317,583.54	0 %	
Non-Tax		0.00	4,331,854.30	6,985,729.24	0.00	0.00	11,317,583.54	0.00	11,317,583.54	11,317,583.54	11,317,583.54	0 %	
Other Sales	4020216099	0.00	3,112,716.40	6,985,729.24	0.00	0.00	10,098,445.64	0.00	10,098,445.64	10,098,445.64	10,098,445.64	0 %	
Medical Supplies	4020217002	0.00	33,545.77	0.00	0.00	0.00	33,545.77	0.00	33,545.77	33,545.77	33,545.77	0 %	
Medical Fees - Laboratory	4020217005	0.00	1,185,592.13	0.00	0.00	0.00	1,185,592.13	0.00	1,185,592.13	1,185,592.13	1,185,592.13	0 %	
Cash Receipts		0.00	4,331,854.30	6,985,729.24	3,997,522.13	4,185,699.85	19,500,805.52	0.00	19,500,805.52	19,500,805.52	19,500,805.52	0 %	
Non-Tax		0.00	4,331,854.30	6,985,729.24	3,997,522.13	4,185,699.85	19,500,805.52	0.00	19,500,805.52	19,500,805.52	19,500,805.52	0 %	
Other Sales	4020216099	0.00	3,112,716.40	6,985,729.24	3,997,522.13	4,185,699.85	18,281,667.62	0.00	18,281,667.62	18,281,667.62	18,281,667.62	0 %	
Medical Supplies	4020217002	0.00	33,545.77	0.00	0.00	0.00	33,545.77	0.00	33,545.77	33,545.77	33,545.77	0 %	
Medical Fees - Laboratory	4020217005	0.00	1,185,592.13	0.00	0.00	0.00	1,185,592.13	0.00	1,185,592.13	1,185,592.13	1,185,592.13	0 %	
TOTAL		0.00	8,663,708.60	13,971,458.48	3,997,522.13	4,185,699.85	30,818,389.06	0.00	30,818,389.06	30,818,389.06	30,818,389.06	0 %	

Certified Correct:


JUNIMARO P. BACULO, CPA
 Accountant IV


Date: 2020-01-06 15:15:24.0

Recommending Approval:


JOCELYN S. CASIDA, CPA, MBA
 Financial and Management Officer II

Date: 2020-01-06 15:15:27.0

Approved By:


IMELDA M. MATEO, MD, MBAH, FPCP, FCCP
 Medical Center Chief II


Date: 2020-01-07 11:04:02.0

As at the Quarter Ending December 31, 2019


Department : Department of Health (DOH)
 Agency : Office of the Secretary
 Operating Unit : 'Amang' Rodriguez Medical Center
 Organization Code : 13 001 1400012
 Fund Cluster : 05 - Internally Generated Funds

Classification/Sources of Revenue and Other Receipts	UACS CODE	REVENUE TARGET (Annual) per BESF	Actual Revenue and Other Receipts Collections					Cumulative Remittance/Deposits to Date			Variance		Remarks
			1st Quarter Ending March 31	2nd Quarter Ending June 30	3rd Quarter Ending Sept. 30	4th Quarter Ending Dec. 31	Total	Remittance to BTr	Deposited with AGDB	TOTAL	Amount	%	
1	2	3	4	5	6	7	8=[(6+(-)7)-8+9]	9	10	11=(9+10)	12=(8-3)	13=(12/3)	14
Internally Generated Funds		567,921,874.58	151,431,703.06	119,991,550.34	65,306,789.12	67,652,925.85	404,382,968.37	0.00	404,382,968.37	404,382,968.37	(163,538,906.21)	-29 %	
Non-Revenue Collections/Other Receipts		567,921,874.58	151,431,703.06	119,991,550.34	65,306,789.12	67,652,925.85	404,382,968.37	0.00	404,382,968.37	404,382,968.37	(163,538,906.21)	-29 %	
Non-Cash Revenue		283,960,937.29	75,715,851.53	59,995,775.17	0.00	0.00	135,711,626.70	0.00	135,711,626.70	135,711,626.70	(148,249,310.59)	-52 %	
Non-Tax		283,960,937.29	75,715,851.53	59,995,775.17	0.00	0.00	135,711,626.70	0.00	135,711,626.70	135,711,626.70	(148,249,310.59)	-52 %	
Other Service Income	4020199099	4,084,590.32	651,250.30	840,990.56	0.00	0.00	1,492,240.86	0.00	1,492,240.86	1,492,240.86	(2,592,349.46)	-63 %	
Other Sales	4020216099	191,863,758.16	58,275,420.00	45,241,343.00	0.00	0.00	103,516,763.00	0.00	103,516,763.00	103,516,763.00	(88,346,995.16)	-46 %	
Drugs and Medicines	4020217001	0.00	0.00	0.00	0.00	0.00	0.00	0.00	0.00	0.00	0.00	0 %	
Medical Supplies	4020217002	21,219,480.27	2,358,619.26	2,237,725.25	0.00	0.00	4,596,344.51	0.00	4,596,344.51	4,596,344.51	(16,623,135.76)	-78 %	
Medical Fees - Operating Room	4020217003	2,337,408.50	155,238.82	113,352.72	0.00	0.00	268,591.54	0.00	268,591.54	268,591.54	(2,068,816.96)	-89 %	
Medical Fees - Radiology	4020217004	20,728,082.69	3,077,005.47	2,301,393.01	0.00	0.00	5,378,398.48	0.00	5,378,398.48	5,378,398.48	(15,349,684.21)	-74 %	
Medical Fees - Laboratory	4020217005	18,345,595.21	3,501,902.28	3,879,668.54	0.00	0.00	7,381,570.82	0.00	7,381,570.82	7,381,570.82	(10,964,024.39)	-60 %	
Medical Fees - Hemodialysis	4020217006	275,382.09	66,405.34	38,694.98	0.00	0.00	105,100.32	0.00	105,100.32	105,100.32	(170,281.77)	-62 %	
Medical Fees - Cardio-Vascular Services	4020217007	1,010,372.70	183,443.62	252,761.52	0.00	0.00	436,205.14	0.00	436,205.14	436,205.14	(574,167.56)	-57 %	
Medical Fees - Physical Medicine & Rehabilitation Services	4020217009	1,343,216.16	280,410.00	340,265.00	0.00	0.00	620,675.00	0.00	620,675.00	620,675.00	(722,541.16)	-54 %	
Medical Fees - Pulmonary Services	4020217010	64,329.56	19,175.63	16,325.92	0.00	0.00	35,501.55	0.00	35,501.55	35,501.55	(28,828.01)	-45 %	
Other Fees	4020217099	22,688,721.63	7,146,980.81	4,733,254.67	0.00	0.00	11,880,235.48	0.00	11,880,235.48	11,880,235.48	(10,808,486.15)	-48 %	
Cash Receipts		283,960,937.29	75,715,851.53	59,995,775.17	65,306,789.12	67,652,925.85	268,671,341.67	0.00	268,671,341.67	268,671,341.67	(15,289,595.62)	-5 %	
Non-Tax		283,960,937.29	75,715,851.53	59,995,775.17	65,306,789.12	67,652,925.85	268,671,341.67	0.00	268,671,341.67	268,671,341.67	(15,289,595.62)	-5 %	
Other Service Income	4020199099	4,084,590.32	651,250.30	840,990.56	481,942.34	950,637.26	2,924,820.46	0.00	2,924,820.46	2,924,820.46	(1,159,769.86)	-28 %	
Other Sales	4020216099	191,863,758.16	58,275,420.00	45,241,343.00	37,308,240.70	50,280,635.65	191,105,639.35	0.00	191,105,639.35	191,105,639.35	(758,118.81)	-0 %	
Drugs and Medicines	4020217001	0.00	0.00	0.00	3,721,257.35	0.00	3,721,257.35	0.00	3,721,257.35	3,721,257.35	3,721,257.35	0 %	
Medical Supplies	4020217002	21,219,480.27	2,358,619.26	2,237,725.25	2,233,028.39	2,064,524.30	8,893,897.20	0.00	8,893,897.20	8,893,897.20	(12,325,583.07)	-58 %	
Medical Fees - Operating Room	4020217003	2,337,408.50	155,238.82	113,352.72	180,229.51	125,449.83	574,270.88	0.00	574,270.88	574,270.88	(1,763,137.62)	-75 %	
Medical Fees - Radiology	4020217004	20,728,082.69	3,077,005.47	2,301,393.01	3,326,576.33	2,553,994.83	11,258,969.64	0.00	11,258,969.64	11,258,969.64	(9,469,113.05)	-46 %	
Medical Fees - Laboratory	4020217005	18,345,595.21	3,501,902.28	3,879,668.54	5,171,779.84	4,116,074.74	16,669,425.40	0.00	16,669,425.40	16,669,425.40	(1,676,169.81)	-9 %	
Medical Fees - Hemodialysis	4020217006	275,382.09	66,405.34	38,694.98	25,600.25	24,735.88	155,436.45	0.00	155,436.45	155,436.45	(119,945.64)	-44 %	
Medical Fees - Cardio-Vascular Services	4020217007	1,010,372.70	183,443.62	252,761.52	300,698.21	334,873.29	1,071,776.64	0.00	1,071,776.64	1,071,776.64	61,403.94	6 %	
Medical Fees - Physical Medicine & Rehabilitation Services	4020217009	1,343,216.16	280,410.00	340,265.00	336,735.00	274,823.00	1,232,233.00	0.00	1,232,233.00	1,232,233.00	(110,983.16)	-8 %	
Medical Fees - Pulmonary Services	4020217010	64,329.56	19,175.63	16,325.92	23,373.58	20,345.53	79,220.66	0.00	79,220.66	79,220.66	14,891.10	23 %	
Other Fees	4020217099	22,688,721.63	7,146,980.81	4,733,254.67	12,197,327.62	6,906,831.54	30,984,394.64	0.00	30,984,394.64	30,984,394.64	8,295,673.01	37 %	
TOTAL		567,921,874.58	151,431,703.06	119,991,550.34	65,306,789.12	67,652,925.85	404,382,968.37	0.00	404,382,968.37	404,382,968.37	(163,538,906.21)	-29 %	


Certified Correct:


JUNIMARO P. BACULO, CPA
 Accountant IV
 Date: 2020-01-06 15:15:24.0

Recommending Approval:


JOCELYN S. CASIDA, CPA, MBA
 Financial and Management Officer II
 Date: 2020-01-06 15:15:27.0

Approved By:


IMELDA M. MATEO, MD, MBAH, FPCP, FPCCP
 Medical Center Chief II
 Date: 2020-01-07 11:04:02.0

As at the Quarter Ending December 31, 2019

Department : Department of Health (DOH)
 Agency : Office of the Secretary
 Operating Unit : 'Amang' Rodriguez Medical Center
 Organization Code : 13 001 1400012
 Fund Cluster : 07 - Trust Receipts


Classification/Sources of Revenue and Other Receipts	UACS CODE	REVENUE TARGET (Annual) per BESF	Actual Revenue and Other Receipts Collections					Cumulative Remittance/Deposits to Date			Variance		Remarks
			1st Quarter Ending March 31	2nd Quarter Ending June 30	3rd Quarter Ending Sept. 30	4th Quarter Ending Dec. 31	Total	Remittance to BTr	Deposited with AGDB	TOTAL	Amount	%	
1	2	3	4	5	6	7	8=[(6+(-)7)-8+9]	9	10	11=(9+10)	12=(8-3)	13=(12/3)	14
Trust Receipts		0.00	1,835,998.10	993,131.25	1,508,349.26	2,042,530.60	6,380,009.21	6,380,009.21	0.00	6,380,009.21	6,380,009.21	0 %	
Other Trust Receipts Deposited with the National Treasury		0.00	1,835,998.10	993,131.25	1,508,349.26	2,042,530.60	6,380,009.21	6,380,009.21	0.00	6,380,009.21	6,380,009.21	0 %	
Trust Liabilities		0.00	1,505,445.10	655,680.00	1,100,824.00	1,882,520.00	5,144,469.10	5,144,469.10	0.00	5,144,469.10	5,144,469.10	0 %	
Guaranty/Security Deposits Payable		0.00	330,553.00	337,451.25	407,525.26	160,010.60	1,235,540.11	1,235,540.11	0.00	1,235,540.11	1,235,540.11	0 %	
TOTAL		0.00	1,835,998.10	993,131.25	1,508,349.26	2,042,530.60	6,380,009.21	6,380,009.21	0.00	6,380,009.21	6,380,009.21	0 %	

Certified Correct:


JUNIMAR P. BACULO, CPA
 Accountant IV


Date: 2020-01-06 15:15:24.0

Recommending Approval:


JOCELYN S. CASIDA, CPA, MBA
 Financial and Management Officer II

Date: 2020-01-06 15:15:27.0

Approved By:


IMELDA M. MATEO, MD, MBAH, FPCP, FPCCP
 Medical Center Chief II

Date: 2020-01-07 11:04:02.0