

STATEMENT OF APPROPRIATIONS, ALLOTMENTS, OBLIGATIONS, DISBURSEMENTS AND BALANCES  
of the Quarter Ending June 30, 2011

FAR No. 1


Department: Department of Health (DOH)  
Agency: Office of the Secretary  
Operating Unit: 'Amang' Rodriguez Medical Center  
Organization Code (UACS): 130011400012  
Fund Cluster: 01 - Regular Agency Fund

Authorization: 01 - Current Year Appropriations  
Report Status: SUBMITTED

Particulars	UACS CODE	Appropriation			Allotments				Current Year Obligations					Current Year Disbursements					Balances				
		Authorized Appropriation	Adjustments Transfer (To)/From, Realignment	Adjusted Appropriations	Allotments Received	Adjustments (Withdrawal, Realignment)	Transfer To	Transfer From	Adjusted Total Allotments	1st Quarter Ending March 31	2nd Quarter Ending June 30	3rd Quarter Ending Sept. 30	4th Quarter Ending Dec. 31	Total	1st Quarter Ending March 31	2nd Quarter Ending June 30	3rd Quarter Ending Sept. 30	4th Quarter Ending Dec. 31	Total	Unreleased Appropriations	Unobligated Allotment	Unpaid Obligations (15-20) = (23+24)	Due and Demandable
		3	4	5=(3+4)	6	7	8	9=(6+7)+8	11	12	13	14	15=(11+12+13+14)	16	17	18	19	20=(16+17+18+19)	21=(5-10)	22=(16-15)	23	24	
Agency Specific Budget																							
Specific Budgets of National Government Agencies	01101101																						
General Administration and Support	10000000000000																						
General Management and Supervision	100000100001000																						
PS																							
Operations	30000000000000	411,141,000.00	206,330,500.00	616,471,500.00	578,602,000.00			37,869,500.00	616,471,500.00	110,859,111.48	125,989,551.80			236,848,863.08	103,813,334.40	127,606,985.85			231,420,330.05		378,622,836.82	5,270,748.21	157,583.82
OO - Access to promotive and preventive health care services improved	31000000000000		189,823,000.00	189,823,000.00	167,481,000.00			2,382,000.00	189,823,000.00	38,000.00	723,137.72			758,137.72	34,200.00	724,937.72			758,137.72		169,063,862.28		167,481,000.00
HEALTH SYSTEMS STRENGTHENING PROGRAM	31020000000000		167,843,000.00	167,843,000.00	167,481,000.00			182,000.00	167,843,000.00		182,000.00			182,000.00		182,000.00			182,000.00		162,000.00		167,481,000.00
SERVICE DELIVERY SUB-PROGRAM	31020100000000		167,843,000.00	167,843,000.00	167,481,000.00			182,000.00	167,843,000.00		182,000.00			182,000.00		182,000.00			182,000.00		162,000.00		20,000.00
Health Facility Policy and Plan Development	310201100001000		182,000.00	182,000.00				182,000.00	182,000.00		182,000.00			182,000.00		182,000.00			182,000.00		162,000.00		20,000.00
MOOE			182,000.00	182,000.00				182,000.00	182,000.00		182,000.00			182,000.00		182,000.00			182,000.00		162,000.00		20,000.00
Health Facilities Enhancement Program (HFEP)	310201100002000		167,481,000.00	167,481,000.00	167,481,000.00				167,481,000.00					167,481,000.00		167,481,000.00			167,481,000.00		167,481,000.00		167,481,000.00
CO			167,481,000.00	167,481,000.00	167,481,000.00				167,481,000.00					167,481,000.00		167,481,000.00			167,481,000.00		167,481,000.00		167,481,000.00
PUBLIC HEALTH PROGRAM	31030000000000		2,000,000.00	2,000,000.00				2,000,000.00	2,000,000.00		441,147.72			441,147.72		441,147.72			441,147.72		1,568,852.28		1,568,852.28
PUBLIC HEALTH MANAGEMENT SUB-PROGRAM	31030100000000		2,000,000.00	2,000,000.00				2,000,000.00	2,000,000.00		441,147.72			441,147.72		441,147.72			441,147.72		1,568,852.28		1,568,852.28
Public Health Management	310301100001000		2,000,000.00	2,000,000.00				2,000,000.00	2,000,000.00		441,147.72			441,147.72		441,147.72			441,147.72		1,568,852.28		1,568,852.28
MOOE			2,000,000.00	2,000,000.00				2,000,000.00	2,000,000.00		441,147.72			441,147.72		441,147.72			441,147.72		1,568,852.28		1,568,852.28
HEALTH EMERGENCY MANAGEMENT PROGRAM	31050000000000		180,000.00	180,000.00				180,000.00	180,000.00	38,000.00	119,990.00			155,990.00	34,200.00	121,790.00			155,990.00		24,010.00		24,010.00
Health Emergency Preparedness and Response	310500100001000		180,000.00	180,000.00				180,000.00	180,000.00	38,000.00	119,990.00			155,990.00	34,200.00	121,790.00			155,990.00		24,010.00		24,010.00
MOOE			180,000.00	180,000.00				180,000.00	180,000.00	38,000.00	119,990.00			155,990.00	34,200.00	121,790.00			155,990.00		24,010.00		24,010.00
OO - Access to curative and rehabilitative health care services improved	32000000000000	411,141,000.00		411,141,000.00	411,141,000.00				411,141,000.00	110,448,209.48	124,311,389.87			234,759,598.13	103,500,232.38	125,831,032.72			229,331,265.10		176,381,401.87	5,270,748.21	157,583.82
HEALTH FACILITIES OPERATION PROGRAM	32010000000000		411,141,000.00	411,141,000.00	411,141,000.00				411,141,000.00	110,448,209.48	124,311,389.87			234,759,598.13	103,500,232.38	125,831,032.72			229,331,265.10		176,381,401.87	5,270,748.21	157,583.82
CURATIVE HEALTH CARE SUB-PROGRAM	32010100000000		411,141,000.00	411,141,000.00	411,141,000.00				411,141,000.00	110,448,209.48	124,311,389.87			234,759,598.13	103,500,232.38	125,831,032.72			229,331,265.10		176,381,401.87	5,270,748.21	157,583.82
Operations of DOH Hospitals in Metro Manila (MM)	320101100002000		411,141,000.00	411,141,000.00	411,141,000.00				411,141,000.00	110,448,209.48	124,311,389.87			234,759,598.13	103,500,232.38	125,831,032.72			229,331,265.10		176,381,401.87	5,270,748.21	157,583.82
PS		368,632,000.00		368,632,000.00	368,632,000.00				368,632,000.00	88,786,855.40	117,279,134.05			216,045,989.45	96,968,537.00	116,692,537.55			213,361,074.55		150,586,010.55	2,684,914.90	157,583.82
MOOE		44,509,000.00		44,509,000.00	44,509,000.00				44,509,000.00	11,881,354.08	7,032,254.82			18,713,608.98	6,831,695.38	9,136,465.17			15,970,190.56		25,795,391.32	2,686,934.31	157,583.82
CO																							
OO - Access to social health protection assured	34000000000000		35,507,500.00	35,507,500.00				35,507,500.00	35,507,500.00	374,902.02	965,025.21			1,329,927.23	278,902.02	1,051,025.21			1,329,927.23		34,177,572.77		34,177,572.77
SOCIAL HEALTH PROTECTION PROGRAM	34010000000000		35,507,500.00	35,507,500.00				35,507,500.00	35,507,500.00	374,902.02	965,025.21			1,329,927.23	278,902.02	1,051,025.21			1,329,927.23		34,177,572.77		34,177,572.77
Assistance to Indigent Patients either Confined or Out-Patient in Government Hospitals/Specialty Hospitals/LGU Hospitals/Philippine General Hospital/West Visayas State University Hospital	340100100001000		35,507,500.00	35,507,500.00				35,507,500.00	35,507,500.00	374,902.02	965,025.21			1,329,927.23	278,902.02	1,051,025.21			1,329,927.23		34,177,572.77		34,177,572.77
MOOE			35,507,500.00	35,507,500.00				35,507,500.00	35,507,500.00	374,902.02	965,025.21			1,329,927.23	278,902.02	1,051,025.21			1,329,927.23		34,177,572.77		34,177,572.77
Sub-Total, Agency-Specific		411,141,000.00	206,330,500.00	616,471,500.00	578,602,000.00			37,869,500.00	616,471,500.00	110,859,111.48	125,989,551.80			236,848,863.08	103,813,334.40	127,606,985.85			231,420,330.05		378,622,836.82	5,270,748.21	157,583.82
PS		368,632,000.00		368,632,000.00	368,632,000.00				368,632,000.00	88,786,855.40	117,279,134.05			216,045,989.45	96,968,537.00	116,692,537.55			213,361,074.55		150,586,010.55	2,684,914.90	157,583.82
MOOE		44,509,000.00		44,509,000.00	44,509,000.00				44,509,000.00	11,881,354.08	7,032,254.82			18,713,608.98	6,831,695.38	9,136,465.17			15,970,190.56		25,795,391.32	2,686,934.31	157,583.82
CO																							
Fin Ex																							
CO																							
Automatic Appropriations																							
Retirement and Life Insurance Premiums	01104102																						
Operations	30000000000000	31,579,000.00		31,579,000.00	31,579,000.00				31,579,000.00	8,249,478.12	8,124,465.71			16,373,943.83	8,249,478.12	8,124,465.71			16,373,943.83		15,205,056.17		15,205,056.17
OO - Access to curative and rehabilitative health care services improved	32000000000000	31,579,000.00		31,579,000.00	31,579,000.00				31,579,000.00	8,249,478.12	8,124,465.71			16,373,943.83	8,249,478.12	8,124,465.71			16,373,943.83		15,205,056.17		15,205,056.17
HEALTH FACILITIES OPERATION PROGRAM	32010000000000	31,579,000.00		31,579,000.00	31,579,000.00				31,579,000.00	8,249,478.12	8,124,465.71			16,373,943.83	8,249,478.12	8,124,465.71			16,373,943.83		15,205,056.17		15,205,056.17
CURATIVE HEALTH CARE SUB-PROGRAM	32010100000000	31,579,000.00		31,579,000.00	31,579,000.00				31,579,000.00	8,249,478.12	8,124,465.71			16,373,943.83	8,249,478.12	8,124,465.71			16,373,943.83		15,205,056.17		15,205,056.17
Operations of DOH Hospitals in Metro Manila (MM)	320101100002000	31,579,000.00		31,579,000.00	31,579,000.00				31,579,000.00	8,249,478.12	8,124,465.71			16,373,943.83	8,249,478.12	8,124,465.71			16,373,943.83		15,205,056.17		15,205,056.17
PS		31,																					

PARTICULARS	VACS CODE	Authorized Appropriation	(Transfer To/From, Realignment)	Adjusted Appropriations	Allotments Received	(Withdrawal, Present)	Transfer To	Transfer From	Total Allotments	Ending March 31	Ending June 30	Ending Sept 30	Quarter Ending Dec. 31	Total	Ending March 31	Ending June 30	Ending Sept 30	Quarter Ending Dec. 31	Total	Unreleased Appropriations	Unobligated Allotment	Due and Demandable	Not Yet Due and Demandable	
				5=(4)					10=(9)+(7)+(8)					15=(11)+(12)+(13)+(14)					20=(16)+(17)+(18)+(19)	21=(9-10)	22=(10-15)	23	24	
Sub-Total, SPF			12,304,700.00	12,304,700.00	3,454,899.00			8,849,801.00	12,304,700.00	8,291,712.00	3,454,899.53			11,746,610.53	8,291,712.00	3,454,899.53			11,746,610.53		559,089.47			
PS			12,304,700.00	12,304,700.00	3,454,899.00			8,849,801.00	12,304,700.00	8,291,712.00	3,454,899.53			11,746,610.53	8,291,712.00	3,454,899.53			11,746,610.53		559,089.47			
MCOE																								
Fin Ex																								
CO																								
GRAND TOTAL		442,720,000.00	217,635,200.00	660,355,200.00	613,635,899.00		48,719,301.00	660,355,200.00	127,400,301.00	137,568,915.94				264,968,217.44	120,354,524.52	139,186,369.89			259,540,894.41		396,385,982.56	5,270,749.21	157,593.82	
PS		398,211,000.00	12,304,700.00	410,515,700.00	401,865,699.00		8,849,801.00	410,515,700.00	115,308,045.52	128,858,499.29				244,166,543.81	113,209,727.12	128,271,901.79			241,481,528.91		166,349,159.19	2,684,914.30		
MCOE		44,509,000.00	37,889,500.00	82,378,500.00	44,509,000.00		37,889,500.00	82,378,500.00	12,082,256.08	8,710,417.58				20,802,673.63	7,144,797.40	10,914,468.19			18,069,256.50		61,975,826.37	2,586,834.31	157,593.82	
Fin Ex																								
CO			167,461,000.00	167,461,000.00	167,461,000.00				167,461,000.00															


Certified Correct:

  
**SHEILA MARIE V. DE GUZMAN, MGM**  
 Supervising Administrative Officer

Budget Officer

Date: 12/Jul/2018


Certified Correct:

  
**JUNIMAR P. BACULO, CPA**  
 Accountant IV

Chief Accountant

Date: 7/12/18

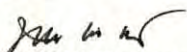
Recommended By:

  
**JOCelyn S. CASIDA, CPA, MBA**  
 Financial and Management Officer

Director, FMS

Date: 12/Jul/2018

Approved By:

  
**MEL D. M. MATEO, MD, MBA, FPCR, FPCCP**

Medical Center Chief  
 Agency Head/Department

Date: 12/Jul/2018