

QUARTERLY REPORT OF REVENUE AND OTHER RECEIPTS
As of the Quarter Ending March 31, 2018


Department : Department of Health
Agency : Amang Rodriguez Memorial Medical Center
Operating Unit :
Organization Code (UACS) : 13 001 14 00012

CLASSIFICATION/SOURCES OF REVENUE AND OTEHR RECEIPTS 1	UACS Code 2	Revenue TARGET (Annual) 3	ACTUAL REVENUE AND OTHER RECEIPTS COLLECTIONS					CUMULATIVE REMITTANCE/DEPOSITS TO DATE			VARIANCE		Remarks 14	
			1st Quarter	2nd Quarter	3rd Quarter	4th Quarter	TOTAL	Remitt. to BTr	Deposited with AGDB	Total	Amount	%		
			4	5	6	7	8=(4+5+6+7)	9	10	11=(9+10)	12	13=(12/3)		
A. General Fund (formerly Fund 101)														
- Tax	4 01 04 010							-						
- Non-Tax (Service Income)								-						
Affiliation Fees	4 02 02 020													
Other Service Income	40201990-99	3,713,263.93	681,567.39	-	-	-	-	681,567.39		681,567.39	681,567.39	(3,031,696.54)	-82%	
Fines & Penalties - Service Income	4 02 02 140		-	-	-	-	-	-		-	-	-	0%	
Business Income														
Sales Revenue	40202160-99	174,421,598.33	27,504,137.53	-	-	-	-	27,504,137.53		27,504,137.53	27,504,137.53	(146,917,460.80)	-84%	
Hosp. Fee-Medical Supplies	40202170-02	19,290,436.61	2,248,404.54	-	-	-	-	2,248,404.54		2,248,404.54	2,248,404.54	(17,042,032.07)	-88%	
Hosp Fee- Medical Fees - Operating Room	40202170-03	2,124,916.82	404,764.99	-	-	-	-	404,764.99		404,764.99	404,764.99	(1,720,151.83)	-81%	
Hosp Fee- Medical Fees - Radiology	40202170-04	18,843,711.54	2,949,111.68	-	-	-	-	2,949,111.68		2,949,111.68	2,949,111.68	(15,894,599.86)	-84%	
Hosp Fee - Medical Fees - Laboratory	40202170-05	16,677,813.83	3,871,523.53	-	-	-	-	3,871,523.53		3,871,523.53	3,871,523.53	(12,806,290.30)	-77%	
Hosp. Fee- Medical Fees - Hemodialysis	40202170-06	250,347.35	98,257.90	-	-	-	-	98,257.90		98,257.90	98,257.90	(152,089.45)	-61%	
Hosp. Fee - Med. Fees - Cardio-Vascular Services	40202170-07	918,520.64	189,150.04	-	-	-	-	189,150.04		189,150.04	189,150.04	(729,370.60)	-79%	
Hosp. Fee- Med. Fees - Phys. Med. & Rehab. Services	40202170-09	1,221,105.60	278,930.00	-	-	-	-	278,930.00		278,930.00	278,930.00	(942,175.60)	-77%	
Hosp. Fee - Pulmonary	40202170-10	58,481.42	13,494.55	-	-	-	-	13,494.55		13,494.55	13,494.55	(44,986.87)	-77%	
Hospital Fee - Other Fees	40202170-99	20,626,110.57	4,419,804.30	-	-	-	-	4,419,804.30		4,419,804.30	4,419,804.30	(16,206,306.27)	-79%	
Other Income														
Subsidy from other National Government Agencies	40301060-00													
Income from Grants & Donations in Cash	4 04 02 01000	13,915,408.65	5,600,428.50	-	-	-	-	5,600,428.50		5,600,428.50	5,600,428.50	(8,314,980.15)	-60%	
Interest Income	4 02 02 210												0%	
Share from Earnings of GOCCs	4 04 01 030													
Other Fines & Penalties	4 02 02 230													
B. Special Account in the General Fund (formerly 105,183,401,151-159)														
- Tax														
- Non-Tax														
C. Off-Budget Accounts (formerly Fund 161 to 164, etc)														
D. Custodial Funds (formerly Fund 101-184, 187)														
Guaranty / Security Deposits Payable	20401040-00	611,123.54	25.00	-	-	-	-	25.00	25.00	-	25.00	(611,098.54)	-100%	
Total		272,672,838.83	48,259,599.95	-	-	-	-	48,259,599.95	25.00	48,259,574.95	48,259,599.95	- 224,413,238.88	-82%	


Prepared by:


MARIAN M. RIN
Administrative Officer II

Certified Correct:


JUNIMARO P. BACULO, CPA
Accountant IV

Approved by:


IMELDA M. MATEO, MD, MBAH, FPCCP, FPCCP
Medical Center Chief II

QUARTERLY REPORT OF REVENUE AND OTHER RECEIPTS
As of the Quarter Ending June 30, 2018


Department : Department of Health
Agency : Amang Rodriguez Memorial Medical Center
Operating Unit :
Organization Code (UACS) : 13 001 14 00012

CLASSIFICATION/SOURCES OF REVENUE AND OTEHR RECEIPTS 1	UACS Code 2	Revenue TARGET (Annual) 3	ACTUAL REVENUE AND OTHER RECEIPTS COLLECTIONS					CUMULATIVE REMITTANCE/DEPOSITS TO DATE			VARIANCE		Remarks 14	
			1st Quarter	2nd Quarter	3rd Quarter	4th Quarter	TOTAL	Remitt. to BTr	Deposited with AGDB	Total	Amount	%		
			4	5	6	7	8=(4+5+6+7)	9	10	11=(9+10)	12	13=(12/3)		
A. General Fund (formerly Fund 101)														
- Tax	4 01 04 010							-						
- Non-Tax (Service Income)								-						
Affiliation Fees	4 02 02 020													
Other Service Income	40201990-99	3,713,263.93	681,567.39	1,407,978.34	-	-	2,089,545.73		2,089,545.73	2,089,545.73	(1,623,718.20)	-44%		
Fines & Penalties - Service Income	4 02 02 140		-	-	-	-					-	0%		
Business Income														
Sales Revenue	40202160-99	174,421,598.33	27,504,137.53	70,641,009.25	-	-	98,145,146.78		98,145,146.78	98,145,146.78	(76,276,451.55)	-44%		
Hosp. Fee-Medical Supplies	40202170-02	19,290,436.61	2,248,404.54	2,801,595.88	-	-	5,050,000.42		5,050,000.42	5,050,000.42	(14,240,436.19)	-74%		
Hosp Fee- Medical Fees - Operating Room	40202170-03	2,124,916.82	404,764.99	450,170.42	-	-	854,935.41		854,935.41	854,935.41	(1,269,981.41)	-60%		
Hosp Fee- Medical Fees - Radiology	40202170-04	18,843,711.54	2,949,111.68	3,899,527.22	-	-	6,848,638.90		6,848,638.90	6,848,638.90	(11,995,072.64)	-64%		
Hosp Fee - Medical Fees - Laboratory	40202170-05	16,677,813.83	3,871,523.53	4,032,636.86	-	-	7,904,160.39		7,904,160.39	7,904,160.39	(8,773,653.44)	-53%		
Hosp. Fee- Medical Fees - Hemodialysis	40202170-06	250,347.35	98,257.90	25,749.00	-	-	124,006.90		124,006.90	124,006.90	(126,340.45)	-50%		
Hosp. Fee - Med. Fees - Cardio-Vascular Services	40202170-07	918,520.64	189,150.04	183,304.40	-	-	372,454.44		372,454.44	372,454.44	(546,066.20)	-59%		
Hosp. Fee- Med. Fees - Phys. Med. & Rehab. Services	40202170-09	1,221,105.60	278,930.00	261,770.00	-	-	540,700.00		540,700.00	540,700.00	(680,405.60)	-56%		
Hosp. Fee - Pulmonary	40202170-10	58,481.42	13,494.55	12,504.24	-	-	25,998.79		25,998.79	25,998.79	(32,482.63)	-56%		
Hospital Fee - Other Fees	40202170-99	20,626,110.57	4,419,804.30	3,776,344.34	-	-	8,196,148.64		8,196,148.64	8,196,148.64	(12,429,961.93)	-60%		
Other Income														
Subsidy from other National Government Agencies	40301060-00													
Income from Grants & Donations in Cash	4 04 02 01000	13,915,408.65	5,600,428.50	1,952,332.05	-	-	7,552,760.55		7,552,760.55	7,552,760.55	(6,362,648.10)	-46%		
Interest Income	4 02 02 210													
Share from Earnings of GOCCs	4 04 01 030													
Other Fines & Penalties	4 02 02 230													
B. Special Account in the General Fund (formerly 105,183,401,151-159)														
- Tax														
- Non-Tax														
C. Off-Budget Accounts (formerly Fund 161 to 164, etc)														
D. Custodial Funds (formerly Fund 101-184, 187)														
Guaranty / Security Deposits Payable	20401040-00	611,123.54	25.00	6,000.00	-	-	6,025.00	6,025.00		6,025.00	(605,098.54)	-99%		
Total		272,672,838.83	48,259,599.95	89,450,922.00	-	-	137,710,521.95	6,025.00	137,704,496.95	137,710,521.95	- 134,962,316.88	-49%		


Prepared by:


MARIAN M. RIN
Administrative Officer II

Certified Correct:


JUNIMAR P. BACULO, CPA
Accountant IV

Approved by:


IMELDA M. MATEO, MD, MBAH, FPCCP, FPCCP
Medical Center Chief II

QUARTERLY REPORT OF REVENUE AND OTHER RECEIPTS
As of the Quarter Ending September 30, 2018


Department : Department of Health
Agency : Amang Rodriguez Memorial Medical Center
Operating Unit :
Organization Code (UACS) : 13 001 14 00012

CLASSIFICATION/SOURCES OF REVENUE AND OTEHR RECEIPTS	UACS Code	Revenue TARGET (Annual)	ACTUAL REVENUE AND OTHER RECEIPTS COLLECTIONS					CUMULATIVE REMITTANCE/DEPOSITS TO DATE			VARIANCE		Remarks	
			1st Quarter	2nd Quarter	3rd Quarter	4th Quarter	TOTAL	Remitt. to BTr	Deposited with AGDB	Total	Amount	%		
			4	5	6	7	8=(4+5+6+7)	9	10	11=(9+10)	12	13=(12/3)		
A. General Fund (formerly Fund 101)														
- Tax	4 01 04 010							-						
- Non-Tax (Service Income)								-						
Affiliation Fees	4 02 02 020													
Other Service Income	40201990-99	3,713,263.93	681,567.39	1,407,978.34	1,227,719.60	-	3,317,265.33		3,317,265.33	3,317,265.33	(395,998.60)	-11%		
Fines & Penalties - Service Income	4 02 02 140		-	-	-	-	-				-	0%		
Business Income														
Sales Revenue	40202160-99	174,421,598.33	27,504,137.53	70,641,009.25	55,939,075.36	-	154,084,222.14		154,084,222.14	154,084,222.14	(20,337,376.19)	-12%		
Hosp. Fee-Medical Supplies	40202170-02	19,290,436.61	2,248,404.54	2,801,595.88	2,948,707.98	-	7,998,708.40		7,998,708.40	7,998,708.40	(11,291,728.21)	-59%		
Hosp Fee- Medical Fees - Operating Room	40202170-03	2,124,916.82	404,764.99	450,170.42	146,513.55	-	1,001,448.96		1,001,448.96	1,001,448.96	(1,123,467.86)	-53%		
Hosp Fee- Medical Fees - Radiology	40202170-04	18,843,711.54	2,949,111.68	3,899,527.22	4,440,003.73	-	11,288,642.63		11,288,642.63	11,288,642.63	(7,555,068.91)	-40%		
Hosp Fee - Medical Fees - Laboratory	40202170-05	16,677,813.83	3,871,523.53	4,032,636.86	5,008,892.63	-	12,913,053.02		12,913,053.02	12,913,053.02	(3,764,760.81)	-23%		
Hosp. Fee- Medical Fees - Hemodialysis	40202170-06	250,347.35	98,257.90	25,749.00	40,805.12	-	164,812.02		164,812.02	164,812.02	(85,535.33)	-34%		
Hosp. Fee - Med. Fees - Cardio-Vascular Services	40202170-07	918,520.64	189,150.04	183,304.40	168,814.00	-	541,268.44		541,268.44	541,268.44	(377,252.20)	-41%		
Hosp. Fee- Med. Fees - Phys. Med. & Rehab. Services	40202170-09	1,221,105.60	278,930.00	261,770.00	289,520.00	-	830,220.00		830,220.00	830,220.00	(390,885.60)	-32%		
Hosp. Fee - Pulmonary	40202170-10	58,481.42	13,494.55	12,504.24	21,010.04	-	47,008.83		47,008.83	47,008.83	(11,472.59)	-20%		
Hospital Fee - Other Fees	40202170-99	20,626,110.57	4,419,804.30	3,776,344.34	5,207,493.29	-	13,403,641.93		13,403,641.93	13,403,641.93	(7,222,468.64)	-35%		
Other Income														
Subsidy from other National Government Agencies	40301060-00													
Income from Grants & Donations in Cash	4 04 02 01000	13,915,408.65	5,600,428.50	1,952,332.05	2,119,457.60	-	9,672,218.15		9,672,218.15	9,672,218.15	(4,243,190.50)	-30%		
Interest Income	4 02 02 210													
Share from Earnings of GOCCs	4 04 01 030													
Other Fines & Penalties	4 02 02 230													
B. Special Account in the General Fund (formerly 105,183,401,151-159)														
- Tax														
- Non-Tax														
C. Off-Budget Accounts (formerly Fund 161 to 164, etc)														
D. Custodial Funds (formerly Fund 101-184, 187)														
Guaranty / Security Deposits Payable	20401040-00	611,123.54	25.00	6,000.00	311,417.70	-	317,442.70	317,442.70		317,442.70	(293,680.84)	-48%		
Total		272,672,838.83	48,259,599.95	89,450,922.00	77,869,430.60	-	215,579,952.55	317,442.70	215,262,509.85	215,579,952.55	- 57,092,886.28	-21%		


Prepared by:


MARIAN M. RIN
Administrative Officer II

Certified Correct:


JUNIMAR P. BACULO, CPA
Accountant IV

Approved by:


IMELDA M. MATEO, MD, MBAH, FPCCP, FPCCP
Medical Center Chief II

QUARTERLY REPORT OF REVENUE AND OTHER RECEIPTS
As of the Quarter Ending December 31, 2018


Department : Department of Health
Agency : Amang Rodriguez Memorial Medical Center
Operating Unit :
Organization Code (UACS) : 13 001 14 00012

CLASSIFICATION/SOURCES OF REVENUE AND OTEHR RECEIPTS	UACS Code	Revenue TARGET (Annual)	ACTUAL REVENUE AND OTHER RECEIPTS COLLECTIONS					CUMULATIVE REMITTANCE/DEPOSITS TO DATE			VARIANCE		Remarks	
			1st Quarter	2nd Quarter	3rd Quarter	4th Quarter	TOTAL	Remitt. to BTr	Deposited with AGDB	Total	Amount	%		
			4	5	6	7	8=(4+5+6+7)	9	10	11=(9+10)	12	13=(12/3)		
A. General Fund (formerly Fund 101)														
- Tax	4 01 04 010							-						
- Non-Tax (Service Income)								-						
Affiliation Fees	4 02 02 020													
Other Service Income	40201990-99	3,713,263.93	681,567.39	1,407,978.34	1,227,719.60	642,069.84	3,959,335.17		3,959,335.17	3,959,335.17	246,071.24	7%		
Fines & Penalties - Service Income	4 02 02 140		-	-	-	-					-	0%		
Business Income														
Sales Revenue	40202160-99	174,421,598.33	27,504,137.53	70,641,009.25	55,939,075.36	52,009,992.24	206,094,214.38		206,094,214.38	206,094,214.38	31,672,616.05	18%		
Hosp. Fee-Medical Supplies	40202170-02	19,290,436.61	2,248,404.54	2,801,595.88	2,948,707.98	3,341,354.56	11,340,062.96		11,340,062.96	11,340,062.96	(7,950,373.65)	-41%		
Hosp Fee- Medical Fees - Operating Room	40202170-03	2,124,916.82	404,764.99	450,170.42	146,513.55	163,574.06	1,165,023.02		1,165,023.02	1,165,023.02	(959,893.80)	-45%		
Hosp Fee- Medical Fees - Radiology	40202170-04	18,843,711.54	2,949,111.68	3,899,527.22	4,440,003.73	4,691,006.02	15,979,648.65		15,979,648.65	15,979,648.65	(2,864,062.89)	-15%		
Hosp Fee - Medical Fees - Laboratory	40202170-05	16,677,813.83	3,871,523.53	4,032,636.86	5,008,892.63	4,182,333.75	17,095,386.77		17,095,386.77	17,095,386.77	417,572.94	3%		
Hosp. Fee- Medical Fees - Hemodialysis	40202170-06	250,347.35	98,257.90	25,749.00	40,805.12	19,174.20	183,986.22		183,986.22	183,986.22	(66,361.13)	-27%		
Hosp. Fee - Med. Fees - Cardio-Vascular Services	40202170-07	918,520.64	189,150.04	183,304.40	168,814.00	164,792.05	706,060.49		706,060.49	706,060.49	(212,460.15)	-23%		
Hosp. Fee- Med. Fees - Phys. Med. & Rehab. Services	40202170-09	1,221,105.60	278,930.00	261,770.00	289,520.00	268,305.00	1,098,525.00		1,098,525.00	1,098,525.00	(122,580.60)	-10%		
Hosp. Fee - Pulmonary	40202170-10	58,481.42	13,494.55	12,504.24	21,010.04	19,397.37	66,406.20		66,406.20	66,406.20	7,924.78	14%		
Hospital Fee - Other Fees	40202170-99	20,626,110.57	4,419,804.30	3,776,344.34	5,207,493.29	5,374,620.16	18,778,262.09		18,778,262.09	18,778,262.09	(1,847,848.48)	-9%		
Other Income														
Subsidy from other National Government Agencies	40301060-00													
Income from Grants & Donations in Cash	4 04 02 01000	13,915,408.65	5,600,428.50	1,952,332.05	2,119,457.60	2,214,772.50	11,886,990.65		11,886,990.65	11,886,990.65	(2,028,418.00)	-15%		
Interest Income	4 02 02 210													
Share from Earnings of GOCCs	4 04 01 030													
Other Fines & Penalties	4 02 02 230													
B. Special Account in the General Fund (formerly 105,183,401,151-159)														
- Tax														
- Non-Tax														
C. Off-Budget Accounts (formerly Fund 161 to 164, etc)														
D. Custodial Funds (formerly Fund 101-184, 187)														
Guaranty / Security Deposits Payable	20401040-00	611,123.54	25.00	6,000.00	311,417.70	1,646,206.50	1,963,649.20	1,963,649.20		1,963,649.20	1,352,525.66	221%		
Total		272,672,838.83	48,259,599.95	89,450,922.00	77,869,430.60	74,737,598.25	290,317,550.80	1,963,649.20	288,353,901.60	290,317,550.80	17,644,711.97	6%		


Prepared by:


MARIAN M. RIN
Administrative Officer II

Certified Correct:


JUNIMARO P. BACULO, CPA
Accountant IV

Approved by:


IMELDA M. MATEO, MD, MBAH, FPCCP, FPCCP
Medical Center Chief II