

## MONTHLY REPORT OF DISBURSEMENTS

For the month of January 31, 2018

**FAR No. 4**

Department: Health  
 Entity Name: "Amang" Rodriguez Memorial Medical Center  
 Operating Unit:  
 Organization Code (UACS): 13 001 14 00012  
 Funding Source Code (as clustered): 01  
 (e.g. Old Fund Code: 101,102, 151)

PARTICULARS	CURRENT YEAR BUDGET					PRIOR YEAR'S BUDGET					CURRENT YEAR'S ACCOUNTS PAYABLE					SUB-TOTAL	TRUST LIABILITIES				GRAND TOTAL					Remarks	
	PS	MOOE	Fin. Exp	CO	TOTAL	PS	MOOE	Fin. Exp	CO	Sub-Total	PS	MOOE	Fin. Exp	CO	TOTAL		PS	MOOE	CO	TOTAL	PS	MOOE	Fin. Exp	CO	TOTAL		
	2	3	4	5	6=(2+3+4+5)	7	8	9	10	11=(7+8+9+10)	12	13	14	15	16=(12+13+14+15)		17=(11+16)	18=(6+17)	19	20	21	22=(19+20+21)	23	24	25		26
<b>January 31, 2018</b>																											
Notice of Cash Allocation (NCA)																											
MDS Checks Issued	23,727,049.61	1,978,808.60			25,705,858.21	1,285,141.51	83,756.06			1,368,897.57					1,368,897.57	27,074,755.78					25,012,191.12	2,062,564.66				27,074,755.78	
Advice to Debit Account							3,225,158.74			3,225,158.74					3,225,158.74	3,225,158.74						3,225,158.74				3,225,158.74	
Working Fund (NCA issued to BTr)																											
Tax Remittance Advices Issued (TRA)																											
Cash Disbursement Ceiling (CDC)							369,773.79		645,702.69	1,015,476.48					1,015,476.48	1,015,476.48	5,732.89	5,313.39	11,046.28			375,506.68		651,016.08		1,026,522.76	
Non-Cash Availment Authority (NCAA)																											
Others (CDT, BTr, Docs Stamp, etc.)																											
<b>TOTAL</b>	23,727,049.61	1,978,808.60			25,705,858.21	1,285,141.51	3,678,688.59		645,702.69	5,609,522.79					5,609,522.79	31,315,391.00		5,732.89	5,313.39	11,046.28	25,012,191.12	5,663,230.08		651,016.08		31,326,437.28	
<b>February 28, 2018</b>																											
Notice of Cash Allocation																											
MDS Checks Issued																											
Advice to Debit Account																											
Tax Remittance Advices Issued																											
Cash Disbursement Ceiling																											
Non-Cash Availment Authority																											
Others (CDT, Docs Stamp, etc.)																											
<b>TOTAL</b>																											
<b>March 31, 2018</b>																											
Notice of Cash Allocation																											
MDS Checks Issued																											
Advice to Debit Account																											
Tax Remittance Advices Issued																											
Cash Disbursement Ceiling																											
Non-Cash Availment Authority																											
Others (CDT, Docs Stamp, etc.)																											
<b>TOTAL</b>																											
<b>1st QUARTER</b>																											
Notice of Cash Allocation																											
MDS Checks Issued	23,727,049.61	1,978,808.60			25,705,858.21	1,285,141.51	83,756.06			1,368,897.57					1,368,897.57	27,074,755.78					25,012,191.12	2,062,564.66				27,074,755.78	
Advice to Debit Account							3,225,158.74			3,225,158.74					3,225,158.74	3,225,158.74						3,225,158.74				3,225,158.74	
Tax Remittance Advices Issued																											
Cash Disbursement Ceiling							369,773.79		645,702.69	1,015,476.48					1,015,476.48	1,015,476.48	5,732.89	5,313.39	11,046.28			375,506.68		651,016.08		1,026,522.76	
Non-Cash Availment Authority																											
Others (CDT, Docs Stamp, etc.)																											
<b>GRAND TOTAL</b>	23,727,049.61	1,978,808.60			25,705,858.21	1,285,141.51	3,678,688.59		645,702.69	5,609,522.79					5,609,522.79	31,315,391.00		5,732.89	5,313.39	11,046.28	25,012,191.12	5,663,230.08		651,016.08		31,326,437.28	


**SUMMARY:**

	<u>Previous Report (-)</u>	<u>This month (Jan)</u>	<u>As of Date</u>
Total Disbursement Authorities Received			
NCA		93,144,111.00	93,144,111.00
Working Fund			
TRA		1,026,522.76	1,026,522.76
CDC			
NCAA			
Others (CDT, BTr, Docs Stamp, etc.)			
Less: Notice of Transfer Allocations (NTA)* issued			
<b>Total Disbursements Authorities Available</b>		94,170,633.76	94,170,633.76
Less: Lapsed NCA			
Disbursements *		(31,326,437.28)	(31,326,437.28)
<b>Balance of Disbursements Authorities as of to date</b>		<u>62,844,196.48</u>	<u>62,844,196.48</u>

	<u>Previous Report (-)</u>	<u>This month (January)</u>	<u>As of Date</u>
Total Disbursements Program	-	34,611,000.00	34,611,000.00
Less: * Actual Disbursements (Over)/Under spending	-	(31,326,437.28)	(31,326,437.28)
	-	<u>3,284,562.72</u>	<u>3,284,562.72</u>

Notes: The use of NTA is discouraged  
 \* Amounts should tally

Certified Correct:  
  
**JUNIMAR P. BACULO, CPA**  
 Accountant IV

Approved By:  
  
**JOANNA V. REMO, MD, MHA, FPPS**  
 OIC-Medical Center Chief II

Date:

Date:



## MONTHLY REPORT OF DISBURSEMENTS

For the month of March 31, 2018

**FAR No. 4**


Department: Health  
 Entity Name: "Amang" Rodriguez Memorial Medical Center  
 Operating Unit:  
 Organization Code (UACS): 13 001 14 00012  
 Funding Source Code (as clustered): 01  
 (e.g. Old Fund Code: 101,102, 151)

PARTICULARS	CURRENT YEAR BUDGET					PRIOR YEAR'S BUDGET										SUB-TOTAL	TRUST LIABILITIES				GRAND TOTAL					Remarks		
	PS	MOOE	Fin. Exp	CO	TOTAL	PRIOR YEARS ACCOUNTS PAYABLE					CURRENT YEAR'S ACCOUNTS PAYABLE						PS	MOOE	CO	TOTAL	PS	MOOE	Fin. Exp	CO	TOTAL			
						PS	MOOE	Fin. Exp	CO	Sub-Total	PS	MOOE	Fin. Exp	CO	Sub-Total												TOTAL	
1	2	3	4	5	6=(2+3+4+5)	7	8	9	10	11=(7+8+9+10)	12	13	14	15	16=(12+13+14+15)	17=(11+16)	18=(6+17)	19	20	21	22=(19+20+21)	23	24	25	26	27=(23+24+25+26)	28	
<b>January 31, 2018</b>																												
Notice of Cash Allocation																												
MDS Checks Issued	23,727,049.61	1,978,808.60			25,705,858.21	1,285,141.51	83,756.06			1,368,897.57					-	1,368,897.57	27,074,755.78				25,012,191.12			2,062,564.66			27,074,755.78	
Advice to Debit Account					-		3,225,158.74			3,225,158.74					-	3,225,158.74	3,225,158.74				-			3,225,158.74			3,225,158.74	
Working Fund (NCA issued to BTr)																												
Tax Remittance Advices Issued (TRA)							369,773.79			1,015,476.48						1,015,476.48	1,015,476.48		5,732.89	5,313.39	11,046.28			375,506.68		651,016.08	1,026,522.76	
Cash Disbursement Ceiling (CDC)																												
Non-Cash Availment Authority (NCAA)																												
Others (CDT, BTr Docs Stamp, etc.)																												
<b>TOTAL</b>	<b>23,727,049.61</b>	<b>1,978,808.60</b>	<b>-</b>	<b>-</b>	<b>25,705,858.21</b>	<b>1,285,141.51</b>	<b>3,678,688.59</b>	<b>-</b>	<b>645,702.69</b>	<b>5,609,532.79</b>	<b>-</b>	<b>-</b>	<b>-</b>	<b>-</b>	<b>-</b>	<b>5,609,532.79</b>	<b>31,315,391.00</b>	<b>-</b>	<b>5,732.89</b>	<b>5,313.39</b>	<b>11,046.28</b>	<b>25,012,191.12</b>	<b>-</b>	<b>5,663,230.08</b>	<b>-</b>	<b>651,016.08</b>	<b>31,326,437.28</b>	
<b>February 28, 2018</b>																												
Notice of Cash Allocation																												
MDS Checks Issued	44,629,202.26	484,863.73			45,114,066.99	3,319,572.89				3,319,572.89					-	3,319,572.89	48,433,638.88		62,111.00		62,111.00	47,948,775.15			546,974.73		48,495,749.88	
Advice to Debit Account					1,162,294.00					17,859,765.85					-	17,859,765.85	19,022,059.85				-			18,100,614.13		921,445.72	19,022,059.85	
Tax Remittance Advices Issued					116,737.69					169,700.41					-	169,700.41	286,438.10				-			286,438.10		-	286,438.10	
Cash Disbursement Ceiling																												
Non-Cash Availment Authority																												
Others (CDT, Docs Stamp, etc.)																												
<b>TOTAL</b>	<b>44,629,202.26</b>	<b>1,763,895.42</b>	<b>-</b>	<b>-</b>	<b>46,393,097.68</b>	<b>3,319,572.89</b>	<b>17,108,020.54</b>	<b>-</b>	<b>921,445.72</b>	<b>21,349,039.15</b>	<b>-</b>	<b>-</b>	<b>-</b>	<b>-</b>	<b>-</b>	<b>21,349,039.15</b>	<b>67,742,136.83</b>	<b>-</b>	<b>62,111.00</b>	<b>-</b>	<b>62,111.00</b>	<b>47,948,775.15</b>	<b>-</b>	<b>18,934,026.96</b>	<b>-</b>	<b>921,445.72</b>	<b>67,804,247.83</b>	
<b>March 31, 2018</b>																												
Notice of Cash Allocation																												
MDS Checks Issued	36,284,693.15	2,534,555.85			38,819,249.00	1,627,869.21	619,755.20			2,247,624.41					-	2,247,624.41	41,066,873.41					37,912,562.36			3,154,311.05		41,066,873.41	
Advice to Debit Account					803,016.44					697,915.14					-	697,915.14	1,500,931.58					386,777.72			1,114,153.86		1,500,931.58	
Tax Remittance Advices Issued	4,908,666.79	44,080.66			4,952,747.45					1,044,420.62					-	1,044,420.62	5,997,168.07		4,731.43		4,731.43	4,908,666.79			1,064,006.57		6,001,899.50	
Cash Disbursement Ceiling																												
Non-Cash Availment Authority																												
Others (CDT, Docs Stamp, etc.)																												
<b>TOTAL</b>	<b>41,193,359.94</b>	<b>3,381,652.95</b>	<b>-</b>	<b>-</b>	<b>44,575,012.89</b>	<b>2,014,646.93</b>	<b>1,946,087.10</b>	<b>-</b>	<b>29,226.14</b>	<b>3,989,960.17</b>	<b>-</b>	<b>-</b>	<b>-</b>	<b>-</b>	<b>-</b>	<b>3,989,960.17</b>	<b>48,564,973.06</b>	<b>-</b>	<b>4,731.43</b>	<b>-</b>	<b>4,731.43</b>	<b>43,208,006.87</b>	<b>-</b>	<b>5,332,471.48</b>	<b>-</b>	<b>29,226.14</b>	<b>48,569,704.49</b>	
<b>1st QUARTER</b>																												
Notice of Cash Allocation																												
MDS Checks Issued	104,640,945.02	4,998,228.18			109,639,173.20	6,232,583.61	703,511.26			6,936,094.87					-	6,936,094.87	116,575,268.07		62,111.00		62,111.00	110,873,528.63			5,763,850.44		116,637,379.07	
Advice to Debit Account					1,965,310.44					21,782,839.73					-	21,782,839.73	23,748,150.17					386,777.72			22,439,926.73		23,748,150.17	
Tax Remittance Advices Issued	4,908,666.79	160,818.35			5,069,485.14					2,229,597.51					-	2,229,597.51	7,299,082.65		10,464.32	5,313.39	15,777.71	4,908,666.79			1,725,951.35		7,314,860.36	
Cash Disbursement Ceiling																												
Non-Cash Availment Authority																												
Others (CDT, Docs Stamp, etc.)																												
<b>GRAND TOTAL</b>	<b>109,549,611.81</b>	<b>7,124,356.97</b>	<b>-</b>	<b>-</b>	<b>116,673,968.78</b>	<b>6,619,361.33</b>	<b>22,732,796.23</b>	<b>-</b>	<b>1,596,374.55</b>	<b>30,948,532.11</b>	<b>-</b>	<b>-</b>	<b>-</b>	<b>-</b>	<b>-</b>	<b>30,948,532.11</b>	<b>147,622,500.89</b>	<b>-</b>	<b>72,575.32</b>	<b>5,313.39</b>	<b>77,888.71</b>	<b>116,168,973.14</b>	<b>-</b>	<b>29,929,728.52</b>	<b>-</b>	<b>1,601,687.94</b>	<b>147,700,389.60</b>	


**SUMMARY:**

	Previous Report (Feb)	This month (Mar)	As of Date		Previous Report (Feb)	This month (March)	As of Date
Total Disbursement Authorities Received				Total Disbursements Program	100,401,000.00	38,640,000.00	139,041,000.00
NCA	133,467,512.00	7,571,586.00	141,039,098.00	Less: * Actual Disbursements	(99,130,685.11)	(48,569,704.49)	(147,700,389.60)
Working Fund				(Over)/Under spending	1,270,314.89	(9,229,704.49)	(8,659,389.60)
TRA	1,312,960.86	6,001,899.50	7,314,860.36				
CDC							
NCAA							
Others (CDT, BTr Docs Stamp, etc.)							
Less: Notice of Transfer Allocations (NTA)* issued							
<b>Total Disbursements Authorities Available</b>	<b>134,780,472.86</b>	<b>13,573,485.50</b>	<b>148,353,958.36</b>				
Less: Lapsed NCA							
Disbursements *	(99,130,685.11)	(48,569,704.49)	(147,700,389.60)				
<b>Balance of Disbursements Authorities as of to date</b>	<b>35,649,787.75</b>	<b>(35,028,601.75)</b>	<b>621,186.00</b>				

Notes: The use of NTA is discouraged  
 \* Amounts should tally

Certified Correct:   
**JUNIMARO P. BACULO, CPA**  
 Accountant IV

Date: \_\_\_\_\_

Approved By:   
**IMELDA M. MATEO, MD, MBAH, FPCP, FPCCP**  
 Medical Center Chief II

Date: \_\_\_\_\_

## MONTHLY REPORT OF DISBURSEMENTS

For the month of April 30, 2018



**FAR No. 4**

Department: Health  
 Entity Name: "Amang" Rodriguez Memorial Medical Center  
 Operating Unit:  
 Organization Code (UACS): 13 001 14 00012  
 Funding Source Code (as clustered): 01  
 (e.g. Old Fund Code: 101,102, 151)

PARTICULARS	CURRENT YEAR BUDGET					PRIOR YEAR'S BUDGET					SUB-TOTAL	TRUST LIABILITIES				GRAND TOTAL				Remarks								
	PS	MOOE	Fin. Exp	CO	TOTAL	PRIOR YEAR'S ACCOUNTS PAYABLE				CURRENT YEAR'S ACCOUNTS PAYABLE					PS	MOOE	CO	TOTAL	PS		MOOE	Fin. Exp	CO	TOTAL				
						PS	MOOE	Fin. Exp	CO	Sub-Total		PS	MOOE	Fin. Exp											CO	Sub-Total	PS	MOOE
1	2	3	4	5	6=(2+3+4+5)	7	8	9	10	11=(7+8+9+10)	12	13	14	15	16=(12+13+14+15)	17=(11+16)	18=(6+17)	19	20	21	22=(19+20+21)	23	24	25	26	27=(23+24+25+26)	28	
<b>April 30, 2018</b>																												
Notice of Cash Allocation (NCA)																												
MDS Checks Issued	32,981,486.63	658,508.06			33,639,994.69	512,330.67	4,500.00			516,830.67						516,830.67	34,156,825.36		11,515.00		11,515.00	33,493,817.30	674,523.06				34,168,340.36	
Advice to Debit Account		2,259,561.09			2,259,561.09	183,500.47	2,014,126.30		1,816,371.01	4,013,997.78						4,013,997.78	6,273,558.87					183,500.47	4,273,687.39		1,816,371.01		6,273,558.87	
Working Fund (NCA issued to BTr)																												
Tax Remittance Advices Issued (TRA)		150,486.07			150,486.07		17,968.90			17,968.90						17,968.90	168,454.97						168,454.97				168,454.97	
Cash Disbursement Ceiling (CDC)																												
Non-Cash Availment Authority (NCAA)																												
Others (CDT, BTr Docs Stamp, etc.)																												
<b>TOTAL</b>	32,981,486.63	3,068,555.22			36,050,041.85	695,831.14	2,036,595.20		1,816,371.01	4,548,797.35						4,548,797.35	40,598,839.20		11,515.00		11,515.00	33,677,317.77	5,116,665.42		1,816,371.01		40,610,354.20	
<b>May 31, 2018</b>																												
Notice of Cash Allocation (NCA)																												
MDS Checks Issued																												
Advice to Debit Account																												
Tax Remittance Advices Issued																												
Cash Disbursement Ceiling																												
Non-Cash Availment Authority																												
Others (CDT, Docs Stamp, etc.)																												
<b>TOTAL</b>																												
<b>June 30, 2018</b>																												
Notice of Cash Allocation (NCA)																												
MDS Checks Issued																												
Advice to Debit Account																												
Tax Remittance Advices Issued																												
Cash Disbursement Ceiling																												
Non-Cash Availment Authority																												
Others (CDT, Docs Stamp, etc.)																												
<b>TOTAL</b>																												
<b>2nd QUARTER</b>																												
Notice of Cash Allocation (NCA)																												
MDS Checks Issued	32,981,486.63	658,508.06			33,639,994.69	512,330.67	4,500.00			516,830.67						516,830.67	34,156,825.36		11,515.00		11,515.00	33,493,817.30	674,523.06				34,168,340.36	
Advice to Debit Account		2,259,561.09			2,259,561.09	183,500.47	2,014,126.30		1,816,371.01	4,013,997.78						4,013,997.78	6,273,558.87					183,500.47	4,273,687.39		1,816,371.01		6,273,558.87	
Tax Remittance Advices Issued		150,486.07			150,486.07		17,968.90			17,968.90						17,968.90	168,454.97						168,454.97				168,454.97	
Cash Disbursement Ceiling																												
Non-Cash Availment Authority																												
Others (CDT, Docs Stamp, etc.)																												
<b>TOTAL</b>	32,981,486.63	3,068,555.22			36,050,041.85	695,831.14	2,036,595.20		1,816,371.01	4,548,797.35						4,548,797.35	40,598,839.20		11,515.00		11,515.00	33,677,317.77	5,116,665.42		1,816,371.01		40,610,354.20	

SUMMARY:	Previous Report (March)			This month (April)			As of Date			Previous Report (March)			This month (April)			As of Date												
Total Disbursement Authorities Received																												
NCA																												
Working Fund																												
TRA																												
CDC																												
NCAA																												
Others (CDT, BTr Docs Stamp, etc.)																												
Less: Notice of Transfer Allocations (NTA)* issued																												
<b>Total Disbursements Authorities Available</b>																												
Less: Lapsed NCA																												
Disbursements *																												
<b>Balance of Disbursements Authorities as of to date</b>																												

Notes: The use of NTA is discouraged  
 \* Amounts should tally

Certified Correct:  <b>JUNIMARO P. BACULO, CPA</b> Accountant IV	Reg 98,683,514.77 TR 877,731.00  99,561,245.77	Approved By:  <b>IMELDA M. MATEO, MD, MBAH, FPCCP, FPCCP</b> Medical Center Chief II
Date: _____	Date: _____	Date: _____

## MONTHLY REPORT OF DISBURSEMENTS

For the month of May 31, 2018

Department: Health  
 Entity Name: "Amang" Rodriguez Memorial Medical Center  
 Operating Unit:  
 Organization Code (UACS): 13 001 14 00012  
 Funding Source Code (as clustered): 01

(e.g. Old Fund Code: 101,102, 151)

**FAR No. 4**


PARTICULARS	CURRENT YEAR BUDGET					PRIOR YEAR'S BUDGET										TRUST LIABILITIES				GRAND TOTAL					Remarks				
	PS	MOOE	Fin. Exp	CO	TOTAL	PRIOR YEAR'S ACCOUNTS PAYABLE					CURRENT YEAR'S ACCOUNTS PAYABLE					TOTAL	SUB-TOTAL	PS	MOOE	CO	TOTAL	PS	MOOE	Fin. Exp		CO	TOTAL		
	2	3	4	5	6=(2+3+4+5)	7	8	9	10	11=(7+8+9+10)	12	13	14	15	16=(12+13+14+15)	17=(11+16)	18=(6+17)	19	20	21	22=(19+20+21)	23	24	25		26	27=(23+24+25+26)	28	
<b>April 30, 2018</b>																													
Notice of Cash Allocation (NCA)																													
MDS Checks Issued	32,981,486.63	658,508.06			33,639,994.69	512,330.67	4,500.00			516,830.67					516,830.67	34,156,825.36		11,515.00			11,515.00	33,493,817.30	674,523.06	-	-			34,168,340.36	
Advice to Debit Account		2,259,561.09			2,259,561.09	183,500.47	2,014,126.30		1,816,371.01	4,013,997.78					4,013,997.78	6,273,558.87					183,500.47	4,273,687.39	-	-	1,816,371.01			6,273,558.87	
Working Fund (NCA issued to BTr)																													
Tax Remittance Advices Issued (TRA)		150,486.07			150,486.07		17,968.90			17,968.90					17,968.90	168,454.97							168,454.97	-	-			168,454.97	
Cash Disbursement Ceiling (CDC)																													
Non-Cash Availment Authority (NCAA)																													
Others (CDT, BTr Docs Stamp, etc.)																													
<b>TOTAL</b>	<b>32,981,486.63</b>	<b>3,068,555.22</b>	<b>-</b>	<b>-</b>	<b>36,050,041.85</b>	<b>695,831.14</b>	<b>2,036,595.20</b>	<b>-</b>	<b>1,816,371.01</b>	<b>4,548,797.35</b>	<b>-</b>	<b>-</b>	<b>-</b>	<b>-</b>	<b>4,548,797.35</b>	<b>40,598,839.20</b>	<b>-</b>	<b>11,515.00</b>	<b>-</b>	<b>-</b>	<b>11,515.00</b>	<b>33,677,317.77</b>	<b>5,116,665.42</b>	<b>-</b>	<b>-</b>	<b>1,816,371.01</b>	<b>-</b>	<b>40,610,354.20</b>	
<b>May 31, 2018</b>																													
Notice of Cash Allocation (NCA)																													
MDS Checks Issued	53,097,550.85	989,422.80			54,086,973.65	127,704.67				127,704.67					127,704.67	54,214,678.32		105,600.00			105,600.00	53,225,255.52	1,095,022.80	-	-			54,320,278.32	
Advice to Debit Account		2,958,942.75			2,958,942.75	5,713,094.70	188,577.28		188,577.28	188,577.28					188,577.28	5,901,671.98					2,958,942.75	2,942,729.23	-	-			5,901,671.98		
Tax Remittance Advices Issued		2,870,943.13			2,870,943.13		142,598.67		139,203.71	281,802.38					281,802.38	3,231,161.71					2,870,943.13	221,014.87	-	-	139,203.71		3,231,161.71		
Cash Disbursement Ceiling																													
Non-Cash Availment Authority																													
Others (CDT, Docs Stamp, etc.)																													
<b>TOTAL</b>	<b>58,927,436.73</b>	<b>3,821,990.95</b>	<b>-</b>	<b>-</b>	<b>62,749,427.68</b>	<b>127,704.67</b>	<b>331,175.95</b>	<b>-</b>	<b>139,203.71</b>	<b>598,084.33</b>	<b>-</b>	<b>-</b>	<b>-</b>	<b>-</b>	<b>598,084.33</b>	<b>63,347,512.01</b>	<b>-</b>	<b>105,600.00</b>	<b>-</b>	<b>-</b>	<b>105,600.00</b>	<b>59,055,141.40</b>	<b>4,258,766.90</b>	<b>-</b>	<b>-</b>	<b>139,203.71</b>	<b>-</b>	<b>63,453,112.01</b>	
<b>June 30, 2018</b>																													
Notice of Cash Allocation (NCA)																													
MDS Checks Issued																													
Advice to Debit Account																													
Tax Remittance Advices Issued																													
Cash Disbursement Ceiling																													
Non-Cash Availment Authority																													
Others (CDT, Docs Stamp, etc.)																													
<b>TOTAL</b>	<b>-</b>	<b>-</b>	<b>-</b>	<b>-</b>	<b>-</b>	<b>-</b>	<b>-</b>	<b>-</b>	<b>-</b>	<b>-</b>	<b>-</b>	<b>-</b>	<b>-</b>	<b>-</b>	<b>-</b>	<b>-</b>	<b>-</b>	<b>-</b>	<b>-</b>	<b>-</b>	<b>-</b>	<b>-</b>	<b>-</b>	<b>-</b>	<b>-</b>	<b>-</b>	<b>-</b>	<b>-</b>	
<b>2nd QUARTER</b>																													
Notice of Cash Allocation																													
MDS Checks Issued	86,079,037.48	1,647,930.86			87,726,968.34	640,035.34	4,500.00			644,535.34					644,535.34	88,371,503.68		117,115.00			117,115.00	86,719,072.82	1,769,545.86	-	-			88,488,618.68	
Advice to Debit Account		5,013,713.04			5,013,713.04	183,500.47	2,202,703.58		1,816,371.01	4,202,575.06					4,202,575.06	12,175,230.85					5,013,713.04	7,216,416.62	-	-	1,816,371.01		12,175,230.85		
Tax Remittance Advices Issued		2,870,943.13			2,870,943.13		160,567.57		139,203.71	299,771.28					299,771.28	3,399,616.68					2,870,943.13	389,469.84	-	-	139,203.71		3,399,616.68		
Cash Disbursement Ceiling																													
Non-Cash Availment Authority																													
Others (CDT, Docs Stamp, etc.)																													
<b>TOTAL</b>	<b>91,908,923.36</b>	<b>6,890,546.17</b>	<b>-</b>	<b>-</b>	<b>98,799,469.53</b>	<b>823,535.81</b>	<b>2,367,771.15</b>	<b>-</b>	<b>1,955,574.72</b>	<b>5,146,881.68</b>	<b>-</b>	<b>-</b>	<b>-</b>	<b>-</b>	<b>5,146,881.68</b>	<b>103,946,351.21</b>	<b>-</b>	<b>117,115.00</b>	<b>-</b>	<b>-</b>	<b>117,115.00</b>	<b>92,732,459.17</b>	<b>9,375,432.32</b>	<b>-</b>	<b>-</b>	<b>1,955,574.72</b>	<b>-</b>	<b>104,063,466.21</b>	


**SUMMARY:**

	<u>Previous Report (April)</u>	<u>This month (May)</u>	<u>As of Date</u>
Total Disbursement Authorities Received			
NCA		280,421,057.00	280,421,057.00
Working Fund			
TRA		7,483,315.33	10,714,477.04
CDC			
NCAA			
Others (CDT, BTr Docs Stamp, etc.)			
Less: Notice of Transfer Allocations (NTA)* issued			
<b>Total Disbursements Authorities Available</b>		<b>287,904,372.33</b>	<b>291,135,534.04</b>
Less: Lapsed NCA		(32,382.76)	(32,382.76)
Disbursements *	(188,310,743.80)	(63,453,112.01)	(251,763,855.81)
<b>Balance of Disbursements Authorities as of date</b>	<b>99,561,245.77</b>	<b>(60,221,950.30)</b>	<b>39,339,295.47</b>

	<u>Previous Report (April)</u>	<u>This month (May)</u>	<u>As of Date</u>
Total Disbursements Program	184,152,000.00	59,492,000.00	243,644,000.00
Less: * Actual Disbursements (Over)/Under spending	(188,310,743.80)	(63,453,112.01)	(251,763,855.81)
	<u>(4,158,743.80)</u>	<u>(3,961,112.01)</u>	<u>(8,119,855.81)</u>

Notes: The use of NTA is discouraged  
 \* Amounts should tally

Certified Correct:   
**JUNIMAR P. BACULO, CPA**  
 Accountant IV  
 Date: \_\_\_\_\_

Approved By:   
**IMELDA M. MATEO, MD, MBAH, FPCCP, FPCCP**  
 Medical Center Chief II  
 Date: \_\_\_\_\_

# MONTHLY REPORT OF DISBURSEMENTS

## For the month of June 30, 2018

**FAR No. 4**

Department: Health  
 Entity Name: "Amang" Rodriguez Memorial Medical Center  
 Operating Unit:  
 Organization Code (UACS): 13 001 14 00012  
 Funding Source Code (as clustered): 01  
 (e.g. Old Fund Code: 101,102, 151)


PARTICULARS	CURRENT YEAR BUDGET					PRIOR YEAR'S BUDGET					CURRENT YEAR'S ACCOUNTS PAYABLE					SUB-TOTAL	TRUST LIABILITIES				GRAND TOTAL				Remarks		
	PS	MOOE	Fin. Exp	CO	TOTAL	PS	MOOE	Fin. Exp	CO	Sub-Total	PS	MOOE	Fin. Exp	CO	Sub-Total		PS	MOOE	CO	TOTAL	PS	MOOE	Fin. Exp	CO		TOTAL	
	2	3	4	5	6=(2+3+4+5)	7	8	9	10	11=(7+8+9+10)	12	13	14	15	16=(12+13+14+15)		17=(11+16)	18=(6+17)	19	20	21	22=(19+20+21)	23	24		25	26
<b>April 30, 2018</b>																											
Notice of Cash Allocation (NCA)																											
MDS Checks Issued	32,981,486.63	658,508.06			33,639,994.69	512,330.67	4,500.00			516,830.67					516,830.67	34,156,825.36		11,515.00			11,515.00	33,493,817.30	674,523.06	-	-	34,168,340.36	
Advice to Debit Account		2,259,561.09			2,259,561.09	183,500.47	2,014,126.30		1,816,371.01	4,013,997.78					4,013,997.78	6,273,558.87					183,500.47	4,273,687.39	-	-	1,816,371.01	6,273,558.87	
Working Fund (NCA issued to BTr)																											
Tax Remittance Advices Issued (TRA)		150,486.07			150,486.07		17,968.90			17,968.90					17,968.90	168,454.97							168,454.97	-	-	168,454.97	
Cash Disbursement Ceiling (CDC)																											
Non-Cash Availment Authority (NCAA)																											
Others (CDT, BTr Docs Stamp, etc.)																											
<b>TOTAL</b>	32,981,486.63	3,068,555.22	-	-	36,050,041.85	695,831.14	2,036,595.20	-	1,816,371.01	4,548,797.35	-	-	-	-	4,548,797.35	40,598,839.20	-	11,515.00	-	-	11,515.00	33,677,317.77	5,116,665.42	-	-	1,816,371.01	40,610,354.20
<b>May 31, 2018</b>																											
Notice of Cash Allocation (NCA)																											
MDS Checks Issued	53,097,550.85	989,422.80			54,086,973.65	127,704.67				127,704.67					127,704.67	54,214,678.32		105,600.00			105,600.00	53,225,255.52	1,095,022.80	-	-	54,320,278.32	
Advice to Debit Account	2,958,942.75	2,754,151.95			5,713,094.70	188,577.28	188,577.28			377,154.56					377,154.56	5,901,671.98					2,958,942.75	2,942,729.23	-	-	5,901,671.98		
Tax Remittance Advices Issued	2,870,943.13	78,416.20			2,949,359.33	142,598.67		139,203.71		281,802.38					281,802.38	3,231,161.71					2,870,943.13	221,014.87	-	-	139,203.71	3,231,161.71	
Cash Disbursement Ceiling																											
Non-Cash Availment Authority																											
Others (CDT, Docs Stamp, etc.)																											
<b>TOTAL</b>	58,927,436.73	3,821,990.95	-	-	62,749,427.68	127,704.67	331,175.95	-	139,203.71	598,084.33	-	-	-	-	598,084.33	63,347,512.01	-	105,600.00	-	-	105,600.00	59,055,141.40	4,258,766.90	-	-	139,203.71	63,453,112.01
<b>June 30, 2018</b>																											
Notice of Cash Allocation (NCA)																											
MDS Checks Issued	33,504,272.97	1,260,239.60			34,764,512.57	24,873.89				24,873.89					24,873.89	34,789,386.46		280,910.53			280,910.53	33,529,146.86	1,541,150.13	-	-	35,070,296.99	
Advice to Debit Account	257,221.16	2,579,951.06			2,837,172.22	410,955.45	384,898.60			795,854.05					795,854.05	3,633,026.27					668,176.61	2,964,849.66	-	-	-	3,633,026.27	
Tax Remittance Advices Issued	2,961,912.40	163,157.19			3,125,069.59	10,966.62				10,966.62					10,966.62	3,136,036.21					2,961,912.40	174,123.81	-	-	-	3,136,036.21	
Cash Disbursement Ceiling																											
Non-Cash Availment Authority																											
Others (CDT, Docs Stamp, etc.)																											
<b>TOTAL</b>	36,723,406.53	4,003,347.85	-	-	40,726,754.38	435,829.34	395,865.22	-	-	831,694.56	-	-	-	-	831,694.56	41,558,448.94	-	280,910.53	-	-	280,910.53	37,159,235.87	4,680,123.60	-	-	41,839,359.47	
<b>2nd QUARTER</b>																											
Notice of Cash Allocation																											
MDS Checks Issued	119,583,310.45	2,908,170.46			122,491,480.91	664,909.23	4,500.00			669,409.23					669,409.23	123,160,890.14		398,025.53			398,025.53	120,248,219.68	3,310,695.99	-	-	123,558,915.67	
Advice to Debit Account	3,216,163.91	7,593,664.10			10,809,828.01	594,455.92	2,587,602.18		1,816,371.01	4,998,429.11					4,998,429.11	15,808,257.12					3,810,619.83	10,181,266.28	-	-	1,816,371.01	15,808,257.12	
Tax Remittance Advices Issued	5,832,855.53	392,059.46			6,224,914.99	171,534.19			139,203.71	310,737.90					310,737.90	6,535,652.89					5,832,855.53	563,593.65	-	-	139,203.71	6,535,652.89	
Cash Disbursement Ceiling																											
Non-Cash Availment Authority																											
Others (CDT, Docs Stamp, etc.)																											
<b>GRAND TOTAL</b>	128,632,329.89	10,893,894.02	-	-	139,526,223.91	1,259,365.15	2,763,636.37	-	1,955,574.72	5,978,576.24	-	-	-	-	5,978,576.24	145,504,800.15	-	398,025.53	-	-	398,025.53	129,891,695.04	14,055,555.92	-	-	1,955,574.72	145,902,825.68


**SUMMARY:**

	Previous Report (May)	This month (June)	As of Date
Total Disbursement Authorities Received			
NCA		280,421,057.00	992,586.00
Working Fund			281,413,643.00
TRA	10,714,477.04		3,136,036.21
CDC			
NCAA			
Others (CDT, BTr Docs Stamp, etc.)			
<b>Less: Notice of Transfer Allocations (NTA)* issued</b>			
<b>Total Disbursements Authorities Available</b>	291,135,534.04	4,128,622.21	295,264,156.25
<b>Less: Lapsed NCA</b>	(32,382.76)	(144,751.74)	(177,134.50)
<b>Disbursements *</b>	(251,763,855.81)	(41,839,359.47)	(293,603,215.28)
<b>Balance of Disbursements Authorities as of date</b>	39,339,295.47	(37,855,489.00)	1,483,806.47

	Previous Report (May)	This month (June)	As of Date
Total Disbursements Program	243,644,000.00	37,876,000.00	281,520,000.00
Less: * Actual Disbursements (Over)/Under spending	(251,763,855.81)	(41,839,359.47)	(293,603,215.28)
	(8,119,855.81)	(3,963,359.47)	(12,083,215.28)

Notes: The use of NTA is discouraged  
 \* Amounts should tally

Certified Correct:   
**JUNIMARO P. BACULO, CPA**  
 Accountant IV  
 Date: \_\_\_\_\_

Approved By:   
**IMELDA M. MATEO, MD, MBAH, FPCCP, FPCCP**  
 Medical Center Chief II  
 Date: \_\_\_\_\_







# MONTHLY REPORT OF DISBURSEMENTS

For the month of September 30, 2018

**FAR No. 4**

Department: Health  
 Entity Name: "Amang" Rodriguez Memorial Medical Center  
 Operating Unit:  
 Organization Code (UACS): 13 001 14 00012  
 Funding Source Code (as clustered): 01

(e.g. Old Fund Code: 101,102, 151)

PARTICULARS	CURRENT YEAR BUDGET					PRIOR YEAR'S BUDGET											SUB-TOTAL	TRUST LIABILITIES				GRAND TOTAL					Remarks	
	PS	MOOE	Fin. Exp	CO	TOTAL	PRIOR YEAR'S ACCOUNTS PAYABLE				CURRENT YEAR'S ACCOUNTS PAYABLE					TOTAL	PS		MOOE	CO	TOTAL	PS	MOOE	Fin. Exp	CO	TOTAL			
						PS	MOOE	Fin. Exp	CO	Sub-Total	PS	MOOE	Fin. Exp	CO												Sub-Total		
1	2	3	4	5	6=(2+ 3+4+5)	7	8	9	10	11=(7+ 8+9+10)	12	13	14	15	16=(12+ 13+14+15)	17=(11+16)	18=(6+17)	19	20	21	22=(19+20+21)	23	24	25	26	27=(23+24+25+26)	28	
<b>July 31, 2018</b>																												
Notice of Cash Allocation (NCA)																												
MDS Checks Issued	30,446,609.86	265,679.71			30,712,289.57	90,997.87				90,997.87					-	90,997.87	30,803,287.44		2,004.00		2,004.00	30,537,607.73	267,683.71	-			30,805,291.44	
Advice to Debit Account	4,708,580.49	3,589,719.99			8,298,300.48		3,084,515.10			3,084,515.10					-	3,084,515.10	11,382,815.58					4,708,580.49	6,674,235.09	-			11,382,815.58	
Working Fund (NCA issued to BTr)																												
Tax Remittance Advices Issued (TRA)	4,936,661.47	152,492.03			5,089,153.50		17,677.30			17,677.30					-	17,677.30	5,106,830.80					4,936,661.47	170,169.33	-			5,106,830.80	
Cash Disbursement Ceiling (CDC)																												
Non-Cash Availment Authority (NCAA)																												
Others (CDT, BTr Docs Stamp, etc.)																												
<b>TOTAL</b>	<b>40,091,851.82</b>	<b>4,007,891.73</b>	<b>-</b>	<b>-</b>	<b>44,099,743.55</b>	<b>90,997.87</b>	<b>3,102,192.40</b>	<b>-</b>	<b>-</b>	<b>3,193,190.27</b>	<b>-</b>	<b>-</b>	<b>-</b>	<b>-</b>	<b>-</b>	<b>3,193,190.27</b>	<b>47,292,933.82</b>	<b>-</b>	<b>2,004.00</b>	<b>-</b>	<b>2,004.00</b>	<b>40,182,849.69</b>	<b>7,112,088.13</b>	<b>-</b>	<b>-</b>	<b>-</b>	<b>47,294,937.82</b>	
<b>August 31, 2018</b>																												
Notice of Cash Allocation (NCA)																												
MDS Checks Issued	29,926,319.66	403,032.61			30,329,352.27	22,180.58				22,180.58					-	22,180.58	30,351,532.85		30,800.00		30,800.00	29,948,500.24	433,832.61	-			30,382,332.85	
Advice to Debit Account	2,615,727.70	2,615,727.70			5,231,455.40	1,805,665.87				1,805,665.87					-	1,805,665.87	7,037,198.72					2,615,727.70	4,421,393.57	-			7,037,198.72	
Tax Remittance Advices Issued	2,527,634.52	195,011.95			2,722,646.47		176,384.57			176,384.57					-	176,384.57	2,899,031.04					2,527,634.52	371,396.52	-			2,899,031.04	
Cash Disbursement Ceiling																												
Non-Cash Availment Authority																												
Others (CDT, Docs Stamp, etc.)																												
<b>TOTAL</b>	<b>32,453,954.18</b>	<b>3,213,772.26</b>	<b>-</b>	<b>-</b>	<b>35,667,726.44</b>	<b>22,180.58</b>	<b>1,982,050.44</b>	<b>-</b>	<b>-</b>	<b>2,004,231.02</b>	<b>-</b>	<b>-</b>	<b>-</b>	<b>-</b>	<b>-</b>	<b>2,004,231.02</b>	<b>37,671,957.46</b>	<b>-</b>	<b>30,800.00</b>	<b>-</b>	<b>30,800.00</b>	<b>32,476,134.76</b>	<b>5,226,622.70</b>	<b>-</b>	<b>-</b>	<b>-</b>	<b>37,702,757.46</b>	
<b>September 30, 2018</b>																												
Notice of Cash Allocation (NCA)																												
MDS Checks Issued	31,939,241.72	943,881.30			32,883,123.02	133,205.04				133,205.04					-	133,205.04	33,016,328.06		737,799.20		737,799.20	32,072,446.76	1,681,680.50	-			33,754,127.26	
Advice to Debit Account	506,660.26	5,283,526.58			5,790,186.84	282,587.66			7,186,404.86	7,468,992.52					-	7,468,992.52	13,259,179.36					506,660.26	5,566,114.24	-		7,186,404.86	13,259,179.36	
Tax Remittance Advices Issued	3,251,924.44	107,678.35			3,359,602.79				134,751.19	134,751.19					-	134,751.19	3,494,353.98					3,251,924.44	107,678.35	-		134,751.19	3,494,353.98	
Cash Disbursement Ceiling																												
Non-Cash Availment Authority																												
Others (CDT, Docs Stamp, etc.)																												
<b>TOTAL</b>	<b>35,697,826.42</b>	<b>6,335,086.23</b>	<b>-</b>	<b>-</b>	<b>42,032,912.65</b>	<b>133,205.04</b>	<b>282,587.66</b>	<b>-</b>	<b>7,321,156.05</b>	<b>7,736,948.75</b>	<b>-</b>	<b>-</b>	<b>-</b>	<b>-</b>	<b>-</b>	<b>7,736,948.75</b>	<b>49,769,861.40</b>	<b>-</b>	<b>737,799.20</b>	<b>-</b>	<b>737,799.20</b>	<b>35,831,031.46</b>	<b>7,355,473.09</b>	<b>-</b>	<b>-</b>	<b>7,321,156.05</b>	<b>50,507,660.60</b>	
<b>3rd QUARTER</b>																												
Notice of Cash Allocation																												
MDS Checks Issued	92,312,171.24	1,612,593.62			93,924,764.86	246,383.49				246,383.49					-	246,383.49	94,171,148.35		770,603.20		770,603.20	92,558,554.73	2,383,196.82	-			94,941,751.55	
Advice to Debit Account	5,215,240.75	11,488,974.27			16,704,215.02				7,186,404.86	12,359,173.49					-	12,359,173.49	29,063,388.51					5,215,240.75	16,661,742.90	-		7,186,404.86	29,063,388.51	
Tax Remittance Advices Issued	10,716,220.43	455,182.33			11,171,402.76				134,751.19	328,813.06					-	328,813.06	11,500,215.82					10,716,220.43	649,244.20	-		134,751.19	11,500,215.82	
Cash Disbursement Ceiling																												
Non-Cash Availment Authority																												
Others (CDT, Docs Stamp, etc.)																												
<b>GRAND TOTAL</b>	<b>108,243,632.42</b>	<b>13,556,750.22</b>	<b>-</b>	<b>-</b>	<b>121,800,382.64</b>	<b>246,383.49</b>	<b>5,366,830.50</b>	<b>-</b>	<b>7,321,156.05</b>	<b>12,934,370.04</b>	<b>-</b>	<b>-</b>	<b>-</b>	<b>-</b>	<b>-</b>	<b>12,934,370.04</b>	<b>134,734,752.68</b>	<b>-</b>	<b>770,603.20</b>	<b>-</b>	<b>770,603.20</b>	<b>108,490,015.91</b>	<b>19,694,183.92</b>	<b>-</b>	<b>-</b>	<b>7,321,156.05</b>	<b>135,505,355.88</b>	

**SUMMARY:**

	<u>Previous Report (August)</u>	<u>This month (September)</u>	<u>As of Date</u>
Total Disbursement Authorities Received			
NCA		405,417,457.00	17,008,613.00
Working Fund			-
TRA		21,856,375.09	3,494,353.98
CDC			-
NCAA			-
Others (CDT, BTr Docs Stamp, etc.)			-
Less: Notice of Transfer Allocations (NTA)* issued			-
<b>Total Disbursements Authorities Available</b>		<b>427,273,832.09</b>	<b>20,502,966.98</b>
Less: Lapsed NCA		(177,134.50)	(16,901,454.64)
Disbursements *	(378,600,910.56)	(50,507,660.60)	(429,108,571.16)
<b>Balance of Disbursements Authorities as of to date</b>	<b>48,495,787.03</b>	<b>(46,729,013.76)</b>	<b>1,766,773.27</b>

	<u>Previous Report (August)</u>	<u>This month (September)</u>	<u>As of Date</u>
Total Disbursements Program	371,145,000.00	35,329,000.00	406,474,000.00
Less: * Actual Disbursements (Over)/Under spending	(378,600,910.56)	(50,507,660.60)	(429,108,571.16)
	(7,455,910.56)	(15,178,660.60)	(22,634,571.16)

Notes: The use of NTA is discouraged  
 \* Amounts should tally

Certified Correct:  
  
**JUNIMAR P. BACULO, CPA**  
 Accountant IV

Approved By:  
  
**IMELDA M. MATEO, MD, MBAH, FPCCP, FPCCP**  
 Medical Center Chief II

Date: \_\_\_\_\_

Date: \_\_\_\_\_

# MONTHLY REPORT OF DISBURSEMENTS

For the month of October 31, 2018


Department: Health  
 Entity Name: "Amang" Rodriguez Memorial Medical Center  
 Operating Unit: \_\_\_\_\_  
 Organization Code (UACS): 13 001 14 00012  
 Funding Source Code (as clustered): 01  
 (e.g. Old Fund Code: 101,102, 151)


**FAR No. 4**

PARTICULARS	CURRENT YEAR BUDGET					PRIOR YEAR'S BUDGET											SUB-TOTAL	TRUST LIABILITIES				GRAND TOTAL					Remarks		
	PS	MOOE	Fin. Exp	CO	TOTAL	PRIOR YEAR'S ACCOUNTS PAYABLE					CURRENT YEAR'S ACCOUNTS PAYABLE							PS	MOOE	CO	TOTAL	PS	MOOE	Fin. Exp	CO	TOTAL			
						PS	MOOE	Fin. Exp	CO	Sub-Total	PS	MOOE	Fin. Exp	CO	Sub-Total	TOTAL													
1	2	3	4	5	6=(2+3+4+5)	7	8	9	10	11=(7+8+9+10)	12	13	14	15	16=(12+13+14+15)	17=(11+16)	18=(6+17)	19	20	21	22=(19+20+21)	23	24	25	26	27=(23+24+25+26)	28		
<b>October 31, 2018</b>																													
Notice of Cash Allocation (NCA)																													
MDS Checks Issued	30,994,597.50	177,627.95			31,172,225.45																								
Advice to Debit Account	795,909.65	2,344,433.52			3,140,343.17		162,600.75			162,600.75								64,000.00			64,000.00				30,994,597.50	241,627.95		31,236,225.45	
Working Fund (NCA issued to BTr)																													
Tax Remittance Advices Issued (TRA)	3,002,607.40	338,256.81			3,340,864.21		15,192.34		533,932.28	549,124.62															3,002,607.40	353,449.15		3,889,988.83	
Cash Disbursement Ceiling (CDC)																													
Non-Cash Availment Authority (NCAA)																													
Others (CDT, BTr Docs Stamp, etc.)																													
<b>TOTAL</b>	<b>34,793,114.55</b>	<b>2,860,318.28</b>			<b>37,653,432.83</b>		<b>177,793.09</b>		<b>533,932.28</b>	<b>711,725.37</b>						<b>711,725.37</b>	<b>38,365,158.20</b>		<b>64,000.00</b>		<b>64,000.00</b>			<b>34,793,114.55</b>	<b>3,102,111.37</b>		<b>533,932.28</b>	<b>38,429,158.20</b>	
<b>November 30, 2018</b>																													
Notice of Cash Allocation (NCA)																													
MDS Checks Issued																													
Advice to Debit Account																													
Tax Remittance Advices Issued																													
Cash Disbursement Ceiling																													
Non-Cash Availment Authority																													
Others (CDT, Docs Stamp, etc.)																													
<b>TOTAL</b>																													
<b>December 31, 2018</b>																													
Notice of Cash Allocation (NCA)																													
MDS Checks Issued																													
Advice to Debit Account																													
Tax Remittance Advices Issued																													
Cash Disbursement Ceiling																													
Non-Cash Availment Authority																													
Others (CDT, Docs Stamp, etc.)																													
<b>TOTAL</b>																													
<b>4th QUARTER</b>																													
Notice of Cash Allocation																													
MDS Checks Issued	30,994,597.50	177,627.95			31,172,225.45																								
Advice to Debit Account	795,909.65	2,344,433.52			3,140,343.17		162,600.75			162,600.75								64,000.00			64,000.00				30,994,597.50	241,627.95		31,236,225.45	
Working Fund																													
TRA	3,002,607.40	338,256.81			3,340,864.21		15,192.34		533,932.28	549,124.62															3,002,607.40	353,449.15		3,889,988.83	
CDC																													
NCAA																													
Others (CDT, BTr Docs Stamp, etc.)																													
<b>TOTAL</b>	<b>34,793,114.55</b>	<b>2,860,318.28</b>			<b>37,653,432.83</b>		<b>177,793.09</b>		<b>533,932.28</b>	<b>711,725.37</b>						<b>711,725.37</b>	<b>38,365,158.20</b>		<b>64,000.00</b>		<b>64,000.00</b>			<b>34,793,114.55</b>	<b>3,102,111.37</b>		<b>533,932.28</b>	<b>38,429,158.20</b>	
<b>GRAND TOTAL</b>	<b>34,793,114.55</b>	<b>2,860,318.28</b>			<b>37,653,432.83</b>		<b>177,793.09</b>		<b>533,932.28</b>	<b>711,725.37</b>						<b>711,725.37</b>	<b>38,365,158.20</b>		<b>64,000.00</b>		<b>64,000.00</b>			<b>34,793,114.55</b>	<b>3,102,111.37</b>		<b>533,932.28</b>	<b>38,429,158.20</b>	

SUMMARY:			As of Date			Previous Report (September)			This month (October)		
	As of Date	Previous Report (September)	This month (October)	As of Date	Previous Report (September)	This month (October)	As of Date				
Total Disbursement Authorities Received											
NCA		422,426,070.00	298,674,639.00	721,100,709.00	406,474,000.00	129,130,000.00	535,604,000.00				
Working Fund				-	(429,108,571.16)	(38,429,158.20)	(467,537,729.36)				
TRA		25,350,729.07	3,889,988.83	29,240,717.90	(22,634,571.16)	90,700,841.80	68,066,270.64				
CDC				-							
NCAA				-							
Others (CDT, BTr Docs Stamp, etc.)				-							
Less: Notice of Transfer Allocations (NTA)* issued											
<b>Total Disbursements Authorities Available</b>		<b>447,776,799.07</b>	<b>302,564,627.83</b>	<b>750,341,426.90</b>							
Less: Lapsed NCA		(16,901,454.64)	-	(16,901,454.64)							
Disbursements *		(429,108,571.16)	(38,429,158.20)	(467,537,729.36)							
<b>Balance of Disbursements Authorities as of to date</b>		<b>1,766,773.27</b>	<b>264,135,469.63</b>	<b>265,902,242.90</b>							

Notes: The use of NTA is discouraged  
 \* Amounts should tally

Certified Correct:   
**JUNIMARO P. BACULO, CPA**  
 Accountant IV  
 Date: \_\_\_\_\_

Approved By:   
**IMELDA M. MATEO, MD, MBAH, FPCCP, FPCCP**  
 Medical Center Chief II  
 Date: \_\_\_\_\_



# MONTHLY REPORT OF DISBURSEMENTS

For the month of Decmeber 31, 2018

**FAR No. 4**

Department: Health  
 Entity Name: "Amang" Rodriguez Memorial Medical Center  
 Operating Unit: \_\_\_\_\_  
 Organization Code (UACS): 13 001 14 00012  
 Funding Source Code (as clustered): 01  
 (e.g. Old Fund Code: 101,102, 151)


PARTICULARS	CURRENT YEAR BUDGET					PRIOR YEAR'S BUDGET											SUB-TOTAL	TRUST LIABILITIES				GRAND TOTAL					Remarks		
	PS	MOOE	Fin. Exp	CO	TOTAL	PRIOR YEARS ACCOUNTS PAYABLE				CURRENT YEAR'S ACCOUNTS PAYABLE					TOTAL	PS		MOOE	CO	TOTAL	PS	MOOE	Fin. Exp	CO	TOTAL				
						PS	MOOE	Fin. Exp	CO	Sub-Total	PS	MOOE	Fin. Exp	CO												Sub-Total			
1	2	3	4	5	6=(2+3+4+5)	7	8	9	10	11=(7+8+9+10)	12	13	14	15	16=(12+13+14+15)	17=(11+16)	18=(6+17)	19	20	21	22=(19+20+21)	23	24	25	26	27=(23+24+25+26)	28		
<b>October 31, 2018</b>																													
Notice of Cash Allocation (NCA)																													
MDS Checks Issued	30,994,597.50	177,627.95			31,172,225.45																								
Advice to Debit Account	795,909.65	2,344,433.52			3,140,343.17		162,600.75			162,600.75																			
Working Fund (NCA issued to BTr)																													
Tax Remittance Advices Issued (TRA)	3,002,607.40	338,256.81			3,340,864.21		15,192.34		533,932.28	549,124.62																			
Cash Disbursement Ceiling (CDC)																													
Non-Cash Availment Authority (NCAA)																													
Others (CDT, BTr Docs Stamp, etc.)																													
<b>TOTAL</b>	<b>34,793,114.55</b>	<b>2,860,318.28</b>			<b>37,653,432.83</b>		<b>177,793.09</b>		<b>533,932.28</b>	<b>711,725.37</b>																			
<b>November 30, 2018</b>																													
Notice of Cash Allocation (NCA)																													
MDS Checks Issued	59,392,045.86	376,031.57			59,768,077.43		3,181.70			3,181.70																			
Advice to Debit Account	4,100,697.98			19,625,000.05	23,725,698.03			519.66		17,716,498.58																			
Tax Remittance Advices Issued	3,569,299.18	126,834.68			3,696,133.86		10,968.75			10,968.75																			
Cash Disbursement Ceiling																													
Non-Cash Availment Authority																													
Others (CDT, Docs Stamp, etc.)																													
<b>TOTAL</b>	<b>62,961,345.04</b>	<b>4,603,564.23</b>		<b>19,625,000.05</b>	<b>87,189,909.32</b>		<b>3,181.70</b>	<b>11,488.41</b>		<b>17,715,978.92</b>								<b>31,090.00</b>			<b>31,090.00</b>			<b>62,964,326.74</b>	<b>4,646,142.64</b>		<b>37,340,978.97</b>	<b>104,951,648.35</b>	
<b>December 31, 2018</b>																													
Notice of Cash Allocation (NCA)																													
MDS Checks Issued	68,705,458.51	1,069,596.14			69,775,054.65		445,508.59			445,508.59																			
Advice to Debit Account	1,221,090.64	12,386,092.50			13,607,183.14			2,166.00		3,200,450.54																			
Tax Remittance Advices Issued		187,533.08			187,533.08					1,677,072.42																			
Cash Disbursement Ceiling																													
Non-Cash Availment Authority																													
Others (CDT, Docs Stamp, etc.)																													
<b>TOTAL</b>	<b>69,926,549.15</b>	<b>13,643,221.72</b>			<b>83,569,770.87</b>		<b>445,508.59</b>	<b>2,166.00</b>		<b>4,877,522.96</b>									<b>1,973,735.93</b>			<b>1,973,735.93</b>			<b>70,372,057.74</b>	<b>15,619,123.65</b>		<b>4,877,522.96</b>	<b>90,868,704.35</b>
<b>4th QUARTER</b>																													
Notice of Cash Allocation																													
MDS Checks Issued	159,092,101.87	1,623,255.66			160,715,357.53		448,690.29			448,690.29																			
Advice to Debit Account	2,017,000.29	18,831,224.00		19,625,000.05	40,473,224.34			165,286.41		20,916,429.46																			
Tax Remittance Advices Issued	6,571,906.58	652,624.57			7,224,531.15			26,161.09		2,237,165.79																			
Cash Disbursement Ceiling																													
Non-Cash Availment Authority																													
Others (CDT, Docs Stamp, etc.)																													
<b>GRAND TOTAL</b>	<b>167,681,008.74</b>	<b>21,107,104.23</b>		<b>19,625,000.05</b>	<b>208,413,113.02</b>		<b>448,690.29</b>	<b>191,447.50</b>		<b>23,127,434.16</b>									<b>2,068,825.93</b>			<b>2,068,825.93</b>			<b>168,129,699.03</b>	<b>23,367,377.66</b>		<b>42,752,434.21</b>	<b>234,249,510.90</b>

**SUMMARY:**

	<u>Previous Report (November)</u>	<u>This month (December)</u>	<u>As of Date</u>		<u>Previous Report (November)</u>	<u>This month (December)</u>	<u>As of Date</u>
Total Disbursement Authorities Received				Total Disbursements Program	610,245,000.00	53,527,000.00	663,772,000.00
NCA	722,321,800.00	311,390.00	722,633,190.00	Less: * Actual Disbursements	-	(90,868,704.35)	(90,868,704.35)
Working Fund				(Over)/Under spending	610,245,000.00	(37,341,704.35)	572,903,295.65
TRA	32,948,795.51	1,864,605.50	34,813,401.01				
CDC							
NCAA							
Others (CDT, BTr Docs Stamp, etc.)							
Less: Notice of Transfer Allocations (NTA)* issued							
<b>Total Disbursements Authorities Available</b>	755,270,595.51	2,175,995.50	757,446,591.01				
Less: Lapsed NCA	(16,901,454.64)	(77,187,054.31)	(94,088,508.95)				
Disbursements *	-	(90,868,704.35)	(90,868,704.35)				
<b>Balance of Disbursements Authorities as of to date</b>	<u>738,369,140.87</u>	<u>(165,879,763.16)</u>	<u>572,489,377.71</u>				

Notes: The use of NTA is discouraged  
 \* Amounts should tally

Certified Correct:   
**JUNIMARO P. BACULO, CPA**  
 Accountant IV  
 Date: \_\_\_\_\_

Approved By:   
**IMELDA M. MATEO, MD, MBAH, FPCCP, FPCCP**  
 Medical Center Chief II  
 Date: \_\_\_\_\_