


As at the Quarter Ending March 31, 2020

Department : Department of Health (DOH)  
 Agency : Office of the Secretary  
 Operating Unit : 'Amang' Rodriguez Medical Center  
 Organization Code : 13 001 1400012  
 Fund Cluster : 05 - Internally Generated Funds

Classification/Sources of Revenue and Other Receipts	UACS CODE	REVENUE TARGET (Annual) per BESF	Actual Revenue and Other Receipts Collections					Cumulative Remittance/Deposits to Date			Variance		Remarks
			1st Quarter Ending March 31	2nd Quarter Ending June 30	3rd Quarter Ending Sept. 30	4th Quarter Ending Dec. 31	Total	Remittance to BTr	Deposited with AGDB	TOTAL	Amount	%	
1	2	3	4	5	6	7	8=[{6+(-)7}-8+9]	9	10	11=(9+10)	12=(8-3)	13=(12/3)	14
<b>Internally Generated Funds</b>		291,445,092.76	63,257,074.47	0.00	0.00	0.00	63,257,074.47	0.00	63,257,074.47	63,257,074.47	(228,188,018.29)	-78 %	
<b>Revenue Collections</b>		291,445,092.76	63,257,074.47	0.00	0.00	0.00	63,257,074.47	0.00	63,257,074.47	63,257,074.47	(228,188,018.29)	-78 %	
<b>Cash Revenue</b>		291,445,092.76	63,257,074.47	0.00	0.00	0.00	63,257,074.47	0.00	63,257,074.47	63,257,074.47	(228,188,018.29)	-78 %	
<b>Non-Tax</b>		291,445,092.76	63,257,074.47	0.00	0.00	0.00	63,257,074.47	0.00	63,257,074.47	63,257,074.47	(228,188,018.29)	-78 %	
Other Service Income	4020199099	3,217,302.51	540,154.52	0.00	0.00	0.00	540,154.52	0.00	540,154.52	540,154.52	(2,677,147.99)	-83 %	
Other Sales	4020216099	210,216,203.29	44,800,899.10	0.00	0.00	0.00	44,800,899.10	0.00	44,800,899.10	44,800,899.10	(165,415,304.19)	-79 %	
Medical Supplies	4020217002	9,783,286.92	2,428,409.95	0.00	0.00	0.00	2,428,409.95	0.00	2,428,409.95	2,428,409.95	(7,354,876.97)	-75 %	
Medical Fees - Operating Room	4020217003	631,697.97	137,379.03	0.00	0.00	0.00	137,379.03	0.00	137,379.03	137,379.03	(494,318.94)	-78 %	
Medical Fees - Radiology	4020217004	12,384,866.60	2,672,756.31	0.00	0.00	0.00	2,672,756.31	0.00	2,672,756.31	2,672,756.31	(9,712,110.29)	-78 %	
Medical Fees - Laboratory	4020217005	18,336,367.94	3,922,214.41	0.00	0.00	0.00	3,922,214.41	0.00	3,922,214.41	3,922,214.41	(14,414,153.53)	-79 %	
Medical Fees - Hemodialysis	4020217006	170,980.10	46,234.76	0.00	0.00	0.00	46,234.76	0.00	46,234.76	46,234.76	(124,745.34)	-73 %	
Medical Fees - Cardio-Vascular Services	4020217007	1,178,954.30	282,832.00	0.00	0.00	0.00	282,832.00	0.00	282,832.00	282,832.00	(896,122.30)	-76 %	
Medical Fees - Physical Medicine & Rehabilitation Services	4020217009	1,355,456.30	249,520.00	0.00	0.00	0.00	249,520.00	0.00	249,520.00	249,520.00	(1,105,936.30)	-82 %	
Medical Fees - Pulmonary Services	4020217010	87,142.73	27,037.54	0.00	0.00	0.00	27,037.54	0.00	27,037.54	27,037.54	(60,105.19)	-69 %	
Other Fees	4020217099	34,082,834.10	8,149,636.85	0.00	0.00	0.00	8,149,636.85	0.00	8,149,636.85	8,149,636.85	(25,933,197.25)	-76 %	
<b>TOTAL</b>		291,445,092.76	63,257,074.47	0.00	0.00	0.00	63,257,074.47	0.00	63,257,074.47	63,257,074.47	(228,188,018.29)	-78 %	

Certified Correct:

  
**JUNIMARO P. BACULO, CPA**  
 Accountant IV


Date: 2020-04-07

Recommending Approval:

  
**JOCELYN S. CASIDA, CPA, MBA**  
 Financial and Management Officer II

Date: 2020-04-07

Approved By:

  
**IMELDA M. MATEO, MD, MBAH, FPCP, FPCCP**  
 Medical Center Chief II


Date: 2020-04-07

As at the Quarter Ending March 31, 2020

Department : Department of Health (DOH)  
 Agency : Office of the Secretary  
 Operating Unit : 'Amang' Rodriguez Medical Center  
 Organization Code : 13 001 1400012  
 Fund Cluster : 06 - Business Related Funds

Classification/Sources of Revenue and Other Receipts	UACS CODE	REVENUE TARGET (Annual) per BESF	Actual Revenue and Other Receipts Collections					Cumulative Remittance/Deposits to Date			Variance		Remarks
			1st Quarter Ending March 31	2nd Quarter Ending June 30	3rd Quarter Ending Sept. 30	4th Quarter Ending Dec. 31	Total	Remittance to BTr	Deposited with AGDB	TOTAL	Amount	%	
1	2	3	4	5	6	7	8=[{6+(-)7}-8+9]	9	10	11=(9+10)	12=(8-3)	13=(12/3)	14
Business Related Funds		0.00	3,775,065.84	0.00	0.00	0.00	3,775,065.84	0.00	3,775,065.84	3,775,065.84	3,775,065.84	0 %	
Revenue Collections		0.00	3,775,065.84	0.00	0.00	0.00	3,775,065.84	0.00	3,775,065.84	3,775,065.84	3,775,065.84	0 %	
Cash Revenue		0.00	3,775,065.84	0.00	0.00	0.00	3,775,065.84	0.00	3,775,065.84	3,775,065.84	3,775,065.84	0 %	
Non-Tax		0.00	3,775,065.84	0.00	0.00	0.00	3,775,065.84	0.00	3,775,065.84	3,775,065.84	3,775,065.84	0 %	
Other Sales	4020216099	0.00	3,775,065.84	0.00	0.00	0.00	3,775,065.84	0.00	3,775,065.84	3,775,065.84	3,775,065.84	0 %	
<b>TOTAL</b>		0.00	3,775,065.84	0.00	0.00	0.00	3,775,065.84	0.00	3,775,065.84	3,775,065.84	3,775,065.84	0 %	

Certified Correct:

  
**JUNIMARO P. BACULO, CPA**  
 Accountant IV


Date: 2020-04-07

Recommending Approval:

  
**JOCELYN S. CASIDA, CPA, MBA**  
 Financial and Management Officer II

Date: 2020-04-07

Approved By:

  
**IMELDA M. MATEO, MD, MBAH, FPCP, FPCCP**  
 Medical Center Chief II


Date: 2020-04-07

As at the Quarter Ending March 31, 2020

Department : Department of Health (DOH)  
 Agency : Office of the Secretary  
 Operating Unit : 'Amang' Rodriguez Medical Center  
 Organization Code : 13 001 1400012  
 Fund Cluster : 07 - Trust Receipts


Classification/Sources of Revenue and Other Receipts	UACS CODE	REVENUE TARGET (Annual) per BESF	Actual Revenue and Other Receipts Collections					Cumulative Remittance/Deposits to Date			Variance		Remarks
			1st Quarter Ending March 31	2nd Quarter Ending June 30	3rd Quarter Ending Sept. 30	4th Quarter Ending Dec. 31	Total	Remittance to BTr	Deposited with AGDB	TOTAL	Amount	%	
1	2	3	4	5	6	7	8=[{6+(-)7}-8+9]	9	10	11=(9+10)	12=(8-3)	13=(12/3)	14
Trust Receipts		1,359,094.12	736,866.00	0.00	0.00	0.00	736,866.00	736,866.00	0.00	736,866.00	(622,228.12)	-46 %	
Other Trust Receipts Deposited with the National Treasury		1,359,094.12	736,866.00	0.00	0.00	0.00	736,866.00	736,866.00	0.00	736,866.00	(622,228.12)	-46 %	
Other Service Income		0.00	43,800.00	0.00	0.00	0.00	43,800.00	43,800.00	0.00	43,800.00	43,800.00	0 %	
Other Sales		0.00	280,050.00	0.00	0.00	0.00	280,050.00	280,050.00	0.00	280,050.00	280,050.00	0 %	
Guaranty / Security Deposits Payable		1,359,094.12	413,016.00	0.00	0.00	0.00	413,016.00	413,016.00	0.00	413,016.00	(946,078.12)	-70 %	
<b>TOTAL</b>		1,359,094.12	736,866.00	0.00	0.00	0.00	736,866.00	736,866.00	0.00	736,866.00	(622,228.12)	-46 %	

Certified Correct:

  
**JUNIMARO P. BACULO, CPA**  
 Accountant IV


Date: 2020-04-07

Recommending Approval:

  
**JOCELYN S. CASIDA, CPA, MBA**  
 Financial and Management Officer II

Date: 2020-04-07

Approved By:

  
**IMELDA M. MATEO, MD, MBAH, FPCP, FPCCP**  
 Medical Center Chief II

Date: 2020-04-07

As at the Quarter Ending June 30, 2020

Department : Department of Health (DOH)  
 Agency : Office of the Secretary  
 Operating Unit : 'Amang' Rodriguez Medical Center  
 Organization Code : 13 001 1400012  
 Fund Cluster : 05 - Internally Generated Funds

Classification/Sources of Revenue and Other Receipts	UACS CODE	REVENUE TARGET (Annual) per BESF	Actual Revenue and Other Receipts Collections					Cumulative Remittance/Deposits to Date			Variance		Remarks
			1st Quarter Ending March 31	2nd Quarter Ending June 30	3rd Quarter Ending Sept. 30	4th Quarter Ending Dec. 31	Total	Remittance to BTr	Deposited with AGDB	TOTAL	Amount	%	
1	2	3	4	5	6	7	8=[{6+(-)7}-8+9]	9	10	11=(9+10)	12=(8-3)	13=(12/3)	14
<b>Internally Generated Funds</b>		291,445,092.76	63,257,074.47	116,231,712.23	0.00	0.00	179,488,786.70	0.00	179,430,051.84	179,430,051.84	(111,956,306.06)	-38 %	
<b>Revenue Collections</b>		291,445,092.76	63,257,074.47	59,823,459.17	0.00	0.00	123,080,533.64	0.00	123,026,053.24	123,026,053.24	(168,364,559.12)	-58 %	
<b>Cash Revenue</b>		291,445,092.76	63,257,074.47	59,823,459.17	0.00	0.00	123,080,533.64	0.00	123,026,053.24	123,026,053.24	(168,364,559.12)	-58 %	
<b>Non-Tax</b>		291,445,092.76	63,257,074.47	59,823,459.17	0.00	0.00	123,080,533.64	0.00	123,026,053.24	123,026,053.24	(168,364,559.12)	-58 %	
Other Service Income	4020199099	3,217,302.51	540,154.52	122,069.49	0.00	0.00	662,224.01	0.00	661,774.01	661,774.01	(2,555,078.50)	-79 %	
Other Sales	4020216099	210,216,203.29	44,800,899.10	55,315,108.12	0.00	0.00	100,116,007.22	0.00	100,116,007.22	100,116,007.22	(110,100,196.07)	-52 %	
Medical Supplies	4020217002	9,783,286.92	2,428,409.95	719,905.69	0.00	0.00	3,148,315.64	0.00	3,139,994.84	3,139,994.84	(6,634,971.28)	-68 %	
Medical Fees - Operating Room	4020217003	631,697.97	137,379.03	40,469.00	0.00	0.00	177,848.03	0.00	175,848.03	175,848.03	(453,849.94)	-72 %	
Medical Fees - Radiology	4020217004	12,384,866.60	2,672,756.31	896,030.23	0.00	0.00	3,568,786.54	0.00	3,556,544.54	3,556,544.54	(8,816,080.06)	-71 %	
Medical Fees - Laboratory	4020217005	18,336,367.94	3,922,214.41	1,304,052.55	0.00	0.00	5,226,266.96	0.00	5,212,229.36	5,212,229.36	(13,110,100.98)	-71 %	
Medical Fees - Hemodialysis	4020217006	170,980.10	46,234.76	0.00	0.00	0.00	46,234.76	0.00	46,234.76	46,234.76	(124,745.34)	-73 %	
Medical Fees - Cardio-Vascular Services	4020217007	1,178,954.30	282,832.00	84,284.00	0.00	0.00	367,116.00	0.00	366,606.00	366,606.00	(811,838.30)	-69 %	
Medical Fees - Physical Medicine & Rehabilitation Services	4020217009	1,355,456.30	249,520.00	4,290.00	0.00	0.00	253,810.00	0.00	253,810.00	253,810.00	(1,101,646.30)	-81 %	
Medical Fees - Pulmonary Services	4020217010	87,142.73	27,037.54	116.80	0.00	0.00	27,154.34	0.00	27,154.34	27,154.34	(59,988.39)	-69 %	
Other Fees	4020217099	34,082,834.10	8,149,636.85	1,337,133.29	0.00	0.00	9,486,770.14	0.00	9,469,850.14	9,469,850.14	(24,596,063.96)	-72 %	
<b>Non-Revenue Collections/Other Receipts</b>		0.00	0.00	56,408,253.06	0.00	0.00	56,408,253.06	0.00	56,403,998.60	56,403,998.60	56,408,253.06	0 %	
<b>Cash Receipts</b>		0.00	0.00	56,408,253.06	0.00	0.00	56,408,253.06	0.00	56,403,998.60	56,403,998.60	56,408,253.06	0 %	
<b>Others</b>		0.00	0.00	56,408,253.06	0.00	0.00	56,408,253.06	0.00	56,403,998.60	56,403,998.60	56,408,253.06	0 %	
Advances for Payroll	1990102000	0.00	0.00	53,461.58	0.00	0.00	53,461.58	0.00	53,461.58	53,461.58	53,461.58	0 %	
Advances for Special Disbursing Officer	1990103000	0.00	0.00	656,069.41	0.00	0.00	656,069.41	0.00	656,069.41	656,069.41	656,069.41	0 %	
Advances to Officers and Employees	1990104000	0.00	0.00	17,527.45	0.00	0.00	17,527.45	0.00	17,527.45	17,527.45	17,527.45	0 %	
Trust Liabilities	2040101000	0.00	0.00	55,681,194.62	0.00	0.00	55,681,194.62	0.00	55,676,940.16	55,676,940.16	55,681,194.62	0 %	
<b>TOTAL</b>		291,445,092.76	63,257,074.47	116,231,712.23	0.00	0.00	179,488,786.70	0.00	179,430,051.84	179,430,051.84	(111,956,306.06)	-38 %	

Certified Correct:

  
**JUNIMARO P. BACULO, CPA**  
 Accountant IV

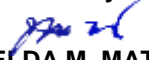
Date: 2020-07-06 17:13:26.0

Recommending Approval:

  
**JOCELYN S. CASIDA, CPA, MBA**  
 Financial and Management Officer II

Date: 2020-07-06 17:14:44.0

Approved By:

  
**IMELDA M. MATEO, MD, MBAH, FPCP, FPCCP**  
 Medical Center Chief II


Date: 2020-07-06 17:15:44.0

As at the Quarter Ending June 30, 2020

Department : Department of Health (DOH)  
 Agency : Office of the Secretary  
 Operating Unit : 'Amang' Rodriguez Medical Center  
 Organization Code : 13 001 1400012  
 Fund Cluster : 06 - Business Related Funds


Classification/Sources of Revenue and Other Receipts	UACS CODE	REVENUE TARGET (Annual) per BESF	Actual Revenue and Other Receipts Collections					Cumulative Remittance/Deposits to Date			Variance		Remarks
			1st Quarter Ending March 31	2nd Quarter Ending June 30	3rd Quarter Ending Sept. 30	4th Quarter Ending Dec. 31	Total	Remittance to BTr	Deposited with AGDB	TOTAL	Amount	%	
1	2	3	4	5	6	7	8=[{6+(-)7}-8+9]	9	10	11=(9+10)	12=(8-3)	13=(12/3)	14
<b>Business Related Funds</b>		0.00	3,775,065.84	670,826.75	0.00	0.00	4,445,892.59	0.00	4,441,415.22	4,441,415.22	4,445,892.59	0 %	
<b>Revenue Collections</b>		0.00	3,775,065.84	670,826.75	0.00	0.00	4,445,892.59	0.00	4,441,415.22	4,441,415.22	4,445,892.59	0 %	
<b>Cash Revenue</b>		0.00	3,775,065.84	670,826.75	0.00	0.00	4,445,892.59	0.00	4,441,415.22	4,441,415.22	4,445,892.59	0 %	
<b>Non-Tax</b>		0.00	3,775,065.84	670,826.75	0.00	0.00	4,445,892.59	0.00	4,441,415.22	4,441,415.22	4,445,892.59	0 %	
Other Sales	4020216099	0.00	3,775,065.84	670,826.75	0.00	0.00	4,445,892.59	0.00	4,441,415.22	4,441,415.22	4,445,892.59	0 %	
<b>TOTAL</b>		0.00	3,775,065.84	670,826.75	0.00	0.00	4,445,892.59	0.00	4,441,415.22	4,441,415.22	4,445,892.59	0 %	

Certified Correct:

  
**JUNIMARO P. BACULO, CPA**  
 Accountant IV


Date: 2020-07-06 17:13:26.0

Recommending Approval:

  
**JOCELYN S. CASIDA, CPA, MBA**  
 Financial and Management Officer II

Date: 2020-07-06 17:14:44.0

Approved By:

  
**IMELDA M. MATEO, MD, MBAH, FPCP, FPCCP**  
 Medical Center Chief II


Date: 2020-07-06 17:15:44.0

As at the Quarter Ending June 30, 2020

Department : Department of Health (DOH)  
 Agency : Office of the Secretary  
 Operating Unit : 'Amang' Rodriguez Medical Center  
 Organization Code : 13 001 1400012  
 Fund Cluster : 07 - Trust Receipts


Classification/Sources of Revenue and Other Receipts	UACS CODE	REVENUE TARGET (Annual) per BESF	Actual Revenue and Other Receipts Collections					Cumulative Remittance/Deposits to Date			Variance		Remarks
			1st Quarter Ending March 31	2nd Quarter Ending June 30	3rd Quarter Ending Sept. 30	4th Quarter Ending Dec. 31	Total	Remittance to BTr	Deposited with AGDB	TOTAL	Amount	%	
1	2	3	4	5	6	7	8=[{6+(-)7}-8+9]	9	10	11=(9+10)	12=(8-3)	13=(12/3)	14
<b>Trust Receipts</b>		1,359,094.12	736,866.00	253,894.60	0.00	0.00	990,760.60	990,760.60	0.00	990,760.60	(368,333.52)	-27 %	
<b>Other Trust Receipts Deposited with the National Treasury</b>		1,359,094.12	736,866.00	253,894.60	0.00	0.00	990,760.60	990,760.60	0.00	990,760.60	(368,333.52)	-27 %	
Other Service Income		0.00	43,800.00	15,000.00	0.00	0.00	58,800.00	58,800.00	0.00	58,800.00	58,800.00	0 %	
Other Sales		0.00	280,050.00	0.00	0.00	0.00	280,050.00	280,050.00	0.00	280,050.00	280,050.00	0 %	
Guaranty / Security Deposits Payable		1,359,094.12	413,016.00	0.00	0.00	0.00	413,016.00	413,016.00	0.00	413,016.00	(946,078.12)	-70 %	
Advances for Payroll		0.00	0.00	77,246.05	0.00	0.00	77,246.05	77,246.05	0.00	77,246.05	77,246.05	0 %	
Advances to Special Disbursing Officer		0.00	0.00	111,453.05	0.00	0.00	111,453.05	111,453.05	0.00	111,453.05	111,453.05	0 %	
Trust Liabilities		0.00	0.00	18,190.30	0.00	0.00	18,190.30	18,190.30	0.00	18,190.30	18,190.30	0 %	
Disallowances		0.00	0.00	32,005.20	0.00	0.00	32,005.20	32,005.20	0.00	32,005.20	32,005.20	0 %	
<b>TOTAL</b>		1,359,094.12	736,866.00	253,894.60	0.00	0.00	990,760.60	990,760.60	0.00	990,760.60	(368,333.52)	-27 %	

Certified Correct:

  
**JUNIMARO P. BACULO, CPA**  
 Accountant IV


Date: 2020-07-06 17:13:26.0

Recommending Approval:

  
**JOCELYN S. CASIDA, CPA, MBA**  
 Financial and Management Officer II

Date: 2020-07-06 17:14:44.0

Approved By:

  
**IMELDA M. MATEO, MD, MBAH, FPCP, FPCCP**  
 Medical Center Chief II


Date: 2020-07-06 17:15:44.0

As at the Quarter Ending September 30, 2020

Department : Department of Health (DOH)  
 Agency : Office of the Secretary  
 Operating Unit : 'Amang' Rodriguez Medical Center  
 Organization Code : 13 001 1400012  
 Fund Cluster : 07 - Trust Receipts


Classification/Sources of Revenue and Other Receipts	UACS CODE	REVENUE TARGET (Annual) per BESF	Actual Revenue and Other Receipts Collections					Cumulative Remittance/Deposits to Date			Variance		Remarks
			1st Quarter Ending March 31	2nd Quarter Ending June 30	3rd Quarter Ending Sept. 30	4th Quarter Ending Dec. 31	Total	Remittance to BTr	Deposited with AGDB	TOTAL	Amount	%	
1	2	3	4	5	6	7	8=[(6+(-)7)-8+9]	9	10	11=(9+10)	12=(8-3)	13=(12/3)	14
<b>Trust Receipts</b>		1,359,094.12	736,866.00	253,894.60	1,021,161.29	0.00	2,011,921.89	1,988,444.39	0.00	1,988,444.39	652,827.77	48 %	
<b>Other Trust Receipts Deposited with the National Treasury</b>		1,359,094.12	736,866.00	253,894.60	1,021,161.29	0.00	2,011,921.89	1,988,444.39	0.00	1,988,444.39	652,827.77	48 %	
Other Service Income		0.00	43,800.00	15,000.00	828,100.00	0.00	886,900.00	881,900.00	0.00	881,900.00	886,900.00	0 %	
Other Sales		0.00	280,050.00	0.00	133,200.00	0.00	413,250.00	413,250.00	0.00	413,250.00	413,250.00	0 %	
Guaranty / Security Deposits Payable		1,359,094.12	413,016.00	0.00	40,602.50	0.00	453,618.50	435,141.00	0.00	435,141.00	(905,475.62)	-67 %	
Advances for Payroll		0.00	0.00	77,246.05	8,955.36	0.00	86,201.41	86,201.41	0.00	86,201.41	86,201.41	0 %	
Advances to Special Disbursing Officer		0.00	0.00	111,453.05	3,027.31	0.00	114,480.36	114,480.36	0.00	114,480.36	114,480.36	0 %	
Trust Liabilities		0.00	0.00	18,190.30	7,276.12	0.00	25,466.42	25,466.42	0.00	25,466.42	25,466.42	0 %	
Disallowances		0.00	0.00	32,005.20	0.00	0.00	32,005.20	32,005.20	0.00	32,005.20	32,005.20	0 %	
<b>TOTAL</b>		1,359,094.12	736,866.00	253,894.60	1,021,161.29	0.00	2,011,921.89	1,988,444.39	0.00	1,988,444.39	652,827.77	48 %	

Certified Correct:

  
**JUNIMARO P. BACULO, CPA**  
 Accountant IV

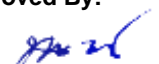
Date: 10/5/2020

Recommending Approval:

  
**JOCELYN S. CASIDA, CPA, MBA**  
 Financial and Management Officer II

Date: 10/5/2020

Approved By:

  
**IMELDA M. MATEO, MD, MBAH, FPCP, FPCCP**  
 Medical Center Chief II

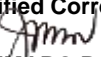
Date: 10/5/2020

As at the Quarter Ending September 30, 2020

Department : Department of Health (DOH)  
 Agency : Office of the Secretary  
 Operating Unit : 'Amang' Rodriguez Medical Center  
 Organization Code : 13 001 1400012  
 Fund Cluster : 05 - Internally Generated Funds


Classification/Sources of Revenue and Other Receipts	UACS CODE	REVENUE TARGET (Annual) per BESF	Actual Revenue and Other Receipts Collections					Cumulative Remittance/Deposits to Date			Variance		Remarks
			1st Quarter Ending March 31	2nd Quarter Ending June 30	3rd Quarter Ending Sept. 30	4th Quarter Ending Dec. 31	Total	Remittance to BTr	Deposited with AGDB	TOTAL	Amount	%	
1	2	3	4	5	6	7	8=[6+(-7)-8+9]	9	10	11=(9+10)	12=(8-3)	13=(12/3)	14
<b>Internally Generated Funds</b>		291,445,092.76	63,257,074.47	116,231,712.23	30,913,104.36	0.00	210,401,891.06	0.00	210,360,966.46	210,360,966.46	(81,043,201.70)	-28 %	
<b>Revenue Collections</b>		291,445,092.76	63,257,074.47	59,823,459.17	21,250,156.95	0.00	144,330,690.59	0.00	144,294,995.99	144,294,995.99	(147,114,402.17)	-50 %	
<b>Cash Revenue</b>		291,445,092.76	63,257,074.47	59,823,459.17	21,250,156.95	0.00	144,330,690.59	0.00	144,294,995.99	144,294,995.99	(147,114,402.17)	-50 %	
<b>Non-Tax</b>		291,445,092.76	63,257,074.47	59,823,459.17	21,250,156.95	0.00	144,330,690.59	0.00	144,294,995.99	144,294,995.99	(147,114,402.17)	-50 %	
Other Service Income	4020199099	3,217,302.51	540,154.52	122,069.49	218,170.17	0.00	880,394.18	0.00	880,394.18	880,394.18	(2,336,908.33)	-73 %	
Other Sales	4020216099	210,216,203.29	44,800,899.10	55,315,108.12	16,898,655.00	0.00	117,014,662.22	0.00	117,014,662.22	117,014,662.22	(93,201,541.07)	-44 %	
Medical Supplies	4020217002	9,783,286.92	2,428,409.95	719,905.69	604,735.65	0.00	3,753,051.29	0.00	3,749,338.74	3,749,338.74	(6,030,235.63)	-62 %	
Medical Fees - Operating Room	4020217003	631,697.97	137,379.03	40,469.00	37,987.66	0.00	215,835.69	0.00	215,835.69	215,835.69	(415,862.28)	-66 %	
Medical Fees - Radiology	4020217004	12,384,866.60	2,672,756.31	896,030.23	770,395.46	0.00	4,339,182.00	0.00	4,331,681.55	4,331,681.55	(8,045,684.60)	-65 %	
Medical Fees - Laboratory	4020217005	18,336,367.94	3,922,214.41	1,304,052.55	1,182,334.97	0.00	6,408,601.93	0.00	6,395,260.33	6,395,260.33	(11,927,766.01)	-65 %	
Medical Fees - Hemodialysis	4020217006	170,980.10	46,234.76	0.00	0.00	0.00	46,234.76	0.00	46,234.76	46,234.76	(124,745.34)	-73 %	
Medical Fees - Cardio-Vascular Services	4020217007	1,178,954.30	282,832.00	84,284.00	80,217.50	0.00	447,333.50	0.00	446,793.50	446,793.50	(731,620.80)	-62 %	
Medical Fees - Physical Medicine & Rehabilitation Services	4020217009	1,355,456.30	249,520.00	4,290.00	880.00	0.00	254,690.00	0.00	254,690.00	254,690.00	(1,100,766.30)	-81 %	
Medical Fees - Pulmonary Services	4020217010	87,142.73	27,037.54	116.80	0.00	0.00	27,154.34	0.00	27,154.34	27,154.34	(59,988.39)	-69 %	
Other Fees	4020217099	34,082,834.10	8,149,636.85	1,337,133.29	1,456,780.54	0.00	10,943,550.68	0.00	10,932,950.68	10,932,950.68	(23,139,283.42)	-68 %	
<b>Non-Revenue Collections/Other Receipts</b>		0.00	0.00	56,408,253.06	9,662,947.41	0.00	66,071,200.47	0.00	66,065,970.47	66,065,970.47	66,071,200.47	0 %	
<b>Cash Receipts</b>		0.00	0.00	56,408,253.06	9,662,947.41	0.00	66,071,200.47	0.00	66,065,970.47	66,065,970.47	66,071,200.47	0 %	
<b>Others</b>		0.00	0.00	56,408,253.06	9,662,947.41	0.00	66,071,200.47	0.00	66,065,970.47	66,065,970.47	66,071,200.47	0 %	
Advances for Payroll	1990102000	0.00	0.00	53,461.58	36,596.95	0.00	90,058.53	0.00	90,058.53	90,058.53	90,058.53	0 %	
Advances for Special Disbursing Officer	1990103000	0.00	0.00	656,069.41	4,054.50	0.00	660,123.91	0.00	660,123.91	660,123.91	660,123.91	0 %	
Advances to Officers and Employees	1990104000	0.00	0.00	17,527.45	0.00	0.00	17,527.45	0.00	17,527.45	17,527.45	17,527.45	0 %	
Trust Liabilities	2040101000	0.00	0.00	55,681,194.62	9,622,295.96	0.00	65,303,490.58	0.00	65,298,260.58	65,298,260.58	65,303,490.58	0 %	
<b>TOTAL</b>		291,445,092.76	63,257,074.47	116,231,712.23	30,913,104.36	0.00	210,401,891.06	0.00	210,360,966.46	210,360,966.46	(81,043,201.70)	-28 %	

Certified Correct:

  
**JUNIMARO P. BACULO, CPA**  
 Accountant IV


Date: 10/5/2020

Recommending Approval:

  
**JOCELYN S. CASIDA, CPA, MBA**  
 Financial and Management Officer II

Date: 10/5/2020

Approved By:

  
**IMELDA M. MATEO, MD, MBAH, FPCP, FPCCP**  
 Medical Center Chief II

Date: 10/5/2020




As at the Quarter Ending September 30, 2020


Department : Department of Health (DOH)  
 Agency : Office of the Secretary  
 Operating Unit : 'Amang' Rodriguez Medical Center  
 Organization Code : 13 001 1400012  
 Fund Cluster : 06 - Business Related Funds

Classification/Sources of Revenue and Other Receipts	UACS CODE	REVENUE TARGET (Annual) per BESF	Actual Revenue and Other Receipts Collections					Cumulative Remittance/Deposits to Date			Variance		Remarks
			1st Quarter Ending March 31	2nd Quarter Ending June 30	3rd Quarter Ending Sept. 30	4th Quarter Ending Dec. 31	Total	Remittance to BTr	Deposited with AGDB	TOTAL	Amount	%	
1	2	3	4	5	6	7	8=[{6+(-)7}-8+9]	9	10	11=(9+10)	12=(8-3)	13=(12/3)	14
Business Related Funds		0.00	3,775,065.84	670,826.75	6,055,272.80	0.00	10,501,165.39	0.00	10,495,851.36	10,495,851.36	10,501,165.39	0 %	
Revenue Collections		0.00	3,775,065.84	670,826.75	6,055,272.80	0.00	10,501,165.39	0.00	10,495,851.36	10,495,851.36	10,501,165.39	0 %	
Cash Revenue		0.00	3,775,065.84	670,826.75	6,055,272.80	0.00	10,501,165.39	0.00	10,495,851.36	10,495,851.36	10,501,165.39	0 %	
Non-Tax		0.00	3,775,065.84	670,826.75	6,055,272.80	0.00	10,501,165.39	0.00	10,495,851.36	10,495,851.36	10,501,165.39	0 %	
Other Sales	4020216099	0.00	3,775,065.84	670,826.75	6,055,272.80	0.00	10,501,165.39	0.00	10,495,851.36	10,495,851.36	10,501,165.39	0 %	
<b>TOTAL</b>		0.00	3,775,065.84	670,826.75	6,055,272.80	0.00	10,501,165.39	0.00	10,495,851.36	10,495,851.36	10,501,165.39	0 %	

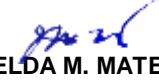
Certified Correct:

  
**JUNIMARO P. BACULO, CPA**  
 Accountant IV  
 Date: 10/5/2020

Recommending Approval:

  
**JOCELYN S. CASIDA, CPA, MBA**  
 Financial and Management Officer II  
 Date: 10/5/2020

Approved By:


  
**IMELDA M. MATEO, MD, MBAH, FPCP, FPCCP**  
 Medical Center Chief II  
 Date: 10/5/2020

As at the Quarter Ending December 31, 2020

Department : Department of Health (DOH)  
 Agency : Office of the Secretary  
 Operating Unit : 'Amang' Rodriguez Medical Center  
 Organization Code : 13 001 1400012  
 Fund Cluster : 07 - Trust Receipts


Classification/Sources of Revenue and Other Receipts	UACS CODE	REVENUE TARGET (Annual) per BESF	Actual Revenue and Other Receipts Collections					Cumulative Remittance/Deposits to Date			Variance		Remarks
			1st Quarter Ending March 31	2nd Quarter Ending June 30	3rd Quarter Ending Sept. 30	4th Quarter Ending Dec. 31	Total	Remittance to BTr	Deposited with AGDB	TOTAL	Amount	%	
1	2	3	4	5	6	7	8=[{6+(-)7}-8+9]	9	10	11=(9+10)	12=(8-3)	13=(12/3)	14
Trust Receipts		1,359,094.12	736,866.00	253,894.60	1,021,161.29	1,740,630.24	3,752,552.13	3,735,434.63	0.00	3,735,434.63	2,393,458.01	176 %	
Other Trust Receipts Deposited with the National Treasury		1,359,094.12	736,866.00	253,894.60	1,021,161.29	1,740,630.24	3,752,552.13	3,735,434.63	0.00	3,735,434.63	2,393,458.01	176 %	
Other Service Income		0.00	43,800.00	15,000.00	828,100.00	1,302,400.00	2,189,300.00	2,189,300.00	0.00	2,189,300.00	2,189,300.00	0 %	
Other Sales		0.00	280,050.00	0.00	133,200.00	54,800.00	468,050.00	468,050.00	0.00	468,050.00	468,050.00	0 %	
Guaranty / Security Deposits Payable		1,359,094.12	413,016.00	0.00	40,602.50	185,487.80	639,106.30	639,106.30	0.00	639,106.30	(719,987.82)	-53 %	
Advances for Payroll		0.00	0.00	77,246.05	8,955.36	61,838.44	148,039.85	148,039.85	0.00	148,039.85	148,039.85	0 %	
Advances to Special Disbursing Officer		0.00	0.00	111,453.05	3,027.31	136,104.00	250,584.36	233,466.86	0.00	233,466.86	250,584.36	0 %	
Trust Liabilities		0.00	0.00	18,190.30	7,276.12	0.00	25,466.42	25,466.42	0.00	25,466.42	25,466.42	0 %	
Disallowances		0.00	0.00	32,005.20	0.00	0.00	32,005.20	32,005.20	0.00	32,005.20	32,005.20	0 %	
<b>TOTAL</b>		1,359,094.12	736,866.00	253,894.60	1,021,161.29	1,740,630.24	3,752,552.13	3,735,434.63	0.00	3,735,434.63	2,393,458.01	176 %	

Certified Correct:

  
**JUNIMARO P. BACULO, CPA**  
 Accountant IV


Date: 1/21/2021

Recommending Approval:

  
**JOCELYN S. CASIDA, CPA, MBA**  
 Financial and Management Officer II

Date: 1/21/2021

Approved By:

  
**IMELDA M. MATEO, MD, MBAH, FPCP, FPCCP**  
 Medical Center Chief II


Date: 1/21/2021

As at the Quarter Ending December 31, 2020


Department : Department of Health (DOH)  
 Agency : Office of the Secretary  
 Operating Unit : 'Amang' Rodriguez Medical Center  
 Organization Code : 13 001 1400012  
 Fund Cluster : 05 - Internally Generated Funds

Classification/Sources of Revenue and Other Receipts	UACS CODE	REVENUE TARGET (Annual) per BESF	Actual Revenue and Other Receipts Collections					Cumulative Remittance/Deposits to Date			Variance		Remarks
			1st Quarter Ending March 31	2nd Quarter Ending June 30	3rd Quarter Ending Sept. 30	4th Quarter Ending Dec. 31	Total	Remittance to BTr	Deposited with AGDB	TOTAL	Amount	%	
1	2	3	4	5	6	7	8=[(6+(-)7)-8+9]	9	10	11=(9+10)	12=(8-3)	13=(12/3)	14
<b>Internally Generated Funds</b>		291,445,092.76	63,257,074.47	116,231,712.23	30,913,104.36	22,573,092.82	232,974,983.88	0.00	232,411,773.98	232,411,773.98	(58,470,108.88)	-20 %	
<b>Revenue Collections</b>		291,445,092.76	63,257,074.47	59,823,459.17	21,250,156.95	11,300,258.12	155,630,948.71	0.00	155,077,702.81	155,077,702.81	(135,814,144.05)	-47 %	
<b>Cash Revenue</b>		291,445,092.76	63,257,074.47	59,823,459.17	21,250,156.95	11,300,258.12	155,630,948.71	0.00	155,077,702.81	155,077,702.81	(135,814,144.05)	-47 %	
<b>Non-Tax</b>		291,445,092.76	63,257,074.47	59,823,459.17	21,250,156.95	11,300,258.12	155,630,948.71	0.00	155,077,702.81	155,077,702.81	(135,814,144.05)	-47 %	
Other Service Income	4020199099	3,217,302.51	540,154.52	122,069.49	218,170.17	40,073.14	920,467.32	0.00	919,802.12	919,802.12	(2,296,835.19)	-71 %	
Other Sales	4020216099	210,216,203.29	44,800,899.10	55,315,108.12	16,898,655.00	2,074,153.45	119,088,815.67	0.00	119,088,815.67	119,088,815.67	(91,127,387.62)	-43 %	
Medical Supplies	4020217002	9,783,286.92	2,428,409.95	719,905.69	604,735.65	757,655.15	4,510,706.44	0.00	4,480,198.80	4,480,198.80	(5,272,580.48)	-54 %	
Medical Fees - Operating Room	4020217003	631,697.97	137,379.03	40,469.00	37,987.66	26,804.61	242,640.30	0.00	242,206.09	242,206.09	(389,057.67)	-62 %	
Medical Fees - Radiology	4020217004	12,384,866.60	2,672,756.31	896,030.23	770,395.46	1,323,278.18	5,662,460.18	0.00	5,620,422.18	5,620,422.18	(6,722,406.42)	-54 %	
Medical Fees - Laboratory	4020217005	18,336,367.94	3,922,214.41	1,304,052.55	1,182,334.97	3,213,154.89	9,621,756.82	0.00	9,361,395.22	9,361,395.22	(8,714,611.12)	-48 %	
Medical Fees - Hemodialysis	4020217006	170,980.10	46,234.76	0.00	0.00	1,449.72	47,684.48	0.00	47,684.48	47,684.48	(123,295.62)	-72 %	
Medical Fees - Cardio-Vascular Services	4020217007	1,178,954.30	282,832.00	84,284.00	80,217.50	166,610.00	613,943.50	0.00	611,703.50	611,703.50	(565,010.80)	-48 %	
Medical Fees - Physical Medicine & Rehabilitation Services	4020217009	1,355,456.30	249,520.00	4,290.00	880.00	118,192.75	372,882.75	0.00	372,882.75	372,882.75	(982,573.55)	-72 %	
Medical Fees - Pulmonary Services	4020217010	87,142.73	27,037.54	116.80	0.00	0.00	27,154.34	0.00	27,154.34	27,154.34	(59,988.39)	-69 %	
Other Fees	4020217099	34,082,834.10	8,149,636.85	1,337,133.29	1,456,780.54	3,578,886.23	14,522,436.91	0.00	14,305,437.66	14,305,437.66	(19,560,397.19)	-57 %	
<b>Non-Revenue Collections/Other Receipts</b>		0.00	0.00	56,408,253.06	9,662,947.41	11,272,834.70	77,344,035.17	0.00	77,334,071.17	77,334,071.17	77,344,035.17	0 %	
<b>Cash Receipts</b>		0.00	0.00	56,408,253.06	9,662,947.41	11,272,834.70	77,344,035.17	0.00	77,334,071.17	77,334,071.17	77,344,035.17	0 %	
<b>Others</b>		0.00	0.00	56,408,253.06	9,662,947.41	11,272,834.70	77,344,035.17	0.00	77,334,071.17	77,334,071.17	77,344,035.17	0 %	
Advances for Payroll	1990102000	0.00	0.00	53,461.58	36,596.95	48,247.15	138,305.68	0.00	138,305.68	138,305.68	138,305.68	0 %	
Advances for Special Disbursing Officer	1990103000	0.00	0.00	656,069.41	4,054.50	1,240.80	661,364.71	0.00	661,364.71	661,364.71	661,364.71	0 %	
Advances to Officers and Employees	1990104000	0.00	0.00	17,527.45	0.00	0.00	17,527.45	0.00	17,527.45	17,527.45	17,527.45	0 %	
Trust Liabilities	2040101000	0.00	0.00	55,681,194.62	9,622,295.96	10,994,244.00	76,297,734.58	0.00	76,287,770.58	76,287,770.58	76,297,734.58	0 %	
Representation Expenses	5029903000	0.00	0.00	0.00	0.00	229,102.75	229,102.75	0.00	229,102.75	229,102.75	229,102.75	0 %	
<b>TOTAL</b>		291,445,092.76	63,257,074.47	116,231,712.23	30,913,104.36	22,573,092.82	232,974,983.88	0.00	232,411,773.98	232,411,773.98	(58,470,108.88)	-20 %	

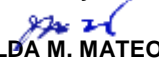
Certified Correct:

  
**JUNIMAR P. BACULO, CPA**  
 Accountant IV  
 Date: 1/21/2021

Recommending Approval:

  
**JOCELYN S. CASIDA, CPA, MBA**  
 Financial and Management Officer II  
 Date: 1/21/2021

Approved By:


  
**IMELDA M. MATEO, MD, MBAH, FPCP, FPCCP**  
 Medical Center Chief II  
 Date: 1/21/2021

As at the Quarter Ending December 31, 2020

Department : Department of Health (DOH)  
 Agency : Office of the Secretary  
 Operating Unit : 'Amang' Rodriguez Medical Center  
 Organization Code : 13 001 1400012  
 Fund Cluster : 06 - Business Related Funds


Classification/Sources of Revenue and Other Receipts	UACS CODE	REVENUE TARGET (Annual) per BESF	Actual Revenue and Other Receipts Collections					Cumulative Remittance/Deposits to Date			Variance		Remarks
			1st Quarter Ending March 31	2nd Quarter Ending June 30	3rd Quarter Ending Sept. 30	4th Quarter Ending Dec. 31	Total	Remittance to BTr	Deposited with AGDB	TOTAL	Amount	%	
1	2	3	4	5	6	7	8=[{6+(-)7}-8+9]	9	10	11=(9+10)	12=(8-3)	13=(12/3)	14
Business Related Funds		0.00	3,775,065.84	670,826.75	6,055,272.80	29,413,794.64	39,914,960.03	0.00	21,598,266.59	21,598,266.59	39,914,960.03	0 %	
Revenue Collections		0.00	3,775,065.84	670,826.75	6,055,272.80	29,413,794.64	39,914,960.03	0.00	21,598,266.59	21,598,266.59	39,914,960.03	0 %	
Cash Revenue		0.00	3,775,065.84	670,826.75	6,055,272.80	29,413,794.64	39,914,960.03	0.00	21,598,266.59	21,598,266.59	39,914,960.03	0 %	
Non-Tax		0.00	3,775,065.84	670,826.75	6,055,272.80	29,413,794.64	39,914,960.03	0.00	21,598,266.59	21,598,266.59	39,914,960.03	0 %	
Other Sales	4020216099	0.00	3,775,065.84	670,826.75	6,055,272.80	29,413,794.64	39,914,960.03	0.00	21,598,266.59	21,598,266.59	39,914,960.03	0 %	
<b>TOTAL</b>		0.00	3,775,065.84	670,826.75	6,055,272.80	29,413,794.64	39,914,960.03	0.00	21,598,266.59	21,598,266.59	39,914,960.03	0 %	

Certified Correct:

  
**JUNIMARO P. BACULO, CPA**  
 Accountant IV


Date: 1/21/2021

Recommending Approval:

  
**JOCELYN S. CASIDA, CPA, MBA**  
 Financial and Management Officer II

Date: 1/21/2021

Approved By:

  
**IMELDA M. MATEO, MD, MBAH, FPCP, FPCCP**  
 Medical Center Chief II

Date: 1/21/2021