

MONTHLY REPORT OF DISBURSEMENTS

For the month of January 31, 2020

Department: Health
 Entity Name: "Amang" Rodriguez Memorial Medical Center
 Operating Unit: _____
 Organization Code (UACS): 13 001 14 00012
 Funding Source Code (as clustered): 01

(e.g. Old Fund Code: 101,102, 151)

FAR No. 4

PARTICULARS	CURRENT YEAR BUDGET					PRIOR YEAR'S ACCOUNTS PAYABLE					CURRENT YEAR'S ACCOUNTS PAYABLE					SUB-TOTAL	TRUST LIABILITIES				GRAND TOTAL					Remark	
	PS	MOOE	Fin. Exp	CO	TOTAL	PS	MOOE	Fin. Exp	CO	Sub-Total	PS	MOOE	Fin. Exp	CO	Sub-Total		TOTAL	PS	MOOE	CO	TOTAL	PS	MOOE	Fin. Exp	CO		TOTAL
	2	3	4	5	6=(2+3+4+5)	7	8	9	10	11=(7+8+9+10)	12	13	14	15	16=(12+13+14+15)		17=(11+16)	18=(6+17)	19	20	21	22=(19+20+21)	23	24	25		26
January 31, 2020																											
Notice of Cash Allocation (NCA)																											
MDS Checks Issued	38,803,932.90	378,307.45			39,182,240.35	9,832,244.02	39,632.34			9,871,876.36						9,871,876.36	49,054,116.71				48,636,176.92		417,939.79			49,054,116.71	
Advice to Debit Account							539,000.00			539,000.00						539,000.00	539,000.00					539,000.00				539,000.00	
Working Fund (NCA issued to BTr)																											
Tax Remittance Advices Issued (TRA)						1,080,123.05	262,907.64			3,322,589.91	4,665,620.60					4,665,620.60	4,665,620.60	10,635.96			10,635.96	1,080,123.05	273,543.60		3,322,589.91	4,676,256.56	
Cash Disbursement Ceiling (CDC)																											
Non-Cash Availment Authority (NCAA)																											
Others (CDT, BTr Does Stamp, etc.)																											
TOTAL	38,803,932.90	378,307.45			39,182,240.35	10,912,367.07	841,539.98			3,322,589.91	15,076,496.96					15,076,496.96	54,258,737.31				10,635.96	49,716,299.97	1,230,483.39		3,322,589.91	54,269,373.27	
February 28, 2020																											
Notice of Cash Allocation																											
MDS Checks Issued																											
Advice to Debit Account																											
Tax Remittance Advices Issued																											
Cash Disbursement Ceiling																											
Non-Cash Availment Authority																											
Others (CDT, Does Stamp, etc.)																											
TOTAL																											
March 31, 2020																											
Notice of Cash Allocation																											
MDS Checks Issued																											
Advice to Debit Account																											
Tax Remittance Advices Issued																											
Cash Disbursement Ceiling																											
Non-Cash Availment Authority																											
Others (CDT, Does Stamp, etc.)																											
TOTAL																											
1st QUARTER																											
Notice of Cash Allocation																											
MDS Checks Issued	38,803,932.90	378,307.45			39,182,240.35	9,832,244.02	39,632.34			9,871,876.36						9,871,876.36	49,054,116.71				48,636,176.92		417,939.79			49,054,116.71	
Advice to Debit Account							539,000.00			539,000.00						539,000.00	539,000.00					539,000.00				539,000.00	
Tax Remittance Advices Issued						1,080,123.05	262,907.64			3,322,589.91	4,665,620.60					4,665,620.60	4,665,620.60	10,635.96			10,635.96	1,080,123.05	273,543.60		3,322,589.91	4,676,256.56	
Cash Disbursement Ceiling																											
Non-Cash Availment Authority																											
Others (CDT, Does Stamp, etc.)																											
GRAND TOTAL	38,803,932.90	378,307.45			39,182,240.35	10,912,367.07	841,539.98			3,322,589.91	15,076,496.96					15,076,496.96	54,258,737.31				10,635.96	49,716,299.97	1,230,483.39		3,322,589.91	54,269,373.27	

SUMMARY:

	Previous Report (-)	This month (Jan)	As of Date		Previous Report (-)	This month (January)	As of Date
Total Disbursement Authorities Received							
NCA			57,663,000.00	57,663,000.00		97,533,000.00	97,533,000.00
Working Fund						(54,269,373.27)	(54,269,373.27)
TRA		4,676,256.56	4,676,256.56			43,263,626.73	43,263,626.73
CDC							
NCAA							
Others (CDT, BTr Does Stamp, etc.)							
Less: Notice of Transfer Allocations (NTA)* issued							
Total Disbursements Authorities Available		62,339,256.56	62,339,256.56				
Less: Lapsed NCA							
Disbursements *		(54,269,373.27)	(54,269,373.27)				
Balance of Disbursements Authorities as of to date		<u>8,069,883.29</u>	<u>8,069,883.29</u>				

Notes: The use of NTA is discouraged
 * Amounts should tally

Certified Correct: 
JUNMARIO P. BACULO, CPA
 Accountant IV
 Date: _____

Approved By: 
MELDA M. MATEO, MD, FPCC, FPCCP
 Medical Center Chief II
 Date: _____

MONTHLY REPORT OF DISBURSEMENTS

For the month of February 28, 2020

Department: Health
 Entity Name: "Amang" Rodriguez Memorial Medical Center
 Operating Unit: _____
 Organization Code (UACS): 13 001 14 00012
 Funding Source Code (as clustered): 01

FAR No. 4

(e.g. Old Fund Code: 101,102, 151)

PARTICULARS	CURRENT YEAR BUDGET					PRIOR YEAR'S BUDGET										SUB-TOTAL	TRUST LIABILITIES				GRAND TOTAL					Remark			
	PS	MOOE	Fin. Exp	CO	TOTAL	PRIOR YEAR'S ACCOUNTS PAYABLE					CURRENT YEAR'S ACCOUNTS PAYABLE						PS	MOOE	CO	TOTAL	PS	MOOE	Fin. Exp	CO	TOTAL				
						PS	MOOE	Fin. Exp	CO	Sub-Total	PS	MOOE	Fin. Exp	CO	Sub-Total												TOTAL		
1	2	3	4	5	6=(2+3+4+5)	7	8	9	10	11=(7+8+9+10)	12	13	14	15	16=(12+13+14+15)	17=(11+16)	18=(6+17)	19	20	21	22=(19+20+21)	23	24	25	26	27=(23+24+25+26)	28		
January 31, 2020																													
Notice of Cash Allocation (NCA)																													
MDS Checks Issued	38,803,932.90	378,307.45			39,182,240.35	9,832,244.02	39,632.34			9,871,876.36					-	9,871,876.36	49,054,116.71					48,636,176.92	417,939.79					49,054,116.71	
Advice to Debit Account					-		539,000.00			539,000.00					-	539,000.00	539,000.00					-	539,000.00					539,000.00	
Working Fund (NCA issued to BTr)					-										-														
Tax Remittance Advices Issued (TRA)					-	1,080,123.05	262,907.64			3,322,589.91	4,665,620.60				-	4,665,620.60	4,665,620.60	10,635.96				10,635.96	1,080,123.05	273,543.60		3,322,589.91		4,676,256.56	
Cash Disbursement Ceiling (CDC)					-										-														
Non-Cash Availment Authority (NCAA)					-										-														
Others (CDT, BTr Does Stamp, etc.)					-										-														
TOTAL	38,803,932.90	378,307.45			39,182,240.35	10,912,367.07	841,539.98			3,322,589.91	15,076,496.96				-	15,076,496.96	54,258,737.31					10,635.96	49,716,299.97	1,230,483.39		3,322,589.91		54,269,373.27	
February 28, 2020																													
Notice of Cash Allocation																													
MDS Checks Issued	46,780,369.57	109,240.15			46,889,609.72	1,584,908.60				1,584,908.60					-	1,584,908.60	48,474,518.32					48,365,278.17	109,240.15					48,474,518.32	
Advice to Debit Account		962,500.00			962,500.00	735,975.17				735,975.17					-	735,975.17	1,698,475.17					1,698,475.17						1,698,475.17	
Tax Remittance Advices Issued	7,801,140.32				7,801,140.32	154,052.10	175.13			154,227.23					-	154,227.23	7,955,367.55					7,955,192.42	175.13					7,955,367.55	
Cash Disbursement Ceiling					-										-														
Non-Cash Availment Authority					-										-														
Others (CDT, Does Stamp, etc.)					-										-														
TOTAL	54,581,509.89	1,071,740.15			55,653,250.04	1,738,960.70	736,150.30			2,475,111.00					-	2,475,111.00	58,128,361.04					56,320,470.59	1,807,890.45					58,128,361.04	
March 31, 2020																													
Notice of Cash Allocation																													
MDS Checks Issued					-										-														
Advice to Debit Account					-										-														
Tax Remittance Advices Issued					-										-														
Cash Disbursement Ceiling					-										-														
Non-Cash Availment Authority					-										-														
Others (CDT, Does Stamp, etc.)					-										-														
TOTAL					-										-														
1st QUARTER																													
Notice of Cash Allocation																													
MDS Checks Issued	85,584,302.47	487,547.60			86,071,850.07	11,417,152.62	39,632.34			11,456,784.96					-	11,456,784.96	97,528,635.03					97,001,455.09	527,179.94					97,528,635.03	
Advice to Debit Account		962,500.00			962,500.00	1,274,975.17				1,274,975.17					-	1,274,975.17	2,237,475.17					2,237,475.17						2,237,475.17	
Tax Remittance Advices Issued	7,801,140.32				7,801,140.32	1,234,175.15	263,082.77			3,322,589.91	4,819,847.83				-	4,819,847.83	12,620,988.15	10,635.96				10,635.96	9,035,315.47	273,718.73		3,322,589.91		12,631,624.11	
Cash Disbursement Ceiling					-										-														
Non-Cash Availment Authority					-										-														
Others (CDT, Does Stamp, etc.)					-										-														
GRAND TOTAL	93,385,442.79	1,450,047.60			94,835,490.39	12,651,327.77	1,577,690.28			3,322,589.91	17,551,607.96				-	17,551,607.96	112,387,098.35					10,635.96	106,036,770.56	3,038,373.84		3,322,589.91		112,397,734.31	

SUMMARY:

	Previous Report (Jan)	This month (Feb)	As of Date		Previous Report (January)	This month (February)	As of Date
Total Disbursement Authorities Received				Total Disbursements Program	97,533,000.00	158,064,000.00	255,597,000.00
NCA	57,663,000.00	59,352,400.00	117,015,400.00	Less: * Actual Disbursements (Over)/Under spending	(54,269,373.27)	(58,128,361.04)	(112,397,734.31)
Working Fund					43,263,626.73	99,935,638.96	143,199,265.69
TRA	4,676,256.56	7,955,367.55	12,631,624.11				
CDC							
NCAA							
Others (CDT, BTr Does Stamp, etc.)							
Less: Notice of Transfer Allocations (NTA)* issued							
Total Disbursements Authorities Available	62,339,256.56	67,307,767.55	129,647,024.11				
Less: Lapsed NCA							
Disbursements *	(54,269,373.27)	(58,128,361.04)	(112,397,734.31)				
Balance of Disbursements Authorities as of to date	8,069,883.29	9,179,406.51	17,249,289.80				

Notes: The use of NTA is discouraged
 * Amounts should tally

Certified Correct: 
JUNMARO P. BACULO, CPA
 Accountant IV
 Date: _____

Approved By: 
MELDA M. MATEO, MD, FPCC, FPCCP
 Medical Center Chief II
 Date: _____

MONTHLY REPORT OF DISBURSEMENTS

For the month of March 31, 2020

Department: Health
 Entity Name: "Amang" Rodriguez Memorial Medical Center
 Operating Unit: _____
 Organization Code (UACS): 13 001 14 00012
 Funding Source Code (as clustered): 01

FAR No. 4

(e.g. Old Fund Code: 101,102, 151)

PARTICULARS	CURRENT YEAR BUDGET					PRIOR YEAR'S ACCOUNTS PAYABLE					CURRENT YEAR'S ACCOUNTS PAYABLE					SUB-TOTAL	TRUST LIABILITIES				GRAND TOTAL					Remark			
	PS	MOOE	Fin. Exp	CO	TOTAL	PS	MOOE	Fin. Exp	CO	Sub-Total	PS	MOOE	Fin. Exp	CO	Sub-Total		TOTAL	PS	MOOE	CO	TOTAL	PS	MOOE	Fin. Exp	CO		TOTAL		
	1	2	3	4	5	6=(2+3+4+5)	7	8	9	10	11=(7+8+9+10)	12	13	14	15		16=(12+13+14+15)	17=(11+16)	18=(6+17)	19	20	21	22=(19+20+21)	23	24		25	26	27=(23+24+25+26)
January 31, 2020																													
Notice of Cash Allocation (NCA)																													
MDS Checks Issued	38,803,932.90	378,307.45			39,182,240.35	9,832,244.02	39,632.34			9,871,876.36						9,871,876.36	49,054,116.71				48,636,176.92	417,939.79				49,054,116.71			
Advice to Debit Account							539,000.00			539,000.00						539,000.00	539,000.00					539,000.00				539,000.00			
Working Fund (NCA issued to BTr)																													
Tax Remittance Advices Issued (TRA)						1,080,123.05	262,907.64			3,322,589.91	4,665,620.60					4,665,620.60	4,665,620.60	10,635.96			10,635.96	1,080,123.05			3,322,589.91	4,676,256.56			
Cash Disbursement Ceiling (CDC)																													
Non-Cash Availment Authority (NCAA)																													
Others (CDT, BTr Does Stamp, etc.)																													
TOTAL	38,803,932.90	378,307.45			39,182,240.35	10,912,367.07	841,539.98			3,322,589.91	15,076,496.96					15,076,496.96	54,258,737.31				10,635.96				49,716,299.97	1,230,483.39	3,322,589.91	54,269,373.27	
February 28, 2020																													
Notice of Cash Allocation																													
MDS Checks Issued	46,780,369.57	109,240.15			46,889,609.72	1,584,908.60				1,584,908.60						1,584,908.60	48,474,518.32				48,365,278.17	109,240.15				48,474,518.32			
Advice to Debit Account		962,500.00			962,500.00		735,975.17			735,975.17						735,975.17	1,698,475.17					1,698,475.17				1,698,475.17			
Tax Remittance Advices Issued	7,801,140.32				7,801,140.32	154,052.10	175.13			154,227.23						154,227.23	7,955,367.55				7,955,192.42	175.13				7,955,367.55			
Cash Disbursement Ceiling																													
Non-Cash Availment Authority																													
Others (CDT, Does Stamp, etc.)																													
TOTAL	54,581,509.89	1,071,740.15			55,653,250.04	1,738,960.70	736,150.30			2,475,111.00						2,475,111.00	58,128,361.04								56,320,470.59	1,807,890.45		58,128,361.04	
March 31, 2020																													
Notice of Cash Allocation																													
MDS Checks Issued	70,591,049.63	176,008.81			70,767,058.44	977,031.54											70,767,058.44	22,000.00			22,000.00	71,568,081.17	198,008.81				71,766,089.98		
Advice to Debit Account		1,170,391.07			1,170,391.07		2,290,079.85		207,802.08	7,497,881.93						7,497,881.93	8,668,273.00					8,460,470.92			207,802.08	8,668,273.00			
Tax Remittance Advices Issued							2,008.93																2,008.93				2,008.93		
Cash Disbursement Ceiling																													
Non-Cash Availment Authority																													
Others (CDT, Does Stamp, etc.)																													
TOTAL	70,591,049.63	1,346,399.88			71,937,449.51	977,031.54	7,292,088.78		207,802.08	7,497,881.93						7,497,881.93	79,435,331.44				22,000.00				71,568,081.17	8,660,488.66	207,802.08	80,436,371.91	
1st QUARTER																													
Notice of Cash Allocation																													
MDS Checks Issued	156,175,352.10	663,556.41			156,838,908.51	12,394,184.16	39,632.34			11,456,784.96						11,456,784.96	168,295,693.47			22,000.00	22,000.00	168,569,536.26	725,188.75			169,294,725.01			
Advice to Debit Account		2,132,891.07			2,132,891.07		8,565,055.02		207,802.08	8,772,857.10						8,772,857.10	10,905,748.17					10,905,748.17			207,802.08	10,905,748.17			
Tax Remittance Advices Issued	7,801,140.32				7,801,140.32	1,234,175.15	265,091.70		3,322,589.91	4,819,847.83						4,819,847.83	12,620,988.15			10,635.96	10,635.96	9,035,315.47	275,727.66		3,322,589.91	12,633,633.04			
Cash Disbursement Ceiling																													
Non-Cash Availment Authority																													
Others (CDT, Does Stamp, etc.)																													
GRAND TOTAL	163,976,492.42	2,796,447.48			166,772,939.90	13,628,359.31	8,869,779.06		3,530,391.99	25,049,489.89						25,049,489.89	191,822,429.79				32,635.96				177,604,851.73	11,698,862.50	3,530,391.99	192,834,106.22	

SUMMARY:

	Previous Report (Jan)	This month (March)	As of Date		Previous Report (January)	This month (March)	As of Date
Total Disbursement Authorities Received							
NCA	117,015,400.00	64,863,000.00	181,878,400.00	Total Disbursements Program	255,597,000.00	123,677,000.00	379,274,000.00
Working Fund				Less: * Actual Disbursements	(112,397,734.31)	(80,436,371.91)	(192,834,106.22)
TRA	12,631,624.11	2,008.93	12,633,633.04	(Over)/Under spending	143,199,265.69	43,240,628.09	186,439,893.78
CDC							
NCAA							
Others (CDT, BTr Does Stamp, etc.)							
Less: Notice of Transfer Allocations (NTA)* issued							
Total Disbursements Authorities Available	129,647,024.11	64,865,008.93	194,512,033.04				
Less: Lapsed NCA		(10,526.82)	(10,526.82)				
Disbursements *	(112,397,734.31)	(80,436,371.91)	(192,834,106.22)				
Balance of Disbursements Authorities as of to date	17,249,289.80	(15,581,889.80)	1,667,400.00				

Notes: The use of NTA is discouraged
 * Amounts should tally

Certified Correct: 
JUNIMARO P. BACULO, CPA
 Accountant IV
 Date: _____

Approved By: 
IMELDA M. MATEO, MD, FPCCP, FPCCP
 Medical Center Chief II
 Date: _____

MONTHLY REPORT OF DISBURSEMENTS

For the month of April 30, 2020

Department: Health
 Entity Name: "Amang" Rodriguez Memorial Medical Center
 Operating Unit: _____
 Organization Code (UACS): 13 001 14 00012
 Funding Source Code (as clustered): 01

FAR No. 4


(e.g. Old Fund Code: 101,102, 151)

PARTICULARS	CURRENT YEAR BUDGET					PRIOR YEAR'S ACCOUNTS PAYABLE					CURRENT YEAR'S ACCOUNTS PAYABLE					SUB-TOTAL	TRUST LIABILITIES				GRAND TOTAL					Remark			
	PS	MOOE	Fin. Exp	CO	TOTAL	PS	MOOE	Fin. Exp	CO	Sub-Total	PS	MOOE	Fin. Exp	CO	Sub-Total		PS	MOOE	CO	TOTAL	PS	MOOE	Fin. Exp	CO	TOTAL				
	2	3	4	5	6=(2+3+4+5)	7	8	9	10	11=(7+8+9+10)	12	13	14	15	16=(12+13+14+15)		17=(11+16)	18=(6+17)	19	20	21	22=(19+20+21)	23	24	25		26	27=(23+24+25+26)	28
April 30, 2020																													
Notice of Cash Allocation (NCA)																													
MDS Checks Issued	49,445,847.19	777,755.31			50,223,602.50																								
Advice to Debit Account		1,935,332.14			1,935,332.14		6,148,668.98		3,688,326.54	9,836,995.52									953,000.00		953,000.00			49,445,847.19	1,730,755.31			51,176,602.50	
Working Fund (NCA issued to BTr)																													
Tax Remittance Advices Issued (TRA)	9,626,430.47	3,883.93			9,630,314.40		422,246.08			422,246.08															9,626,430.47	426,130.01			10,052,560.48
Cash Disbursement Ceiling (CDC)																													
Non-Cash Availment Authority (NCAA)																													
Others (CDT, BTr Does Stamp, etc.)																													
TOTAL	59,072,277.66	2,716,971.38	-	-	61,789,249.04	-	6,570,915.06	-	3,688,326.54	10,259,241.60	-	-	-	-	-	10,259,241.60	72,048,490.64	-	953,000.00	-	953,000.00	-	-	59,072,277.66	10,240,886.41	-	3,688,326.54	73,001,490.64	
May 31, 2020																													
Notice of Cash Allocation																													
MDS Checks Issued																													
Advice to Debit Account																													
Tax Remittance Advices Issued																													
Cash Disbursement Ceiling																													
Non-Cash Availment Authority																													
Others (CDT, Does Stamp, etc.)																													
TOTAL	-	-	-	-	-	-	-	-	-	-	-	-	-	-	-	-	-	-	-	-	-	-	-	-	-	-	-		
June 30, 2020																													
Notice of Cash Allocation																													
MDS Checks Issued																													
Advice to Debit Account																													
Tax Remittance Advices Issued																													
Cash Disbursement Ceiling																													
Non-Cash Availment Authority																													
Others (CDT, Does Stamp, etc.)																													
TOTAL	-	-	-	-	-	-	-	-	-	-	-	-	-	-	-	-	-	-	-	-	-	-	-	-	-	-	-		
1st QUARTER																													
Notice of Cash Allocation																													
MDS Checks Issued	49,445,847.19	777,755.31			50,223,602.50																								
Advice to Debit Account		1,935,332.14			1,935,332.14		6,148,668.98		3,688,326.54	9,836,995.52									953,000.00		953,000.00			49,445,847.19	1,730,755.31			51,176,602.50	
Tax Remittance Advices Issued	9,626,430.47	3,883.93			9,630,314.40		422,246.08			422,246.08														9,626,430.47	426,130.01			10,052,560.48	
Cash Disbursement Ceiling																													
Non-Cash Availment Authority																													
Others (CDT, Does Stamp, etc.)																													
TOTAL	59,072,277.66	2,716,971.38	-	-	61,789,249.04	-	6,570,915.06	-	3,688,326.54	10,259,241.60	-	-	-	-	-	10,259,241.60	72,048,490.64	-	953,000.00	-	953,000.00	-	-	59,072,277.66	10,240,886.41	-	3,688,326.54	73,001,490.64	

SUMMARY:

	Previous Report (March)	This month (April)	As of Date		Previous Report (March)	This month (April)	As of Date
Total Disbursement Authorities Received				Total Disbursements Program	379,274,000.00	140,704,000.00	519,978,000.00
NCA	181,878,400.00	236,825,000.00	418,703,400.00	Less: * Actual Disbursements	(192,834,106.22)	(73,001,490.64)	(265,835,596.86)
Working Fund				(Over)/Under spending	186,439,893.78	67,702,509.36	254,142,403.14
TRA	12,633,633.04	10,052,560.48	22,686,193.52				
CDC							
NCAA							
Others (CDT, BTr Does Stamp, etc.)							
Less: Notice of Transfer Allocations (NTA)* issued							
Total Disbursements Authorities Available	194,512,033.04	246,877,560.48	441,389,593.52				
Less: Lapsed NCA	(10,526.82)	-	(10,526.82)				
Disbursements *	(192,834,106.22)	(73,001,490.64)	(265,835,596.86)				
Balance of Disbursements Authorities as of date	1,667,400.00	173,876,069.84	175,543,469.84				

Notes: The use of NTA is discouraged
 * Amounts should tally

Certified Correct: 
JUNMARO P. BACULO, CPA
 Accountant IV
 Date: _____

Reg
 TR
 ada

Approved By: 
MELDA M. MATEO, MD, FPCCP, FPCCP
 Medical Center Chief II
 Date: _____

MONTHLY REPORT OF DISBURSEMENTS

For the month of May 31, 2020

Department: Health
 Entity Name: "Amang" Rodriguez Memorial Medical Center
 Operating Unit:
 Organization Code (UACS): 13 001 14 00012
 Funding Source Code (as clustered): 01

(e.g. Old Fund Code: 101,102, 151)

FAR No. 4


PARTICULARS	CURRENT YEAR BUDGET					PRIOR YEAR'S BUDGET											SUB-TOTAL	TRUST LIABILITIES				GRAND TOTAL					Remark	
	PS	MOOE	Fin. Exp	CO	TOTAL	PRIOR YEAR'S ACCOUNTS PAYABLE					CURRENT YEAR'S ACCOUNTS PAYABLE							PS	MOOE	CO	TOTAL	PS	MOOE	Fin. Exp	CO	TOTAL		
						PS	MOOE	Fin. Exp	CO	Sub-Total	PS	MOOE	Fin. Exp	CO	Sub-Total	PS												MOOE
1	2	3	4	5	6=(2+3+4+5)	7	8	9	10	11=(7+8+9+10)	12	13	14	15	16=(12+13+14+15)	17=(11+16)	18=(6+17)	19	20	21	22=(19+20+21)	23	24	25	26	27=(23+24+25+26)	28	
April 30, 2020																												
Notice of Cash Allocation (NCA)																												
MDS Checks Issued	49,445,847.19	777,755.31			50,223,602.50	-	-	-	-	-	-	-	-	-	-	-	50,223,602.50	953,000.00			953,000.00	49,445,847.19	1,730,755.31	-	-	-	51,176,602.50	
Advice to Debit Account		1,935,332.14			1,935,332.14		6,148,668.98		3,688,326.54	9,836,995.52						9,836,995.52	11,772,327.66				-	-	8,084,001.12	-	3,688,326.54	-	11,772,327.66	
Working Fund (NCA issued to BTr)																												
Tax Remittance Advices Issued (TRA)	9,626,430.47	3,883.93			9,630,314.40	-	422,246.08		-	422,246.08						422,246.08	10,052,560.48					9,626,430.47	426,130.01	-	-	-	10,052,560.48	
Cash Disbursement Ceiling (CDC)																												
Non-Cash Availment Authority (NCAA)																												
Others (CDT, BTr Does Stamp, etc.)																												
TOTAL	59,072,277.66	2,716,971.38			61,789,249.04		6,570,915.06		3,688,326.54	10,259,241.60						10,259,241.60	72,048,490.64			953,000.00	59,072,277.66	10,240,886.44			3,688,326.54	73,001,490.64		
May 31, 2020																												
Notice of Cash Allocation																												
MDS Checks Issued	84,093,181.83	3,244,023.63			87,337,205.46	39,467.72				39,467.72						39,467.72	87,376,673.18	88,625.00			88,625.00	84,132,649.55	3,332,648.63	-	-	-	87,465,298.18	
Advice to Debit Account	1,612,431.16	8,865,063.88			10,477,495.04		7,585,502.90		5,085,683.94	12,671,186.84						12,671,186.84	23,148,681.88				1,612,431.16	16,450,566.78	-	5,085,683.94	-	23,148,681.88		
Tax Remittance Advices Issued	5,378,854.98	155,584.78			5,534,439.76		377,275.63		172,679.75	549,955.38						549,955.38	6,084,395.14				5,378,854.98	532,860.41	-	172,679.75	-	6,084,395.14		
Cash Disbursement Ceiling																												
Non-Cash Availment Authority																												
Others (CDT, Does Stamp, etc.)																												
TOTAL	91,084,467.97	12,264,672.29			103,349,140.26	39,467.72	7,962,778.53		5,258,363.69	13,260,609.94						13,260,609.94	116,609,750.20			88,625.00	91,123,935.69	20,316,075.82			5,258,363.69	116,698,375.20		
June 30, 2020																												
Notice of Cash Allocation																												
MDS Checks Issued																												
Advice to Debit Account																												
Tax Remittance Advices Issued																												
Cash Disbursement Ceiling																												
Non-Cash Availment Authority																												
Others (CDT, Does Stamp, etc.)																												
TOTAL																												
2nd QUARTER																												
Notice of Cash Allocation																												
MDS Checks Issued	133,539,029.02	4,021,778.94			137,560,807.96	39,467.72				39,467.72						39,467.72	137,600,275.68	1,041,625.00			1,041,625.00	133,578,496.74	5,063,403.94	-	-	-	138,641,900.68	
Advice to Debit Account	1,612,431.16	10,800,396.02			12,412,827.18		13,734,171.88		8,774,010.48	22,508,182.36						22,508,182.36	34,921,009.54				1,612,431.16	24,534,567.90	-	8,774,010.48	-	34,921,009.54		
Tax Remittance Advices Issued	15,005,285.45	159,468.71			15,164,754.16		799,521.71		172,679.75	972,201.46						972,201.46	16,136,955.62				15,005,285.45	958,990.42	-	172,679.75	-	16,136,955.62		
Cash Disbursement Ceiling																												
Non-Cash Availment Authority																												
Others (CDT, Does Stamp, etc.)																												
GRAND TOTAL	150,156,745.63	14,981,643.67			165,138,389.30	39,467.72	14,533,693.59		8,946,690.23	23,519,851.54						23,519,851.54	188,658,240.84			1,041,625.00	150,196,213.35	30,556,962.26			8,946,690.23	189,699,865.84		

SUMMARY:


	<u>Previous Report (April)</u>	<u>This month (May)</u>	<u>As of Date</u>		<u>Previous Report (April)</u>	<u>This month (May)</u>	<u>As of Date</u>
Total Disbursement Authorities Received				Total Disbursements Program	519,978,000.00	127,804,000.00	647,782,000.00
NCA	418,703,400.00	53,326,514.00	472,029,914.00	Less: * Actual Disbursements	(265,835,596.86)	(116,698,375.20)	(382,533,972.06)
Working Fund				(Over)/Under spending	254,142,403.14	11,105,624.80	265,248,027.94
TRA	22,686,193.52	6,084,395.14	28,770,588.66				
CDC							
NCAA							
Others (CDT, BTr Does Stamp, etc.)							
Less: Notice of Transfer Allocations (NTA)* issued							
Total Disbursements Authorities Available	441,389,593.52	59,410,909.14	500,800,502.66				
Less: Lapsed NCA	(10,526.82)	(10,526.82)	(10,526.82)				
Disbursements *	(265,835,596.86)	(116,698,375.20)	(382,533,972.06)				
Balance of Disbursements Authorities as of date	175,543,469.84	(57,287,466.06)	118,256,003.78				

Notes: The use of NTA is discouraged

* Amounts should tally

Certified Correct: 
JUNIMARO P. BACULO, CPA
 Accountant IV
 Date: _____

Reg 116,464,682.78
 TR 1,791,321.00
 ada
 118,256,003.78

Approved By: 
MELDA M. MATEO, MD, FPCC, FPCCP
 Medical Center Chief II
 Date: _____

MONTHLY REPORT OF DISBURSEMENTS

For the month of June 30, 2020

Department: Health
 Entity Name: "Amang" Rodriguez Memorial Medical Center
 Operating Unit:
 Organization Code (UACS): 13 001 14 00012
 Funding Source Code (as clustered): 01
 (e.g. Old Fund Code: 101,102, 151)

FAR No. 4


PARTICULARS	CURRENT YEAR BUDGET					PRIOR YEAR'S BUDGET											SUB-TOTAL	TRUST LIABILITIES				GRAND TOTAL					Rema rks	
	PS	MOOE	Fin. Exp	CO	TOTAL	PRIOR YEAR'S ACCOUNTS PAYABLE					CURRENT YEAR'S ACCOUNTS PAYABLE							PS	MOOE	CO	TOTAL	PS	MOOE	Fin. Exp	CO	TOTAL		
						PS	MOOE	Fin. Exp	CO	Sub-Total	PS	MOOE	Fin. Exp	CO	Sub-Total	PS												MOOE
1	2	3	4	5	6=(2+3+4+5)	7	8	9	10	11=(7+8+9+10)	12	13	14	15	16=(12+13+14+15)	17=(11+16)	18=(6+17)	19	20	21	22=(19+20+21)	23	24	25	26	27=(23+24+25+26)	28	
April 30, 2020																												
Notice of Cash Allocation (NCA)																												
MDS Checks Issued	49,445,847.19	777,755.31			50,223,602.50	-	-			-								953,000.00			953,000.00	49,445,847.19	1,730,755.31	-	-	51,176,602.50		
Advice to Debit Account		1,935,332.14			1,935,332.14		6,148,668.98		3,688,326.54	9,836,995.52													8,084,001.12		3,688,326.54	11,772,327.66		
Working Fund (NCA issued to BTr)																												
Tax Remittance Advices Issued (TRA)	9,626,430.47	3,883.93			9,630,314.40		422,246.08			422,246.08												9,626,430.47	426,130.01			10,052,560.48		
Cash Disbursement Ceiling (CDC)																												
Non-Cash Availment Authority (NCAA)																												
Others (CDT, BTr Does Stamp, etc.)																												
TOTAL	59,072,277.66	2,716,971.38			61,789,249.04		6,570,915.06		3,688,326.54	10,259,241.60								953,000.00			953,000.00	59,072,277.66	10,240,886.44		3,688,326.54	73,001,490.64		
May 31, 2020																												
Notice of Cash Allocation																												
MDS Checks Issued	84,093,181.83	3,244,023.63			87,337,205.46	39,467.72				39,467.72								88,625.00			88,625.00	84,132,649.55	3,332,648.63	-	-	87,465,298.18		
Advice to Debit Account	1,612,431.16	8,865,063.88			10,477,495.04		7,585,502.90		5,085,683.94	12,671,186.84												1,612,431.16	16,450,566.78		5,085,683.94	23,148,681.88		
Tax Remittance Advices Issued	5,378,854.98	155,584.78			5,534,439.76		377,275.63		172,679.75	549,955.38												5,378,854.98	532,860.41		172,679.75	6,084,395.14		
Cash Disbursement Ceiling																												
Non-Cash Availment Authority																												
Others (CDT, Does Stamp, etc.)																												
TOTAL	91,084,467.97	12,264,672.29			103,349,140.26	39,467.72	7,962,778.53		5,258,363.69	13,260,609.94								88,625.00			88,625.00	91,123,935.69	20,316,075.82		5,258,363.69	116,698,375.20		
June 30, 2020																												
Notice of Cash Allocation																												
MDS Checks Issued	75,463,310.89	4,312,043.03			79,775,353.92	3,035,417.56				3,035,417.56								818,808.40			818,808.40	78,498,728.45	5,130,851.43	-	-	83,629,579.88		
Advice to Debit Account	15,048,631.29	15,048,631.29			30,097,262.58		5,718,865.86		2,920,103.43	8,638,969.29												20,767,497.15			2,920,103.43	23,687,600.58		
Tax Remittance Advices Issued	6,843,076.05	556,916.20			7,399,992.25	177,366.30	437,088.49		498,596.46	1,113,051.25								331,014.60			331,014.60	7,020,442.35	1,325,019.29	-	498,596.46	8,844,058.10		
Cash Disbursement Ceiling																												
Non-Cash Availment Authority																												
Others (CDT, Does Stamp, etc.)																												
TOTAL	82,306,386.94	19,917,590.52			102,223,977.46	3,212,783.86	6,155,954.35		3,418,699.89	12,787,438.10								1,149,823.00			1,149,823.00	85,519,170.80	27,223,367.87		3,418,699.89	116,161,238.56		
2nd QUARTER																												
Notice of Cash Allocation																												
MDS Checks Issued	209,002,339.91	8,333,821.97			217,336,161.88	3,074,885.28				3,074,885.28								1,860,433.40			1,860,433.40	212,077,225.19	10,194,255.37	-	-	222,271,480.56		
Advice to Debit Account	1,612,431.16	25,849,027.31			27,461,458.47		19,453,037.74		11,694,113.91	31,147,151.65												1,612,431.16	45,302,065.05		11,694,113.91	58,608,610.12		
Tax Remittance Advices Issued	21,848,361.50	716,384.91			22,564,746.41	177,366.30	1,236,610.20		671,276.21	2,085,252.71								331,014.60			331,014.60	22,025,727.80	2,284,009.71	-	671,276.21	24,981,013.72		
Cash Disbursement Ceiling																												
Non-Cash Availment Authority																												
Others (CDT, Does Stamp, etc.)																												
GRAND TOTAL	232,463,132.57	34,899,234.19			267,362,366.76	3,252,251.58	20,689,647.94		12,365,390.12	36,307,289.64								2,191,448.00			2,191,448.00	235,715,384.15	57,780,330.13		12,365,390.12	305,861,104.40		

SUMMARY:

	Previous Report (May)	This month (June)	As of Date		Previous Report (May)	This month (June)	As of Date
Total Disbursement Authorities Received				Total Disbursements Program	647,782,000.00	59,817,000.00	707,599,000.00
NCA	472,029,914.00	72,610,000.00	544,639,914.00	Less: * Actual Disbursements	(382,533,972.06)	(116,161,238.56)	(498,695,210.62)
Working Fund				(Over)/Under spending	265,248,027.94	(56,344,238.56)	208,903,789.38
TRA	28,770,588.66	8,844,058.10	37,614,646.76				
CDC							
NCAA							
Others (CDT, BTr Does Stamp, etc.)							
Less: Notice of Transfer Allocations (NTA)* issued							
Total Disbursements Authorities Available	500,800,502.66	81,454,058.10	582,254,560.76				
Less: Lapsed NCA	(10,526.82)	(82,576,310.72)	(82,586,837.54)				
Disbursements *	(382,533,972.06)	(116,161,238.56)	(498,695,210.62)				
Balance of Disbursements Authorities as of date	118,256,003.78	(117,283,491.18)	972,512.60				


Notes: The use of NTA is discouraged

* Amounts should tally

Certified Correct: 
JUNIARO P. BACULO, CPA
 Accountant IV
 Date: _____

Reg 219,574,811.40
 TR 969,012.60
 ada
 220,543,824.00
 (137,221,826.22)
25,500.00
 Ricten Junkshop 3/11/2020

82,352,985.18
994,512.60
 90,985,014.82

Approved By: 
IMELDA M. MATEO, MD, FPCC, FPCCP
 Medical Center Chief II
 Date: _____

MONTHLY REPORT OF DISBURSEMENTS

For the month of July 31, 2020


Department: Health
 Entity Name: "Amang" Rodriguez Memorial Medical Center
 Operating Unit:
 Organization Code (UACS): 13 001 14 00012
 Funding Source Code (as clustered): 01
 (e.g. Old Fund Code: 101,102, 151)


FAR No. 4

PARTICULARS	CURRENT YEAR BUDGET					PRIOR YEAR'S BUDGET										SUB-TOTAL	TRUST LIABILITIES				GRAND TOTAL					Rema rks			
	PS	MOOE	Fin. Exp	CO	TOTAL	PRIOR YEAR'S ACCOUNTS PAYABLE					CURRENT YEAR'S ACCOUNTS PAYABLE						PS	MOOE	CO	TOTAL	PS	MOOE	Fin. Exp	CO	TOTAL				
						PS	MOOE	Fin. Exp	CO	Sub-Total	PS	MOOE	Fin. Exp	CO	Sub-Total														
1	2	3	4	5	6=(2+3+4+5)	7	8	9	10	11=(7+8+9+10)	12	13	14	15	16=(12+13+14+15)	17=(11+16)	18=(6+17)	19	20	21	22=(19+20+21)	23	24	25	26	27=(23+24+25+26)	28		
July 31, 2020																													
Notice of Cash Allocation (NCA)																													
MDS Checks Issued	45,793,939.22	22,354,803.36			68,148,742.58	19,591.34				19,591.34					-	19,591.34	68,168,333.92	3,500.00		3,500.00	45,813,530.36	22,358,303.36	-	-			68,171,833.92		
Advice to Debit Account		2,484,856.03			2,484,856.03		1,155,778.27			1,155,778.27					-	1,155,778.27	3,640,634.30				3,640,634.30							3,640,634.30	
Working Fund (NCA issued to BTr)																													
Tax Remittance Advices Issued (TRA)	4,762,248.89	972,156.65			5,734,405.54		407,808.18		102,468.06	510,276.24					-	510,276.24	6,244,681.78				4,762,248.89	1,379,964.83		102,468.06			6,244,681.78		
Cash Disbursement Ceiling (CDC)																													
Non-Cash Availment Authority (NCAA)																													
Others (CDT, BTr Does Stamp, etc.)																													
TOTAL	50,556,188.11	25,811,816.04			76,368,004.15	19,591.34	1,563,586.45		102,468.06	1,685,645.85					-	1,685,645.85	78,053,650.00	3,500.00		3,500.00	50,575,779.45	27,378,902.49		102,468.06			78,057,150.00		
August 31, 2020																													
Notice of Cash Allocation																													
MDS Checks Issued																													
Advice to Debit Account																													
Tax Remittance Advices Issued																													
Cash Disbursement Ceiling																													
Non-Cash Availment Authority																													
Others (CDT, Does Stamp, etc.)																													
TOTAL																													
September 30, 2020																													
Notice of Cash Allocation																													
MDS Checks Issued																													
Advice to Debit Account																													
Tax Remittance Advices Issued																													
Cash Disbursement Ceiling																													
Non-Cash Availment Authority																													
Others (CDT, Does Stamp, etc.)																													
TOTAL																													
3rd QUARTER																													
Notice of Cash Allocation																													
MDS Checks Issued	45,793,939.22	22,354,803.36			68,148,742.58	19,591.34				19,591.34					-	19,591.34	68,168,333.92	3,500.00		3,500.00	45,813,530.36	22,358,303.36					68,171,833.92		
Advice to Debit Account		2,484,856.03			2,484,856.03		1,155,778.27			1,155,778.27					-	1,155,778.27	3,640,634.30				3,640,634.30							3,640,634.30	
Tax Remittance Advices Issued	4,762,248.89	972,156.65			5,734,405.54		407,808.18		102,468.06	510,276.24					-	510,276.24	6,244,681.78				4,762,248.89	1,379,964.83		102,468.06			6,244,681.78		
Cash Disbursement Ceiling																													
Non-Cash Availment Authority																													
Others (CDT, Does Stamp, etc.)																													
TOTAL	50,556,188.11	25,811,816.04			76,368,004.15	19,591.34	1,563,586.45		102,468.06	1,685,645.85					-	1,685,645.85	78,053,650.00	3,500.00		3,500.00	50,575,779.45	27,378,902.49		102,468.06			78,057,150.00		

SUMMARY:	Previous Report (June)			This month (July)			As of Date			Previous Report (June)			This month (July)			As of Date		
Total Disbursement Authorities Received																		
NCA			544,639,914.00			208,807,468.90			753,447,382.90			707,599,000.00			79,066,000.00			786,665,000.00
Working Fund												(498,695,210.62)			(78,057,150.00)			(576,752,360.62)
TRA			37,614,646.76			6,244,681.78			43,859,328.54			208,903,789.38			1,008,850.00			209,912,639.38
CDC																		
NCAA																		
Others (CDT, BTr Does Stamp, etc.)																		
Less: Notice of Transfer Allocations (NTA)* issued																		
Total Disbursements Authorities Available			582,254,560.76			215,052,150.68			797,306,711.44									
Less: Lapsed NCA			(82,586,837.54)			-			(82,586,837.54)									
Disbursements *			(498,695,210.62)			(78,057,150.00)			(576,752,360.62)									
Balance of Disbursements Authorities as of to date			972,512.60			136,995,000.68			137,967,513.28									

Notes: The use of NTA is discouraged
 * Amounts should tally

Certified Correct: 
JUNIMARO P. BACULO, CPA
 Accountant IV
 Date: _____

Approved By: 
IMELDA M. MATEO, MD, FPCC, FPCCP
 Medical Center Chief II
 Date: _____

MONTHLY REPORT OF DISBURSEMENTS

For the month of September 30, 2020

Department: Health
 Entity Name: "Amang" Rodriguez Memorial Medical Center
 Operating Unit:
 Organization Code (UACS): 13 001 14 00012
 Funding Source Code (as clustered): 01

FAR No. 4

(e.g. Old Fund Code: 101,102, 151)

PARTICULARS	CURRENT YEAR BUDGET					PRIOR YEAR'S BUDGET											TRUST LIABILITIES					GRAND TOTAL					Remarks		
	PS	MOOE	Fin. Exp	CO	TOTAL	PRIOR YEAR'S ACCOUNTS PAYABLE					CURRENT YEAR'S ACCOUNTS PAYABLE						SUB-TOTAL	PS	MOOE	CO	TOTAL	PS	MOOE	Fin. Exp	CO	TOTAL			
						PS	MOOE	Fin. Exp	CO	Sub-Total	PS	MOOE	Fin. Exp	CO	Sub-Total	TOTAL													
1	2	3	4	5	6=(2+3+4+5)	7	8	9	10	11=(7+8+9+10)	12	13	14	15	16=(12+13+14+15)	17=(11+16)	18=(6+17)	19	20	21	22=(19+20+21)	23	24	25	26	27=(23+24+25+26)	28		
July 31, 2020																													
Notice of Cash Allocation (NCA)																													
MDS Checks Issued	45,793,939.22	22,354,802.36			68,148,742.88	19,591.34				19,591.34						19,591.34	68,168,333.92		3,500.00		3,500.00	45,813,530.36	22,358,302.36				68,171,833.92		
Advice to Debit Account		2,484,856.03			2,484,856.03		1,155,778.27			1,155,778.27						1,155,778.27	3,640,634.30					3,640,634.30					3,640,634.30		
Working Fund (NCA issued to BTR)																													
Tax Remittance Advices Issued (TRA)	4,762,248.89	972,156.65			5,734,405.54		407,808.18		102,468.06	510,276.24						510,276.24	6,244,681.78					4,762,248.89	1,379,964.83		102,468.06		6,244,681.78		
Cash Disbursement Ceiling (CDC)																													
Non-Cash Availment Authority (NCAA)																													
Others (CDT, BTR Does Stamp, etc.)																													
TOTAL	50,556,188.11	25,811,816.04			76,368,004.15	19,591.34	1,563,586.45		102,468.06	1,685,645.85						1,685,645.85	78,053,650.00		3,500.00		3,500.00	50,575,779.45	27,378,902.49		102,468.06		78,057,150.00		
August 31, 2020																													
Notice of Cash Allocation																													
MDS Checks Issued	49,005,461.95	4,181,040.61			53,186,502.56	143,793.28				143,793.28						143,793.28	53,330,295.84					49,149,255.23	4,181,040.61				53,330,295.84		
Advice to Debit Account		2,269,787.91			2,269,787.91		1,416.25			1,416.25						1,416.25	2,271,204.16					2,271,204.16					2,271,204.16		
Tax Remittance Advices Issued	5,505,102.07	140,986.12			5,646,088.19		66,979.52			66,979.52						66,979.52	5,713,067.71					5,505,102.07	207,965.64				5,713,067.71		
Cash Disbursement Ceiling																													
Non-Cash Availment Authority																													
Others (CDT, Does Stamp, etc.)																													
TOTAL	54,510,564.02	6,591,814.64			61,102,378.66	143,793.28	68,395.77			212,189.05						212,189.05	61,314,567.71					54,654,357.30	6,660,210.41				61,314,567.71		
September 30, 2020																													
Notice of Cash Allocation																													
MDS Checks Issued	54,123,931.15	12,727,108.69			66,851,039.84	19,591.34				19,591.34						19,591.34	66,870,631.18		136,991.91		136,991.91	54,143,522.49	12,864,100.60				67,007,623.09		
Advice to Debit Account	197,327.87	8,808,498.00		131,062.55	9,136,888.42		4,696.37		4,202,610.43	4,207,306.80						4,207,306.80	13,344,195.22				197,327.87	8,813,194.37			4,333,672.98		13,344,195.22		
Tax Remittance Advices Issued	5,002,123.43	110,366.33			5,112,489.76												5,112,489.76				5,002,123.43	110,366.33					5,112,489.76		
Cash Disbursement Ceiling																													
Non-Cash Availment Authority																													
Others (CDT, Does Stamp, etc.)																													
TOTAL	59,323,382.45	21,645,973.02		131,062.55	81,100,418.02	19,591.34	4,696.37		4,202,610.43	4,226,898.14						4,226,898.14	85,327,316.16		136,991.91		136,991.91	59,342,973.79	21,787,661.30		4,333,672.98		85,464,308.07		
3rd QUARTER																													
Notice of Cash Allocation																													
MDS Checks Issued	148,923,332.32	39,262,952.66			188,186,284.98	182,975.96				182,975.96						182,975.96	188,369,260.94		140,491.91		140,491.91	149,106,308.28	39,403,444.57				188,509,752.85		
Advice to Debit Account	197,327.87	13,563,141.94		131,062.55	13,891,532.36		1,161,890.89		4,202,610.43	5,364,501.32						5,364,501.32	19,256,033.68				197,327.87	14,725,032.83			4,333,672.98		19,256,033.68		
Tax Remittance Advices Issued	15,269,474.39	1,223,509.10			16,492,983.49		474,787.70		102,468.06	577,255.76						577,255.76	17,070,239.25				15,269,474.39	1,698,296.80		102,468.06		17,070,239.25			
Cash Disbursement Ceiling																													
Non-Cash Availment Authority																													
Others (CDT, Does Stamp, etc.)																													
GRAND TOTAL	164,390,134.58	54,049,603.70		131,062.55	218,570,800.83	182,975.96	1,636,678.59		4,305,078.49	6,124,733.04						6,124,733.04	224,695,533.87		140,491.91		140,491.91	164,573,110.54	55,826,774.20		4,436,141.04		224,836,025.78		

SUMMARY:

	Previous Report (August)	This month (September)	As of Date		Previous Report (August)	This month (September)	As of Date
Total Disbursement Authorities Received				Total Disbursements Program	868,773,000.00	949,250,000.00	
NCA	753,787,924.90	-	753,787,924.90	Less: * Actual Disbursements	(638,066,928.33)	(85,464,308.07)	(723,531,236.40)
Working Fund				(Over)/Under spending	230,706,071.67	(4,987,308.07)	225,718,763.60
TRA	49,572,396.25	5,112,489.76	54,684,886.01				
CDC							
NCAA							
Others (CDT, BTR Does Stamp, etc.)							
Less: Notice of Transfer Allocations (NTA)* issued							
Total Disbursements Authorities Available	803,360,321.15	5,112,489.76	808,472,810.91				
Less: Lapsed NCA	(82,586,837.54)	(1,182,174.28)	(83,769,011.82)				
Disbursements *	(638,066,928.33)	(85,464,308.07)	(723,531,236.40)				
Balance of Disbursements Authorities as of date	82,706,555.28	(81,533,992.59)	1,172,562.69				

Notes: The use of NTA is discouraged

* Amounts should tally

Certified Correct:

JPM
JUNIMIRO P. BACULO, CPA
 Accountant IV

Date:

Approved By:

JM
MEILDA M. MATEO, MD, FPCP, FPCCP
 Medical Center Chief II

Date:

MONTHLY REPORT OF DISBURSEMENTS

For the month of November 30, 2020

FAR No. 4

Department: Health
 Entity Name: "Amang" Rodriguez Memorial Medical Center
 Operating Unit: _____
 Organization Code (UACS): 13 001 14 00012
 Funding Source Code (as clustered): 01
 (e.g. Old Fund Code: 101,102, 151)


PARTICULARS	CURRENT YEAR BUDGET					PRIOR YEAR'S BUDGET										TRUST LIABILITIES				GRAND TOTAL					Remarks			
	PS	MOOE	Fin. Exp	CO	TOTAL	PRIOR YEAR'S ACCOUNTS PAYABLE					CURRENT YEAR'S ACCOUNTS PAYABLE					SUB-TOTAL	PS	MOOE	CO	TOTAL	PS	MOOE	Fin. Exp	CO		TOTAL		
						PS	MOOE	Fin. Exp	CO	Sub-Total	PS	MOOE	Fin. Exp	CO	Sub-Total												PS	MOOE
1	2	3	4	5	6=(2+3+4+5)	7	8	9	10	11=(7+8+9+10)	12	13	14	15	16=(12+13+14+15)	17=(11+16)	18=(6+17)	19	20	21	22=(19+20+21)	23	24	25	26	27=(23+24+25+26)	28	
October 31, 2020																												
Notice of Cash Allocation (NCA)																												
MDS Checks Issued	47,066,740.56	6,866,800.14			53,933,540.70	6,786.80				6,786.80					6,786.80	53,940,327.50		6,814.28		6,814.28	47,073,527.36	6,873,614.42	-	-		53,947,141.78		
Advice to Debit Account		1,810,122.27			1,810,122.27		7,161,264.92		10,048,953.40	17,210,218.32					17,210,218.32	19,020,340.59					-			10,048,953.40			19,020,340.59	
Working Fund (NCA issued to BTr)																												
Tax Remittance Advices Issued (TRA)			804,809.78		804,809.78		242,167.50			242,167.50					242,167.50	1,046,977.28											1,046,977.28	
Cash Disbursement Ceiling (CDC)																												
Non-Cash Availment Authority (NCAA)																												
Others (CDT, BTr Docs Stamp, etc.)																												
TOTAL	47,066,740.56	9,481,732.19	-	-	56,548,472.75	6,786.80	7,403,432.42	-	10,048,953.40	17,459,172.62	-	-	-	-	17,459,172.62	74,007,645.37	-	6,814.28	-	6,814.28	47,073,527.36	16,891,978.89	-	-		10,048,953.40	74,014,459.65	
November 30, 2020																												
Notice of Cash Allocation																												
MDS Checks Issued	102,651,814.46	11,092,330.87			113,744,145.33	227,019.36				227,019.36					227,019.36	113,971,164.69		12,500.00		12,500.00	102,878,833.82	11,104,830.87	-	-		113,983,664.69		
Advice to Debit Account	83,207.52	18,795,473.89		11,431,920.00	30,310,601.41		9,311,452.42		67,871,001.64	77,182,454.06					77,182,454.06	107,493,055.47					83,207.52	28,106,926.31	-	79,302,921.64		107,493,055.47		
Tax Remittance Advices Issued	5,355,316.11	107,970.24			5,463,286.35		428,799.79		645,031.39	1,073,831.18					1,073,831.18	6,537,117.53		385.72		385.72	5,355,316.11	537,155.75	-	645,031.39		6,537,503.25		
Cash Disbursement Ceiling																												
Non-Cash Availment Authority																												
Others (CDT, Docs Stamp, etc.)																												
TOTAL	108,090,338.09	29,995,775.00	-	11,431,920.00	149,518,033.09	227,019.36	9,740,252.21	-	68,516,033.03	78,483,304.60	-	-	-	-	78,483,304.60	228,001,337.69	-	12,885.72	-	12,885.72	108,317,357.45	39,748,912.93	-	79,947,953.03		228,014,223.41		
December 31, 2020																												
Notice of Cash Allocation																												
MDS Checks Issued																												
Advice to Debit Account																												
Tax Remittance Advices Issued																												
Cash Disbursement Ceiling																												
Non-Cash Availment Authority																												
Others (CDT, Docs Stamp, etc.)																												
TOTAL																												
3rd QUARTER																												
Notice of Cash Allocation																												
MDS Checks Issued	149,718,555.02	17,959,131.01	-	-	167,677,686.03	233,806.16				233,806.16					233,806.16	167,911,492.19		19,314.28		19,314.28	149,952,361.18	17,978,445.29	-	-		167,930,806.47		
Advice to Debit Account	83,207.52	20,605,596.16		11,431,920.00	32,120,723.68		16,472,717.34		77,919,955.04	94,392,672.38					94,392,672.38	126,513,396.06					83,207.52	37,078,313.50	-	89,351,875.04		126,513,396.06		
Tax Remittance Advices Issued	5,355,316.11	912,780.02			6,268,096.13		670,967.29		645,031.39	1,315,998.68					1,315,998.68	7,584,094.81		385.72		385.72	5,355,316.11	1,584,133.03	-	645,031.39		7,584,480.53		
Cash Disbursement Ceiling																												
Non-Cash Availment Authority																												
Others (CDT, Docs Stamp, etc.)																												
TOTAL	155,157,078.65	39,477,507.19	-	11,431,920.00	206,066,505.84	233,806.16	17,143,684.63	-	78,564,986.43	95,942,477.22	-	-	-	-	95,942,477.22	302,008,983.06	-	19,700.00	-	19,700.00	155,390,884.81	56,640,891.82	-	89,996,906.43		302,028,683.06		


SUMMARY:

	Previous Report (October)	This month (October)	As of Date
Total Disbursement Authorities Received			
NCA	1,106,622,844.65	78,226,319.00	1,184,849,163.65
Working Fund			
TRA	55,731,863.29	6,537,503.25	62,269,366.54
CDC			
NCAA			
Others (CDT, BTr Docs Stamp, etc.)			
Less: Notice of Transfer Allocations (NTA)* issued			
Total Disbursements Authorities Available	1,162,354,707.94	84,763,822.25	1,247,118,530.19
Less: Lapsed NCA	(83,769,011.82)	-	(83,769,011.82)
Disbursements *	(797,545,696.05)	(228,014,223.41)	(1,025,559,919.46)
Balance of Disbursements Authorities as of to date	281,040,000.07	(143,250,401.16)	137,789,598.91

	Previous Report (October)	This month (November)	As of Date
Total Disbursements Program	1,025,930,000.00	150,789,000.00	1,176,719,000.00
Less: * Actual Disbursements (Over)/Under spending	(797,545,696.05)	(228,014,223.41)	(1,025,559,919.46)
	228,384,303.95	(77,225,223.41)	151,159,080.54

Notes: The use of NTA is discouraged
 * Amounts should tally

Certified Correct: 
JUNMARO P. BACULO, CPA
 Accountant IV
 Date: _____

Approved By: 
IMELDA M. MATEO, MD, FPCC, FPCCP
 Medical Center Chief II
 Date: _____

MONTHLY REPORT OF DISBURSEMENTS

For the month of December 31, 2020

FAR No. 4


Department: Health
 Entity Name: "Amang" Rodriguez Memorial Medical Center
 Operating Unit: _____
 Organization Code (UACS): 13 001 14 00012
 Funding Source Code (as clustered): 01
 (e.g. Old Fund Code: 101,102, 151)

PARTICULARS	CURRENT YEAR BUDGET					PRIOR YEAR'S BUDGET										SUB-TOTAL	TRUST LIABILITIES				GRAND TOTAL					Remarks		
	PS	MOOE	Fin. Exp	CO	TOTAL	PRIOR YEAR'S ACCOUNTS PAYABLE					CURRENT YEAR'S ACCOUNTS PAYABLE						PS	MOOE	CO	TOTAL	PS	MOOE	Fin. Exp	CO	TOTAL			
						PS	MOOE	Fin. Exp	CO	Sub-Total	PS	MOOE	Fin. Exp	CO	Sub-Total												TOTAL	
1	2	3	4	5	6=(2+3+4+5)	7	8	9	10	11=(7+8+9+10)	12	13	14	15	16=(12+13+14+15)	17=(11+16)	18=(6+17)	19	20	21	22=(19+20+21)	23	24	25	26	27=(23+24+25+26)	28	
October 31, 2020																												
Notice of Cash Allocation (NCA)																												
MDS Checks Issued	47,066,740.56	6,866,800.14			53,933,540.70	6,786.80				6,786.80					6,786.80	53,940,327.50		6,814.28		6,814.28	47,073,527.36	6,873,614.42	-	-	-	53,947,141.78		
Advice to Debit Account		1,810,122.27			1,810,122.27		7,161,264.92		10,048,953.40	17,210,218.32					17,210,218.32	19,020,340.59				-	-	8,971,387.19	-	-	10,048,953.40	19,020,340.59		
Working Fund (NCA issued to BTr)																												
Tax Remittance Advices Issued (TRA)			804,809.78		804,809.78		242,167.50			242,167.50					242,167.50	1,046,977.28										1,046,977.28		
Cash Disbursement Ceiling (CDC)																												
Non-Cash Availment Authority (NCAA)																												
Others (CDT, BTr Docs Stamp, etc.)																												
TOTAL	47,066,740.56	9,481,732.19	-	-	56,548,472.75	6,786.80	7,403,432.42	-	10,048,953.40	17,459,172.62	-	-	-	-	17,459,172.62	74,007,645.37	-	6,814.28	-	6,814.28	47,073,527.36	16,891,978.89	-	-	10,048,953.40	74,014,459.65		
November 30, 2020																												
Notice of Cash Allocation																												
MDS Checks Issued	102,651,814.46	11,092,330.87			113,744,145.33	227,019.36				227,019.36					227,019.36	113,971,164.69		12,500.00		12,500.00	102,878,833.82	11,104,830.87	-	-	-	113,983,664.69		
Advice to Debit Account	83,207.52	18,795,473.89		11,431,920.00	30,310,601.41		9,311,452.42		67,871,001.64	77,182,454.06					77,182,454.06	107,493,055.47					83,207.52			79,302,921.64	107,493,055.47			
Tax Remittance Advices Issued	5,355,316.11	1,087,576.77			6,442,892.88		428,799.79		645,031.39	1,073,831.18					1,073,831.18	7,516,724.06		385.72		385.72	5,355,316.11	1,516,762.28	-	-	645,031.39	7,517,109.78		
Cash Disbursement Ceiling																												
Non-Cash Availment Authority																												
Others (CDT, Docs Stamp, etc.)																												
TOTAL	108,090,338.09	30,975,381.53	-	11,431,920.00	150,497,639.62	227,019.36	9,740,252.21	-	68,516,033.03	78,483,204.60	-	-	-	-	78,483,204.60	228,980,944.22	-	12,885.72	-	12,885.72	108,317,357.45	40,728,519.46	-	-	79,947,953.03	228,993,829.94		
December 31, 2020																												
Notice of Cash Allocation																												
MDS Checks Issued	88,975,690.96	47,598,765.69			136,574,456.65	785,098.58	1,053,077.41			1,838,175.99					1,838,175.99	138,412,632.64		812,510.00		812,510.00	89,760,789.54	49,464,353.10	-	-	-	139,225,142.64		
Advice to Debit Account	5,153,781.70	33,500,270.10		15,810,502.96	54,464,554.76		1,487,402.86		10,191,990.72	11,679,393.58					11,679,393.58	66,143,948.34					5,153,781.70			26,002,493.68	66,143,948.34			
Tax Remittance Advices Issued	5,072,205.19	1,087,576.77		654,000.00	6,813,781.96		540,844.20		3,851,705.36	4,392,549.56					4,392,549.56	11,206,331.52					5,072,205.19			1,628,420.97	4,505,705.36	11,206,331.52		
Cash Disbursement Ceiling																												
Non-Cash Availment Authority																												
Others (CDT, Docs Stamp, etc.)																												
TOTAL	99,201,677.85	82,186,612.56	-	16,464,502.96	197,852,793.37	785,098.58	3,081,324.47	-	14,043,696.08	17,910,119.13	-	-	-	-	17,910,119.13	215,762,912.50	-	812,510.00	-	812,510.00	99,986,776.43	86,080,447.03	-	-	30,508,199.04	216,575,422.50		
4th QUARTER																												
Notice of Cash Allocation																												
MDS Checks Issued	238,694,245.98	65,557,896.70			304,252,142.68	1,018,904.74	1,053,077.41			2,071,982.15					2,071,982.15	306,324,124.83		831,824.28		831,824.28	239,713,150.72	67,442,798.39	-	-	-	307,155,949.11		
Advice to Debit Account	5,236,989.22	54,105,866.26		27,242,422.96	86,585,278.44		17,960,120.20		88,111,945.76	106,072,065.96					106,072,065.96	192,657,344.40					5,236,989.22			115,354,368.72	192,657,344.40			
Tax Remittance Advices Issued	10,427,521.30	2,979,963.32		654,000.00	14,061,484.62		1,211,811.49		4,496,736.75	5,708,548.24					5,708,548.24	19,770,032.86		385.72		385.72	10,427,521.30	4,192,160.53	-	-	5,150,736.75	19,770,418.58		
Cash Disbursement Ceiling																												
Non-Cash Availment Authority																												
Others (CDT, Docs Stamp, etc.)																												
TOTAL	254,358,736.50	122,643,726.28	-	27,896,422.96	404,898,905.74	1,018,904.74	20,225,009.10	-	92,608,682.51	113,852,596.35	-	-	-	-	113,852,596.35	518,751,502.09	-	832,210.00	-	832,210.00	255,377,661.24	143,700,945.38	-	-	120,505,105.47	519,583,712.09		

SUMMARY:

	Previous Report (November)	This month (December)	As of Date		Previous Report (November)	This month (December)	As of Date
Total Disbursement Authorities Received				Total Disbursements Program	1,176,719,000.00	82,138,000.00	1,258,857,000.00
NCA	1,184,849,163.65	69,188,000.00	1,254,037,163.65	Less: * Actual Disbursements (Over)/Under spending	(1,025,559,919.46)	(216,575,422.50)	(1,242,135,341.96)
Working Fund					151,199,080.54	(134,437,422.50)	16,721,658.04
TRA	62,269,366.54	11,206,331.52	73,475,698.06				
CDC							
NCAA							
Others (CDT, BTr Docs Stamp, etc.)							
Less: Notice of Transfer Allocations (NTA)* issued							
Total Disbursements Authorities Available	1,247,118,530.19	80,394,331.52	1,327,512,861.71				
Less: Lapsed NCA	(83,769,011.82)	(1,608,507.93)	(85,377,519.75)				
Disbursements *	(1,025,559,919.46)	(216,575,422.50)	(1,242,135,341.96)				
Balance of Disbursements Authorities as of to date	137,789,598.91	(137,789,598.91)	-				

Notes: The use of NTA is discouraged
 * Amounts should tally

Certified Correct: 
JUNIMARO P. BACULO, CPA
 Accountant IV

Date: _____

Reg
 TR
 State

Approved By: 
IMELDA M. MATEO, MD, FPCC, FPCCP
 Medical Center Chief II

Date: _____