


STATEMENT OF APPROVED BUDGET, UTILIZATIONS, DISBURSEMENTS AND BALANCES
(For Off-Budgetary Funds)
As at the Quarter Ending March 31, 2021

Department : Department of Health (DOH)
Agency/Entity : Office of the Secretary
Operating Unit : 'Amang' Rodriguez Medical Center
Organization Code (UACS) : 13 001 1400012
Fund Cluster : 05 Internally Generated Funds
(e.g. UACS Fund Cluster: 05-Internally Generated Funds and 06-Business Related Funds)

Particulars	UACS CODE	Approved Budget			Utilizations				Total	Disbursements				Balances			
		Approved Budgeted Revenue	Adjustments (Reductions, Modifications)	Adjusted Budgeted Revenue	1st Quarter Ending March 31	2nd Quarter Ending June 30	3rd Quarter Ending Sept. 30	4th Quarter Ending Dec. 31		1st Quarter Ending March 31	2nd Quarter Ending June 30	3rd Quarter Ending Sept. 30	4th Quarter Ending Dec. 31	TOTAL	Unutilized Budget	Unpaid Obligations	
																Due and Demandable	Not Yet Due and Demandable
1	2	3	4	5=[3+(-)4]	6	7	8	9	10=(6+7+8+9)	11	12	13	14	15=(11+12+13+14)	16=(5-10)	17	18
Operations	30000000000000	71,516,566.80	(27,030,716.99)	44,485,849.81	29,707,821.75	0.00	0.00	0.00	29,707,821.75	25,008,398.36	0.00	0.00	0.00	25,008,398.36	14,778,028.06	3,571,973.39	1,127,450.00
OO : Access to curative and rehabilitative health care services improved	32000000000000	71,516,566.80	(27,030,716.99)	44,485,849.81	29,707,821.75	0.00	0.00	0.00	29,707,821.75	25,008,398.36	0.00	0.00	0.00	25,008,398.36	14,778,028.06	3,571,973.39	1,127,450.00
HEALTH FACILITIES OPERATION PROGRAM	32010000000000	71,516,566.80	(27,030,716.99)	44,485,849.81	29,707,821.75	0.00	0.00	0.00	29,707,821.75	25,008,398.36	0.00	0.00	0.00	25,008,398.36	14,778,028.06	3,571,973.39	1,127,450.00
CURATIVE HEALTH CARE SUB-PROGRAM	32010100000000	71,516,566.80	(27,030,716.99)	44,485,849.81	29,707,821.75	0.00	0.00	0.00	29,707,821.75	25,008,398.36	0.00	0.00	0.00	25,008,398.36	14,778,028.06	3,571,973.39	1,127,450.00
Operations of DOH Hospitals in Metro Manila (MM)	32010110000200	71,516,566.80	(27,030,716.99)	44,485,849.81	29,707,821.75	0.00	0.00	0.00	29,707,821.75	25,008,398.36	0.00	0.00	0.00	25,008,398.36	11,614,169.15	3,571,973.39	1,127,450.00
MOOE		65,632,225.80	(24,310,234.90)	41,321,990.90	29,707,821.75	0.00	0.00	0.00	29,707,821.75	25,008,398.36	0.00	0.00	0.00	25,008,398.36	14,778,028.06	3,571,973.39	1,127,450.00
CO		5,884,341.00	(2,720,482.09)	3,163,858.91	0.00	0.00	0.00	0.00	0.00	0.00	0.00	0.00	0.00	0.00	3,163,858.91	0.00	0.00
Sub-Total, Operations		71,516,566.80	(27,030,716.99)	44,485,849.81	29,707,821.75	0.00	0.00	0.00	29,707,821.75	25,008,398.36	0.00	0.00	0.00	25,008,398.36	11,614,169.15	3,571,973.39	1,127,450.00
P8		0.00	0.00	0.00	0.00	0.00	0.00	0.00	0.00	0.00	0.00	0.00	0.00	0.00	0.00	0.00	0.00
MOOE		65,632,225.80	(24,310,234.90)	41,321,990.90	29,707,821.75	0.00	0.00	0.00	29,707,821.75	25,008,398.36	0.00	0.00	0.00	25,008,398.36	11,614,169.15	3,571,973.39	1,127,450.00
FinEx (if Applicable)		0.00	0.00	0.00	0.00	0.00	0.00	0.00	0.00	0.00	0.00	0.00	0.00	0.00	0.00	0.00	0.00
CO		5,884,341.00	(2,720,482.09)	3,163,858.91	0.00	0.00	0.00	0.00	0.00	0.00	0.00	0.00	0.00	0.00	3,163,858.91	0.00	0.00
GRAND TOTAL		71,516,566.80	(27,030,716.99)	44,485,849.81	29,707,821.75	0.00	0.00	0.00	29,707,821.75	25,008,398.36	0.00	0.00	0.00	25,008,398.36	11,614,169.15	3,571,973.39	1,127,450.00
P8		0.00	0.00	0.00	0.00	0.00	0.00	0.00	0.00	0.00	0.00	0.00	0.00	0.00	0.00	0.00	0.00
MOOE		65,632,225.80	(24,310,234.90)	41,321,990.90	29,707,821.75	0.00	0.00	0.00	29,707,821.75	25,008,398.36	0.00	0.00	0.00	25,008,398.36	11,614,169.15	3,571,973.39	1,127,450.00
FinEx (if Applicable)		0.00	0.00	0.00	0.00	0.00	0.00	0.00	0.00	0.00	0.00	0.00	0.00	0.00	0.00	0.00	0.00
CO		5,884,341.00	(2,720,482.09)	3,163,858.91	0.00	0.00	0.00	0.00	0.00	0.00	0.00	0.00	0.00	0.00	3,163,858.91	0.00	0.00


SHEILA MARIE V. DEGUZMAN, MGM
Supervising Administrative Officer
Date: 2021-04-08 23:42:16


JUNIMARO P. BACULO, CPA
Accountant IV
Date: 2021-04-08 23:42:16


JOCELYN S. CASIDA, CPA, MBA
Financial and Management Officer II
Date: 2021-04-08 23:46:51


MELDA M. MATEO, MD, MBAH, FPCC, FPCCP
Medical Center Chief II
Date: 2021-04-08 23:48:36


STATEMENT OF APPROVED BUDGET, UTILIZATIONS, DISBURSEMENTS AND BALANCES
(For Off-Budgetary Funds)


As at the Quarter Ending March 31, 2021

Department : Department of Health (DOH)
 Agency/Entity : Office of the Secretary
 Operating Unit : Amang Rodriguez Medical Center
 Organization Code (UACS) : 13 001 1400012
 Fund Cluster : 06 Business Related Funds


(e.g. UACS Fund Cluster: 05-Internally Generated Funds and 06-Business Related Funds)

Particulars	UACS CODE	Approved Budget			Utilizations					Disbursements				Balances			
		Approved Budgeted Revenue	Adjustments (Reductions, Modifications)	Adjusted Budgeted Revenue	1st Quarter Ending March 31	2nd Quarter Ending June 30	3rd Quarter Ending Sept. 30	4th Quarter Ending Dec. 31	Total	1st Quarter Ending March 31	2nd Quarter Ending June 30	3rd Quarter Ending Sept. 30	4th Quarter Ending Dec. 31	TOTAL	Unutilized Budget	Unpaid Obligations	
																Due and Demandable	Not Yet Due and Demandable
1	2	3	4	5=(3+4-M)	6	7	8	9	10=(6+7+8+9)	11	12	13	14	15=(11+12+13+14)	16=(5-10)	17	18
Operations	30000000000000	28,789,893.19	2,957,263.03	31,747,156.22	4,754,047.11	0.00	0.00	0.00	4,754,047.11	4,754,047.11	0.00	0.00	0.00	4,754,047.11	26,993,109.11	0.00	3.00
OO: Access to curative and rehabilitative health care services improved	32000000000000	28,789,893.19	2,957,263.03	31,747,156.22	4,754,047.11	0.00	0.00	0.00	4,754,047.11	4,754,047.11	0.00	0.00	0.00	4,754,047.11	26,993,109.11	0.00	3.00
HEALTH FACILITIES OPERATION PROGRAM	32010000000000	28,789,893.19	2,957,263.03	31,747,156.22	4,754,047.11	0.00	0.00	0.00	4,754,047.11	4,754,047.11	0.00	0.00	0.00	4,754,047.11	26,993,109.11	0.00	3.00
CURATIVE HEALTH CARE SUB-PROGRAM	32010100000000	28,789,893.19	2,957,263.03	31,747,156.22	4,754,047.11	0.00	0.00	0.00	4,754,047.11	4,754,047.11	0.00	0.00	0.00	4,754,047.11	26,993,109.11	0.00	3.00
Operations of DOH Hospitals in Metro Manila (MM)	320101100002000	28,789,893.19	2,957,263.03	31,747,156.22	4,754,047.11	0.00	0.00	0.00	4,754,047.11	4,754,047.11	0.00	0.00	0.00	4,754,047.11	26,993,109.11	0.00	3.00
MOOE		28,789,893.19	2,957,263.03	31,747,156.22	4,754,047.11	0.00	0.00	0.00	4,754,047.11	4,754,047.11	0.00	0.00	0.00	4,754,047.11	26,993,109.11	0.00	3.00
Sub-Total, Operations		28,789,893.19	2,957,263.03	31,747,156.22	4,754,047.11	0.00	0.00	0.00	4,754,047.11	4,754,047.11	0.00	0.00	0.00	4,754,047.11	26,993,109.11	0.00	3.00
PS		0.00	0.00	0.00	0.00	0.00	0.00	0.00	0.00	0.00	0.00	0.00	0.00	0.00	0.00	0.00	0.00
MOOE		28,789,893.19	2,957,263.03	31,747,156.22	4,754,047.11	0.00	0.00	0.00	4,754,047.11	4,754,047.11	0.00	0.00	0.00	4,754,047.11	26,993,109.11	0.00	3.00
FinEx (if Applicable)		0.00	0.00	0.00	0.00	0.00	0.00	0.00	0.00	0.00	0.00	0.00	0.00	0.00	0.00	0.00	0.00
CO		0.00	0.00	0.00	0.00	0.00	0.00	0.00	0.00	0.00	0.00	0.00	0.00	0.00	0.00	0.00	0.00
GRAND TOTAL		28,789,893.19	2,957,263.03	31,747,156.22	4,754,047.11	0.00	0.00	0.00	4,754,047.11	4,754,047.11	0.00	0.00	0.00	4,754,047.11	26,993,109.11	0.00	3.00
PS		0.00	0.00	0.00	0.00	0.00	0.00	0.00	0.00	0.00	0.00	0.00	0.00	0.00	0.00	0.00	0.00
MOOE		28,789,893.19	2,957,263.03	31,747,156.22	4,754,047.11	0.00	0.00	0.00	4,754,047.11	4,754,047.11	0.00	0.00	0.00	4,754,047.11	26,993,109.11	0.00	3.00
FinEx (if Applicable)		0.00	0.00	0.00	0.00	0.00	0.00	0.00	0.00	0.00	0.00	0.00	0.00	0.00	0.00	0.00	0.00
CO		0.00	0.00	0.00	0.00	0.00	0.00	0.00	0.00	0.00	0.00	0.00	0.00	0.00	0.00	0.00	0.00


 SHEILA MARIE V. DE GUZMAN, MGM
 Supervising Administrative Officer
 Date: 2021-04-08 23:42:16


 JUNIMARO P. BACULO, CPA
 Accountant IV
 Date: 2021-04-08 23:42:16


 JOCELYN S. CASIDA, CPA, MBA
 Financial and Management Officer II
 Date: 2021-04-08 23:46:51


 IMELDA M. MATEO, MD, MBAH, FPCC, FPCCP
 Medical Center Chief II
 Date: 2021-04-08 23:49:36