

STATEMENT OF APPROVED BUDGET, UTILIZATIONS, DISBURSEMENTS AND BALANCES

(For Off-Budgetary Funds)

As at the Quarter Ending September 30, 2022

Department :Department of Health (DOH)
 Agency/Entity :Office of the Secretary
 Operating Unit :'Amang' Rodriguez Medical Center
 Organization Code (UACS) :13 001 1400012
 Fund Cluster :06 Business Related Funds
 (e.g. UACS Fund Cluster: 05-Internally Generated Funds and 06-Business Related Funds)

Particulars	UACS CODE	Approved Budget			Utilizations					Disbursements					Balances			
		Approved Budgeted Revenue	Adjustments (Reductions, Modifications/ Augmentations)	Adjusted Budgeted Revenue	1st Quarter Ending March 31	2nd Quarter Ending June 30	3rd Quarter Ending September 30	4th Quarter Ending December 31	TOTAL	1st Quarter Ending March 31	2nd Quarter Ending June 30	3rd Quarter Ending September 30	4th Quarter Ending December 31	TOTAL	Unutilized Budget	Unpaid Obligations (10-15)(17+18)		
																10=(8+7+8+9)	11	12
1	2	3	4	5=[3+(4)]	6	7	8	9	10=(8+7+8+9)	11	12	13	14	15=(11+12+13+14)	16=(5-10)	17	18	
Operations	3000000000000000	120,606,807.70	(23,774,703.84)	96,835,103.76	4,521,446.64	6,060,588.47	9,474,978.32	0.00	20,057,013.43	4,521,446.64	6,060,588.47	9,244,677.38	0.00	19,826,712.49	78,779,090.33	230,300.94	0.00	
OO :Access to curative and rehabilitative health care services improved	3200000000000000	120,606,807.70	(23,774,703.84)	96,835,103.76	4,521,446.64	6,060,588.47	9,474,978.32	0.00	20,057,013.43	4,521,446.64	6,060,588.47	9,244,677.38	0.00	19,826,712.49	78,779,090.33	230,300.94	0.00	
HEALTH FACILITIES OPERATION PROGRAM	3201000000000000	120,606,807.70	(23,774,703.84)	96,835,103.76	4,521,446.64	6,060,588.47	9,474,978.32	0.00	20,057,013.43	4,521,446.64	6,060,588.47	9,244,677.38	0.00	19,826,712.49	78,779,090.33	230,300.94	0.00	
CURATIVE HEALTH CARE SUB-PROGRAM	3201010000000000	120,606,807.70	(23,774,703.84)	96,835,103.76	4,521,446.64	6,060,588.47	9,474,978.32	0.00	20,057,013.43	4,521,446.64	6,060,588.47	9,244,677.38	0.00	19,826,712.49	78,779,090.33	230,300.94	0.00	
Operations of DOH Hospitals in Metro Manila (MM)	3201011000000000	120,606,807.70	(23,774,703.84)	96,835,103.76	4,521,446.64	6,060,588.47	9,474,978.32	0.00	20,057,013.43	4,521,446.64	6,060,588.47	9,244,677.38	0.00	19,826,712.49	78,779,090.33	230,300.94	0.00	
MOOE	120,606,807.70	(23,774,703.84)	96,835,103.76	4,521,446.64	6,060,588.47	9,474,978.32	0.00	20,057,013.43	4,521,446.64	6,060,588.47	9,244,677.38	0.00	19,826,712.49	78,779,090.33	230,300.94	0.00		
Sub-Total: Operations	120,606,807.70	(23,774,703.84)	96,835,103.76	4,521,446.64	6,060,588.47	9,474,978.32	0.00	20,057,013.43	4,521,446.64	6,060,588.47	9,244,677.38	0.00	19,826,712.49	78,779,090.33	230,300.94	0.00		
PS	0.00	0.00	0.00	0.00	0.00	0.00	0.00	0.00	0.00	0.00	0.00	0.00	0.00	0.00	0.00	0.00	0.00	
MOOE	120,606,807.70	(23,774,703.84)	96,835,103.76	4,521,446.64	6,060,588.47	9,474,978.32	0.00	20,057,013.43	4,521,446.64	6,060,588.47	9,244,677.38	0.00	19,826,712.49	78,779,090.33	230,300.94	0.00		
FinEx (if Applicable)	0.00	0.00	0.00	0.00	0.00	0.00	0.00	0.00	0.00	0.00	0.00	0.00	0.00	0.00	0.00	0.00	0.00	
CO	0.00	0.00	0.00	0.00	0.00	0.00	0.00	0.00	0.00	0.00	0.00	0.00	0.00	0.00	0.00	0.00	0.00	
GRAND TOTAL	120,606,807.70	(23,774,703.84)	96,835,103.76	4,521,446.64	6,060,588.47	9,474,978.32	0.00	20,057,013.43	4,521,446.64	6,060,588.47	9,244,677.38	0.00	19,826,712.49	78,779,090.33	230,300.94	0.00		
PS	0.00	0.00	0.00	0.00	0.00	0.00	0.00	0.00	0.00	0.00	0.00	0.00	0.00	0.00	0.00	0.00	0.00	
MOOE	120,606,807.70	(23,774,703.84)	96,835,103.76	4,521,446.64	6,060,588.47	9,474,978.32	0.00	20,057,013.43	4,521,446.64	6,060,588.47	9,244,677.38	0.00	19,826,712.49	78,779,090.33	230,300.94	0.00		
FinEx (if Applicable)	0.00	0.00	0.00	0.00	0.00	0.00	0.00	0.00	0.00	0.00	0.00	0.00	0.00	0.00	0.00	0.00	0.00	
CO	0.00	0.00	0.00	0.00	0.00	0.00	0.00	0.00	0.00	0.00	0.00	0.00	0.00	0.00	0.00	0.00	0.00	

Certified Correct:

 SHEILA MARIE V. DE GUZMAN, MGM
 Supervising Administrative Officer
 Date: 2022-10-11 14:51:30

Certified Correct:

 JUNIMAR P. BACULO, CPA
 Accountant IV
 Date: 2022-10-11 14:51:30

Recommended Approval By:

 JUNIMAR P. BACULO, CPA
 Acting, Financial and Management Officer II
 Date: 2022-10-11 14:56:24


Approved By:


 MELDA M. MATEO, MD, MPH, FPCC, FPCCP
 Medical Center Chief II
 Date: 2022-10-11 14:58:23


STATEMENT OF APPROVED BUDGET, UTILIZATIONS, DISBURSEMENTS AND BALANCES
(For Off-Budgetary Funds)
As at the Quarter Ending September 30, 2022


Department : Department of Health (DOH)
 Agency/Entity : Office of the Secretary
 Operating Unit : 'Amang' Rodriguez Medical Center
 Organization Code (UACS) : 13 001 1400012
 Fund Cluster : 05 Internally Generated Funds
 (e.g. UACS Fund Cluster: 05-Internally Generated Funds and 06-Business Related Funds)

Particulars	UACS CODE	Approved Budget			Utilizations					Disbursements					Balances		
		Approved Budgeted Revenue	Adjustments (Reductions, Modifications/ Augmentations)	Adjusted Budgeted Revenue	1st Quarter Ending March 31	2nd Quarter Ending June 30	3rd Quarter Ending September 30	4th Quarter Ending December 31	TOTAL	1st Quarter Ending March 31	2nd Quarter Ending June 30	3rd Quarter Ending September 30	4th Quarter Ending December 31	TOTAL	Unutilized Budget	Unpaid Obligations (10-15)=(17+18)	
																15=(11+12+13+14)	16=(5-10)
1	2	3	4	5=(3+4)	6	7	8	9	10=(6+7+8+9)	11	12	13	14	15	16	17	18
Operations	3200000000000000	194,965,539.91	71,850,695.07	266,816,234.98	20,468,560.72	71,930,462.97	75,974,355.66	0.00	168,371,379.35	17,430,710.85	63,105,838.50	52,830,775.82	0.00	133,367,323.17	88,444,845.63	11,751,048.58	23,253,007.60
OO - Access to curative and rehabilitative health care services improved	3200000000000000	194,965,539.91	71,850,695.07	266,816,234.98	20,468,560.72	71,930,462.97	75,974,355.66	0.00	168,371,379.35	17,430,710.85	63,105,838.50	52,830,775.82	0.00	133,367,323.17	88,444,845.63	11,751,048.58	23,253,007.60
HEALTH FACILITIES OPERATION PROGRAM	3201000000000000	194,965,539.91	71,850,695.07	266,816,234.98	20,468,560.72	71,930,462.97	75,974,355.66	0.00	168,371,379.35	17,430,710.85	63,105,838.50	52,830,775.82	0.00	133,367,323.17	88,444,845.63	11,751,048.58	23,253,007.60
CURATIVE HEALTH CARE SUB-PROGRAM	3201010000000000	194,965,539.91	71,850,695.07	266,816,234.98	20,468,560.72	71,930,462.97	75,974,355.66	0.00	168,371,379.35	17,430,710.85	63,105,838.50	52,830,775.82	0.00	133,367,323.17	88,444,845.63	11,751,048.58	23,253,007.60
Operations of DOH Hospitals in Metro Manila (MM)	3201011000020000	194,965,539.91	71,850,695.07	266,816,234.98	20,468,560.72	71,930,462.97	75,974,355.66	0.00	168,371,379.35	17,430,710.85	63,105,838.50	52,830,775.82	0.00	133,367,323.17	88,444,845.63	11,751,048.58	23,253,007.60
MOOE	169,099,709.67	73,767,573.33	242,867,283.00	18,148,060.72	55,176,274.01	75,133,730.81	0.00	148,458,065.54	17,430,710.85	45,218,640.73	51,746,889.00	0.00	114,397,240.58	94,409,217.46	11,402,628.96	22,866,198.00	
CO	25,865,830.24	(1,916,888.26)	23,948,941.98	2,318,500.00	16,754,188.96	840,624.85	0.00	19,913,313.81	0.00	17,898,195.77	1,063,896.82	0.00	18,970,082.59	4,035,628.17	348,421.62	594,809.60	
Sub-Total, Operations	194,965,539.91	71,850,695.07	266,816,234.98	20,468,560.72	71,930,462.97	75,974,355.66	0.00	168,371,379.35	17,430,710.85	63,105,838.50	52,830,775.82	0.00	133,367,323.17	88,444,845.63	11,751,048.58	23,253,007.60	
PS	0.00	0.00	0.00	0.00	0.00	0.00	0.00	0.00	0.00	0.00	0.00	0.00	0.00	0.00	0.00	0.00	0.00
MOOE	169,099,709.67	73,767,573.33	242,867,283.00	18,148,060.72	55,176,274.01	75,133,730.81	0.00	148,458,065.54	17,430,710.85	45,218,640.73	51,746,889.00	0.00	114,397,240.58	94,409,217.46	11,402,628.96	22,866,198.00	
FinEx (if Applicable)	0.00	0.00	0.00	0.00	0.00	0.00	0.00	0.00	0.00	0.00	0.00	0.00	0.00	0.00	0.00	0.00	0.00
CO	25,865,830.24	(1,916,888.26)	23,948,941.98	2,318,500.00	16,754,188.96	840,624.85	0.00	19,913,313.81	0.00	17,898,195.77	1,063,896.82	0.00	18,970,082.59	4,035,628.17	348,421.62	594,809.60	
GRAND TOTAL	194,965,539.91	71,850,695.07	266,816,234.98	20,468,560.72	71,930,462.97	75,974,355.66	0.00	168,371,379.35	17,430,710.85	63,105,838.50	52,830,775.82	0.00	133,367,323.17	88,444,845.63	11,751,048.58	23,253,007.60	
PS	0.00	0.00	0.00	0.00	0.00	0.00	0.00	0.00	0.00	0.00	0.00	0.00	0.00	0.00	0.00	0.00	0.00
MOOE	169,099,709.67	73,767,573.33	242,867,283.00	18,148,060.72	55,176,274.01	75,133,730.81	0.00	148,458,065.54	17,430,710.85	45,218,640.73	51,746,889.00	0.00	114,397,240.58	94,409,217.46	11,402,628.96	22,866,198.00	
FinEx (if Applicable)	0.00	0.00	0.00	0.00	0.00	0.00	0.00	0.00	0.00	0.00	0.00	0.00	0.00	0.00	0.00	0.00	0.00
CO	25,865,830.24	(1,916,888.26)	23,948,941.98	2,318,500.00	16,754,188.96	840,624.85	0.00	19,913,313.81	0.00	17,898,195.77	1,063,896.82	0.00	18,970,082.59	4,035,628.17	348,421.62	594,809.60	

Certified Correct:

 SHEILA MARIE V. DE GUZMAN, MGM
 Supervising Administrative Officer
 Date: 2022-10-11 14:51:30

Certified Correct:

 JUNIMAR P. BACULO, CPA
 Accountant IV
 Date: 2022-10-11 14:51:30

Recommending Approval By:

 JUNIMAR P. BACULO, CPA
 Acting, Financial and Management Officer II
 Date: 2022-10-11 14:56:24

Approved By:

 MELDA M. MATEO, MD, MBAH, FPCCP
 Medical Center Chief II
 Date: 2022-10-11 14:58:23