

**MONTHLY REPORT OF DISBURSEMENTS**  
For the month of January 2022

Department: Department of Health (DOH)  
 Agency/Entity: Office of the Secretary  
 Operating Unit: 'Amang' Rodriguez Medical Center  
 Organization Code (UACS): 13 001 1400012  
 Fund Cluster: 01 Regular Agency Fund

Particulars	Current Year Budget					Prior Year's Accounts Payable											SUB-TOTAL	Trust Liabilities				Grand Total					Remarks		
	PS	MOOE	FinEx	CO	TOTAL	Prior Year's Accounts Payable					Current Year's Accounts Payable					PS		MOOE	CO	TOTAL	PS	MOOE	FinEx	CO	TOTAL				
						PS	MOOE	FinEx	CO	Sub-Total	PS	MOOE	FinEx	CO	Sub-Total														
1	2	3	4	5	6=(2+3+4+5)	7	8	9	10	11=(7+8+9+10)	12	13	14	15	16=(12+13+14)	17=(11+16)	18=(6+17)	19	20	21	22=(19+20+21)	23	24	25	26	27=(23+24+25+26)	28		
CASH DISBURSEMENTS	42,134,577.52	3,750,931.27	0.00	0.00	45,885,508.79	831,073.05	4,358,349.73	0.00	0.00	5,189,422.78	0.00	0.00	0.00	0.00	5,189,422.78	51,074,931.57	0.00	0.00	0.00	0.00	42,965,650.57	8,109,281.00	0.00	0.00	0.00	51,074,931.57			
Notice of Cash Allocation (NCA)	42,134,577.52	3,750,931.27	0.00	0.00	45,885,508.79	831,073.05	4,358,349.73	0.00	0.00	5,189,422.78	0.00	0.00	0.00	0.00	5,189,422.78	51,074,931.57	0.00	0.00	0.00	0.00	42,965,650.57	8,109,281.00	0.00	0.00	0.00	51,074,931.57			
MDS Checks Issued	40,951,512.16	3,750,931.27	0.00	0.00	44,702,443.43	819,644.95	4,358,349.73	0.00	0.00	5,177,994.68	0.00	0.00	0.00	0.00	5,177,994.68	49,880,438.11	0.00	0.00	0.00	0.00	41,771,157.11	8,109,281.00	0.00	0.00	0.00	49,880,438.11			
Advice to Debit Account	1,183,065.36	0.00	0.00	0.00	1,183,065.36	11,428.10	0.00	0.00	0.00	11,428.10	0.00	0.00	0.00	0.00	11,428.10	1,194,493.46	0.00	0.00	0.00	0.00	1,194,493.46	0.00	0.00	0.00	0.00	1,194,493.46			
Notice of Transfer Allocations (NTA)	0.00	0.00	0.00	0.00	0.00	0.00	0.00	0.00	0.00	0.00	0.00	0.00	0.00	0.00	0.00	0.00	0.00	0.00	0.00	0.00	0.00	0.00	0.00	0.00	0.00	0.00	0.00		
MDS Checks Issued	0.00	0.00	0.00	0.00	0.00	0.00	0.00	0.00	0.00	0.00	0.00	0.00	0.00	0.00	0.00	0.00	0.00	0.00	0.00	0.00	0.00	0.00	0.00	0.00	0.00	0.00	0.00	0.00	
Advice to Debit Account	0.00	0.00	0.00	0.00	0.00	0.00	0.00	0.00	0.00	0.00	0.00	0.00	0.00	0.00	0.00	0.00	0.00	0.00	0.00	0.00	0.00	0.00	0.00	0.00	0.00	0.00	0.00	0.00	
Working Fund for FAPs	0.00	0.00	0.00	0.00	0.00	0.00	0.00	0.00	0.00	0.00	0.00	0.00	0.00	0.00	0.00	0.00	0.00	0.00	0.00	0.00	0.00	0.00	0.00	0.00	0.00	0.00	0.00	0.00	
Cash Disbursement Ceiling (CDC)	0.00	0.00	0.00	0.00	0.00	0.00	0.00	0.00	0.00	0.00	0.00	0.00	0.00	0.00	0.00	0.00	0.00	0.00	0.00	0.00	0.00	0.00	0.00	0.00	0.00	0.00	0.00	0.00	
<b>TOTAL CASH DISBURSEMENTS</b>	<b>42,134,577.52</b>	<b>3,750,931.27</b>	<b>0.00</b>	<b>0.00</b>	<b>45,885,508.79</b>	<b>831,073.05</b>	<b>4,358,349.73</b>	<b>0.00</b>	<b>0.00</b>	<b>5,189,422.78</b>	<b>0.00</b>	<b>0.00</b>	<b>0.00</b>	<b>0.00</b>	<b>5,189,422.78</b>	<b>51,074,931.57</b>	<b>0.00</b>	<b>0.00</b>	<b>0.00</b>	<b>0.00</b>	<b>42,965,650.57</b>	<b>8,109,281.00</b>	<b>0.00</b>	<b>0.00</b>	<b>0.00</b>	<b>51,074,931.57</b>			
NON-CASH DISBURSEMENTS	0.00	0.00	0.00	0.00	0.00	0.00	980,023.45	0.00	1,091,223.15	2,071,246.60	0.00	0.00	0.00	0.00	2,071,246.60	2,071,246.60	0.00	1,583.04	2,410.72	3,993.76	0.00	981,606.49	0.00	1,093,633.87	2,075,240.36				
Tax Remittance Advices Issued (TRA)	0.00	0.00	0.00	0.00	0.00	0.00	980,023.45	0.00	1,091,223.15	2,071,246.60	0.00	0.00	0.00	0.00	2,071,246.60	2,071,246.60	0.00	1,583.04	2,410.72	3,993.76	0.00	981,606.49	0.00	1,093,633.87	2,075,240.36				
Non-Cash Availment Authority (NCAA)	0.00	0.00	0.00	0.00	0.00	0.00	0.00	0.00	0.00	0.00	0.00	0.00	0.00	0.00	0.00	0.00	0.00	0.00	0.00	0.00	0.00	0.00	0.00	0.00	0.00	0.00	0.00	0.00	
Disbursements effected through outright deductions from claims (please specify...)	0.00	0.00	0.00	0.00	0.00	0.00	0.00	0.00	0.00	0.00	0.00	0.00	0.00	0.00	0.00	0.00	0.00	0.00	0.00	0.00	0.00	0.00	0.00	0.00	0.00	0.00	0.00	0.00	
Overpayment of expenses(e.g. personnel benefits)	0.00	0.00	0.00	0.00	0.00	0.00	0.00	0.00	0.00	0.00	0.00	0.00	0.00	0.00	0.00	0.00	0.00	0.00	0.00	0.00	0.00	0.00	0.00	0.00	0.00	0.00	0.00	0.00	
Restitution for loss of government property	0.00	0.00	0.00	0.00	0.00	0.00	0.00	0.00	0.00	0.00	0.00	0.00	0.00	0.00	0.00	0.00	0.00	0.00	0.00	0.00	0.00	0.00	0.00	0.00	0.00	0.00	0.00	0.00	
Liquidated damages and similar claims	0.00	0.00	0.00	0.00	0.00	0.00	0.00	0.00	0.00	0.00	0.00	0.00	0.00	0.00	0.00	0.00	0.00	0.00	0.00	0.00	0.00	0.00	0.00	0.00	0.00	0.00	0.00	0.00	
Others (e.g. TEF, BTr, Docs Stamp, etc.)	0.00	0.00	0.00	0.00	0.00	0.00	0.00	0.00	0.00	0.00	0.00	0.00	0.00	0.00	0.00	0.00	0.00	0.00	0.00	0.00	0.00	0.00	0.00	0.00	0.00	0.00	0.00	0.00	
<b>TOTAL NON-CASH DISBURSEMENTS</b>	<b>0.00</b>	<b>0.00</b>	<b>0.00</b>	<b>0.00</b>	<b>0.00</b>	<b>0.00</b>	<b>980,023.45</b>	<b>0.00</b>	<b>1,091,223.15</b>	<b>2,071,246.60</b>	<b>0.00</b>	<b>0.00</b>	<b>0.00</b>	<b>0.00</b>	<b>2,071,246.60</b>	<b>2,071,246.60</b>	<b>0.00</b>	<b>1,583.04</b>	<b>2,410.72</b>	<b>3,993.76</b>	<b>0.00</b>	<b>981,606.49</b>	<b>0.00</b>	<b>1,093,633.87</b>	<b>2,075,240.36</b>				
<b>GRAND TOTAL</b>	<b>42,134,577.52</b>	<b>3,750,931.27</b>	<b>0.00</b>	<b>0.00</b>	<b>45,885,508.79</b>	<b>831,073.05</b>	<b>5,338,373.18</b>	<b>0.00</b>	<b>1,091,223.15</b>	<b>7,260,669.38</b>	<b>0.00</b>	<b>0.00</b>	<b>0.00</b>	<b>0.00</b>	<b>7,260,669.38</b>	<b>53,146,178.17</b>	<b>0.00</b>	<b>1,583.04</b>	<b>2,410.72</b>	<b>3,993.76</b>	<b>42,965,650.57</b>	<b>9,090,887.49</b>	<b>0.00</b>	<b>1,093,633.87</b>	<b>53,150,171.93</b>				


**SUMMARY**

Particulars (1)	Previous Report (2)	This Month (3)	As at Date (4)
Total Disbursement Authorities Received	0.00	64,739,240.36	64,739,240.36
NCA	0.00	62,664,000.00	62,664,000.00
NTA	0.00	0.00	0.00
Working Fund	0.00	0.00	0.00
TRA	0.00	2,075,240.36	2,075,240.36
CDC	0.00	0.00	0.00
NCAA	0.00	0.00	0.00
Less: Notice of Transfer of Allocations (NTA)* issued	0.00	0.00	0.00
Total Disbursement Authorities Available	0.00	64,739,240.36	64,739,240.36
Less:	0.00	0.00	0.00
Lapsed NCA	0.00	0.00	0.00
Disbursements	0.00	53,150,171.93	53,150,171.93
Less: Other Non-Cash Disbursements	0.00	0.00	0.00
Disbursements effected through outright deductions from claims	0.00	0.00	0.00
Overpayment of expenses(e.g. personnel benefits)	0.00	0.00	0.00
Restitution for loss of government property	0.00	0.00	0.00
Liquidated damages and similar claims	0.00	0.00	0.00
Others (e.g. TEF, BTr, Docs Stamp, etc.)	0.00	0.00	0.00
Add/Less: Adjustments (e.g. cancelled/staled checks)	0.00	0.00	0.00
Balance of Disbursement Authorities as at date	0.00	11,589,068.43	11,589,068.43
Total Disbursements Program	0.00	166,732,000.00	166,732,000.00
Less: *Actual Disbursements	0.00	53,150,171.93	53,150,171.93
(Over)/Under spending	0.00	113,581,828.07	113,581,828.07

Notes: \* The use of NTA is discouraged


Notes: \*\* Amounts should tally with the grand total disbursement (column 27).

Certified Correct:

  
JUNIMARO P. BACULO, CPA  
 Accountant IV


Date:

Recommending

Approval:  
  
JOCELYN S. CASIDA, CPA, MBA  
 Financial & Management Officer II

Date:

Approved By:

  
IMELDA M. MATEO, MD, MBAH, FPCP, FPCC  
 Medical Center Chief II

MONTHLY REPORT OF DISBURSEMENTS

For the month of February 2022

Department Department of Health (DOH)  
 Agency/Entity Office of the Secretary  
 Operating Unit 'Amang' Rodriguez Medical Center  
 Organization Code (UACS) 13 001 1400012  
 Fund Cluster 01 Regular Agency Fund


Particulars	Current Year Budget					Prior Year's Budget											Trust Liabilities			Grand Total					Remarks			
	PS	MOOE	FinEx	CO	TOTAL	Prior Year's Accounts Payable					Current Year's Accounts Payable						SUB-TOTAL	PS	MOOE	CO	TOTAL	PS	MOOE	FinEx		CO	TOTAL	
						PS	MOOE	FinEx	CO	Sub-Total	PS	MOOE	FinEx	CO	Sub-Total													
1	2	3	4	5	6=(2+3+4+5)	7	8	9	10	11=(7+8+9+10)	12	13	14	15	16=(11+12+13+14+15)	17=(11+16)	18=(6+17)	19	20	21	22=(19+20+21)	23	24	25	26	27=(23+24+25+26)	28	
CASH DISBURSEMENTS	62,705,114.88	10,692,857.59	0.00	0.00	73,397,972.47	4,084,184.49	4,954,211.99	0.00	12,351,311.01	21,389,707.49	0.00	0.00	0.00	0.00	0.00	21,389,707.49	94,787,679.96	0.00	0.00	0.00	0.00	0.00	66,789,299.37	15,647,069.58	0.00	12,351,311.01	94,787,679.96	
Notice of Cash Allocation (NCA)	62,705,114.88	10,692,857.59	0.00	0.00	73,397,972.47	4,084,184.49	4,954,211.99	0.00	12,351,311.01	21,389,707.49	0.00	0.00	0.00	0.00	0.00	21,389,707.49	94,787,679.96	0.00	0.00	0.00	0.00	0.00	66,789,299.37	15,647,069.58	0.00	12,351,311.01	94,787,679.96	
MDS Checks Issued	61,465,631.30	8,809,387.41	0.00	0.00	70,275,018.71	652,822.48	331,215.93	0.00	0.00	984,038.41	0.00	0.00	0.00	0.00	0.00	984,038.41	71,259,057.12	0.00	0.00	0.00	0.00	0.00	62,118,453.78	9,140,603.34	0.00	0.00	71,259,057.12	
Advice to Debit Account	1,239,483.58	1,883,470.18	0.00	0.00	3,122,953.76	3,431,362.01	4,622,996.06	0.00	12,351,311.01	20,405,669.08	0.00	0.00	0.00	0.00	0.00	20,405,669.08	23,528,622.84	0.00	0.00	0.00	0.00	0.00	4,670,845.59	6,506,466.24	0.00	12,351,311.01	23,528,622.84	
Notice of Transfer Allocations (NTA)	0.00	0.00	0.00	0.00	0.00	0.00	0.00	0.00	0.00	0.00	0.00	0.00	0.00	0.00	0.00	0.00	0.00	0.00	0.00	0.00	0.00	0.00	0.00	0.00	0.00	0.00	0.00	
MDS Checks Issued	0.00	0.00	0.00	0.00	0.00	0.00	0.00	0.00	0.00	0.00	0.00	0.00	0.00	0.00	0.00	0.00	0.00	0.00	0.00	0.00	0.00	0.00	0.00	0.00	0.00	0.00	0.00	
Advice to Debit Account	0.00	0.00	0.00	0.00	0.00	0.00	0.00	0.00	0.00	0.00	0.00	0.00	0.00	0.00	0.00	0.00	0.00	0.00	0.00	0.00	0.00	0.00	0.00	0.00	0.00	0.00	0.00	
Working Fund for FAPs	0.00	0.00	0.00	0.00	0.00	0.00	0.00	0.00	0.00	0.00	0.00	0.00	0.00	0.00	0.00	0.00	0.00	0.00	0.00	0.00	0.00	0.00	0.00	0.00	0.00	0.00	0.00	
Cash Disbursement Ceiling (CDC)	0.00	0.00	0.00	0.00	0.00	0.00	0.00	0.00	0.00	0.00	0.00	0.00	0.00	0.00	0.00	0.00	0.00	0.00	0.00	0.00	0.00	0.00	0.00	0.00	0.00	0.00	0.00	
<b>TOTAL CASH DISBURSEMENTS</b>	<b>62,705,114.88</b>	<b>10,692,857.59</b>	<b>0.00</b>	<b>0.00</b>	<b>73,397,972.47</b>	<b>4,084,184.49</b>	<b>4,954,211.99</b>	<b>0.00</b>	<b>12,351,311.01</b>	<b>21,389,707.49</b>	<b>0.00</b>	<b>0.00</b>	<b>0.00</b>	<b>0.00</b>	<b>0.00</b>	<b>21,389,707.49</b>	<b>94,787,679.96</b>	<b>0.00</b>	<b>0.00</b>	<b>0.00</b>	<b>0.00</b>	<b>0.00</b>	<b>66,789,299.37</b>	<b>15,647,069.58</b>	<b>0.00</b>	<b>12,351,311.01</b>	<b>94,787,679.96</b>	
NON-CASH DISBURSEMENTS	5,743,343.72	90,632.56	0.00	0.00	5,833,976.28	43,570.84	0.00	0.00	0.00	43,570.84	0.00	0.00	0.00	0.00	0.00	43,570.84	5,877,547.12	0.00	0.00	0.00	0.00	0.00	5,786,914.56	90,632.56	0.00	0.00	5,877,547.12	
Tax Remittance Advices Issued (TRA)	5,743,343.72	90,632.56	0.00	0.00	5,833,976.28	43,570.84	0.00	0.00	0.00	43,570.84	0.00	0.00	0.00	0.00	0.00	43,570.84	5,877,547.12	0.00	0.00	0.00	0.00	0.00	5,786,914.56	90,632.56	0.00	0.00	5,877,547.12	
Non-Cash Availment Authority (NCAA)	0.00	0.00	0.00	0.00	0.00	0.00	0.00	0.00	0.00	0.00	0.00	0.00	0.00	0.00	0.00	0.00	0.00	0.00	0.00	0.00	0.00	0.00	0.00	0.00	0.00	0.00	0.00	
Disbursements effected through outright deductions from claims (please specify...)	0.00	0.00	0.00	0.00	0.00	0.00	0.00	0.00	0.00	0.00	0.00	0.00	0.00	0.00	0.00	0.00	0.00	0.00	0.00	0.00	0.00	0.00	0.00	0.00	0.00	0.00	0.00	
Overpayment of expenses (e.g. personnel benefits)	0.00	0.00	0.00	0.00	0.00	0.00	0.00	0.00	0.00	0.00	0.00	0.00	0.00	0.00	0.00	0.00	0.00	0.00	0.00	0.00	0.00	0.00	0.00	0.00	0.00	0.00	0.00	
Restitution for loss of government property	0.00	0.00	0.00	0.00	0.00	0.00	0.00	0.00	0.00	0.00	0.00	0.00	0.00	0.00	0.00	0.00	0.00	0.00	0.00	0.00	0.00	0.00	0.00	0.00	0.00	0.00	0.00	
Liquidated damages and similar claims	0.00	0.00	0.00	0.00	0.00	0.00	0.00	0.00	0.00	0.00	0.00	0.00	0.00	0.00	0.00	0.00	0.00	0.00	0.00	0.00	0.00	0.00	0.00	0.00	0.00	0.00	0.00	
Others (e.g. TEF, BTr, Docs Stamp, etc.)	0.00	0.00	0.00	0.00	0.00	0.00	0.00	0.00	0.00	0.00	0.00	0.00	0.00	0.00	0.00	0.00	0.00	0.00	0.00	0.00	0.00	0.00	0.00	0.00	0.00	0.00	0.00	
<b>TOTAL NON-CASH DISBURSEMENTS</b>	<b>5,743,343.72</b>	<b>90,632.56</b>	<b>0.00</b>	<b>0.00</b>	<b>5,833,976.28</b>	<b>43,570.84</b>	<b>0.00</b>	<b>0.00</b>	<b>0.00</b>	<b>43,570.84</b>	<b>0.00</b>	<b>0.00</b>	<b>0.00</b>	<b>0.00</b>	<b>0.00</b>	<b>43,570.84</b>	<b>5,877,547.12</b>	<b>0.00</b>	<b>0.00</b>	<b>0.00</b>	<b>0.00</b>	<b>0.00</b>	<b>5,786,914.56</b>	<b>90,632.56</b>	<b>0.00</b>	<b>0.00</b>	<b>5,877,547.12</b>	
<b>GRAND TOTAL</b>	<b>68,448,458.60</b>	<b>10,783,490.15</b>	<b>0.00</b>	<b>0.00</b>	<b>79,231,948.75</b>	<b>4,127,755.33</b>	<b>4,954,211.99</b>	<b>0.00</b>	<b>12,351,311.01</b>	<b>21,433,278.33</b>	<b>0.00</b>	<b>0.00</b>	<b>0.00</b>	<b>0.00</b>	<b>0.00</b>	<b>21,433,278.33</b>	<b>100,665,227.08</b>	<b>0.00</b>	<b>0.00</b>	<b>0.00</b>	<b>0.00</b>	<b>0.00</b>	<b>72,576,213.93</b>	<b>15,737,702.14</b>	<b>0.00</b>	<b>12,351,311.01</b>	<b>100,665,227.08</b>	

SUMMARY


Particulars	Previous Report	This Month	As at Date
(1)	(2)	(3)	(4)
Total Disbursement Authorities Received	64,739,240.36	111,817,904.89	176,557,145.25
NCA	62,664,000.00	105,940,357.77	168,604,357.77
NTA	0.00	0.00	0.00
Working Fund	0.00	0.00	0.00
TRA	2,075,240.36	5,877,547.12	7,952,787.48
CDC	0.00	0.00	0.00
NCAA	0.00	0.00	0.00
Less: Notice of Transfer of Allocations (NTA)* issued	0.00	0.00	0.00
Total Disbursement Authorities Available	64,739,240.36	111,817,904.89	176,557,145.25
Less:	0.00	0.00	0.00
Lapsed NCA	0.00	0.00	0.00
Disbursements	53,150,171.93	100,665,227.08	153,815,399.01
Less: Other Non-Cash Disbursements	0.00	0.00	0.00
Disbursements effected through outright deductions from claims	0.00	0.00	0.00
Overpayment of expenses (e.g. personnel benefits)	0.00	0.00	0.00
Restitution for loss of government property	0.00	0.00	0.00
Liquidated damages and similar claims	0.00	0.00	0.00
Others (e.g. TEF, BTr, Docs Stamp, etc.)	0.00	0.00	0.00
Add/Less: Adjustments (e.g. cancelled/staled checks)	0.00	0.00	0.00
Balance of Disbursement Authorities as at date	11,589,068.43	11,152,677.81	22,741,746.24
Total Disbursements Program	166,732,000.00	206,809,000.00	373,541,000.00
Less: *Actual Disbursements	53,150,171.93	100,665,227.00	153,815,398.93
(Over)/Under spending	113,581,828.07	106,143,773.00	219,725,601.07

Notes: \* The use of NTA is discouraged  
 Notes: \*\* Amounts should tally with the grand total disbursement (column 27).


Certified Correct:

  
**JUNIMAR P. BACULO, CPA**  
 Accountant IV  
 Date: 4-Mar-22

Recommending

  
**JOCÉLYN S. CASIDA, CPA, MPA**  
 Financial & Management Officer II  
 Date: 4-Mar-22

Approved By:

  
**IMELDA M. MATEO, MD, MBAH, FPCP, FPCCP**  
 Medical Center Chief II  
 Date: 4-Mar-22

**MONTHLY REPORT OF DISBURSEMENTS**  
For the month of March 2022

Department: Department of Health (DOH)  
 Agency/Entity: Office of the Secretary  
 Operating Unit: 'Amang' Rodriguez Medical Center  
 Organization Code (UACS): 13 001 1400012  
 Fund Cluster: 01 Regular Agency Fund


Particulars	Current Year Budget					Prior Year's Budget										SUB-TOTAL	Trust Liabilities				Grand Total					Remarks			
	PS	MOOE	FinEx	CO	TOTAL	Prior Year's Accounts Payable					Current Year's Accounts Payable						TOTAL	PS	MOOE	CO	TOTAL	PS	MOOE	FinEx	CO		TOTAL		
						PS	MOOE	FinEx	CO	Sub-Total	PS	MOOE	FinEx	CO	Sub-Total														
	7	8	9	10	11=(7+8+9+10)	12	13	14	15	16=(12+13+14+15)	17=(11+16)	18=(6+17)	19	20	21		22=(19+20+21)	23	24	25	26	27=(23+24+25+26)							
CASH DISBURSEMENTS	99,942,921.24	40,506,798.56	0.00	0.00	140,449,719.80	1,574,661.65	41,752,292.54	0.00	10,362,945.23	53,689,899.42	0.00	0.00	0.00	0.00	0.00	53,689,899.42	194,139,619.22	0.00	0.00	0.00	0.00	101,517,582.89	82,259,091.10	0.00	10,362,945.23	194,139,619.22			
Notice of Cash Allocation (NCA)	99,942,921.24	40,506,798.56	0.00	0.00	140,449,719.80	1,574,661.65	41,752,292.54	0.00	10,362,945.23	53,689,899.42	0.00	0.00	0.00	0.00	0.00	53,689,899.42	194,139,619.22	0.00	0.00	0.00	0.00	101,517,582.89	82,259,091.10	0.00	10,362,945.23	194,139,619.22			
MDS Checks Issued	97,831,696.32	33,854,503.74	0.00	0.00	131,686,200.06	277,499.54	9,994,731.46	0.00	0.00	10,272,231.00	0.00	0.00	0.00	0.00	0.00	10,272,231.00	141,958,431.06	0.00	0.00	0.00	0.00	98,109,195.86	43,849,235.20	0.00	0.00	141,958,431.06			
Advice to Debit Account	2,111,224.92	6,652,294.82	0.00	0.00	8,763,519.74	1,297,162.11	31,757,561.08	0.00	10,362,945.23	43,417,668.42	0.00	0.00	0.00	0.00	0.00	43,417,668.42	52,181,188.16	0.00	0.00	0.00	0.00	3,408,387.03	38,409,855.90	0.00	10,362,945.23	52,181,188.16			
Notice of Transfer Allocations (NTA)	0.00	0.00	0.00	0.00	0.00	0.00	0.00	0.00	0.00	0.00	0.00	0.00	0.00	0.00	0.00	0.00	0.00	0.00	0.00	0.00	0.00	0.00	0.00	0.00	0.00	0.00	0.00		
MDS Checks Issued	0.00	0.00	0.00	0.00	0.00	0.00	0.00	0.00	0.00	0.00	0.00	0.00	0.00	0.00	0.00	0.00	0.00	0.00	0.00	0.00	0.00	0.00	0.00	0.00	0.00	0.00	0.00	0.00	
Advice to Debit Account	0.00	0.00	0.00	0.00	0.00	0.00	0.00	0.00	0.00	0.00	0.00	0.00	0.00	0.00	0.00	0.00	0.00	0.00	0.00	0.00	0.00	0.00	0.00	0.00	0.00	0.00	0.00	0.00	
Working Fund for FAPs	0.00	0.00	0.00	0.00	0.00	0.00	0.00	0.00	0.00	0.00	0.00	0.00	0.00	0.00	0.00	0.00	0.00	0.00	0.00	0.00	0.00	0.00	0.00	0.00	0.00	0.00	0.00	0.00	
Cash Disbursement Ceiling (CDC)	0.00	0.00	0.00	0.00	0.00	0.00	0.00	0.00	0.00	0.00	0.00	0.00	0.00	0.00	0.00	0.00	0.00	0.00	0.00	0.00	0.00	0.00	0.00	0.00	0.00	0.00	0.00	0.00	
<b>TOTAL CASH DISBURSEMENTS</b>	<b>99,942,921.24</b>	<b>40,506,798.56</b>	<b>0.00</b>	<b>0.00</b>	<b>140,449,719.80</b>	<b>1,574,661.65</b>	<b>41,752,292.54</b>	<b>0.00</b>	<b>10,362,945.23</b>	<b>53,689,899.42</b>	<b>0.00</b>	<b>0.00</b>	<b>0.00</b>	<b>0.00</b>	<b>0.00</b>	<b>53,689,899.42</b>	<b>194,139,619.22</b>	<b>0.00</b>	<b>0.00</b>	<b>0.00</b>	<b>0.00</b>	<b>101,517,582.89</b>	<b>82,259,091.10</b>	<b>0.00</b>	<b>10,362,945.23</b>	<b>194,139,619.22</b>			
NON-CASH DISBURSEMENTS	5,685,768.20	223,793.42	0.00	0.00	5,909,561.62	297,854.94	169,805.84	0.00	1,092,869.02	1,560,529.80	0.00	0.00	0.00	0.00	0.00	1,560,529.80	7,470,091.42	0.00	0.00	0.00	0.00	5,983,623.14	393,599.26	0.00	1,092,869.02	7,470,091.42			
Tax Remittance Advices Issued (TRA)	5,685,768.20	223,793.42	0.00	0.00	5,909,561.62	297,854.94	169,805.84	0.00	1,092,869.02	1,560,529.80	0.00	0.00	0.00	0.00	0.00	1,560,529.80	7,470,091.42	0.00	0.00	0.00	0.00	5,983,623.14	393,599.26	0.00	1,092,869.02	7,470,091.42			
Non-Cash Availment Authority (NCAA)	0.00	0.00	0.00	0.00	0.00	0.00	0.00	0.00	0.00	0.00	0.00	0.00	0.00	0.00	0.00	0.00	0.00	0.00	0.00	0.00	0.00	0.00	0.00	0.00	0.00	0.00	0.00		
Disbursements effected through outright deductions from claims (please specify...)	0.00	0.00	0.00	0.00	0.00	0.00	0.00	0.00	0.00	0.00	0.00	0.00	0.00	0.00	0.00	0.00	0.00	0.00	0.00	0.00	0.00	0.00	0.00	0.00	0.00	0.00	0.00		
Overpayment of expenses(e.g. personnel benefits)	0.00	0.00	0.00	0.00	0.00	0.00	0.00	0.00	0.00	0.00	0.00	0.00	0.00	0.00	0.00	0.00	0.00	0.00	0.00	0.00	0.00	0.00	0.00	0.00	0.00	0.00	0.00		
Restitution for loss of government property	0.00	0.00	0.00	0.00	0.00	0.00	0.00	0.00	0.00	0.00	0.00	0.00	0.00	0.00	0.00	0.00	0.00	0.00	0.00	0.00	0.00	0.00	0.00	0.00	0.00	0.00	0.00		
Liquidated damages and similar claims	0.00	0.00	0.00	0.00	0.00	0.00	0.00	0.00	0.00	0.00	0.00	0.00	0.00	0.00	0.00	0.00	0.00	0.00	0.00	0.00	0.00	0.00	0.00	0.00	0.00	0.00	0.00		
Overpayment of expenses(e.g. personnel benefits)	0.00	0.00	0.00	0.00	0.00	0.00	0.00	0.00	0.00	0.00	0.00	0.00	0.00	0.00	0.00	0.00	0.00	0.00	0.00	0.00	0.00	0.00	0.00	0.00	0.00	0.00	0.00		
Restitution for loss of government property	0.00	0.00	0.00	0.00	0.00	0.00	0.00	0.00	0.00	0.00	0.00	0.00	0.00	0.00	0.00	0.00	0.00	0.00	0.00	0.00	0.00	0.00	0.00	0.00	0.00	0.00	0.00		
Liquidated damages and similar claims	0.00	0.00	0.00	0.00	0.00	0.00	0.00	0.00	0.00	0.00	0.00	0.00	0.00	0.00	0.00	0.00	0.00	0.00	0.00	0.00	0.00	0.00	0.00	0.00	0.00	0.00	0.00		
Others (e.g. TEF, BTr, Docs Stamp, etc.)	0.00	0.00	0.00	0.00	0.00	0.00	0.00	0.00	0.00	0.00	0.00	0.00	0.00	0.00	0.00	0.00	0.00	0.00	0.00	0.00	0.00	0.00	0.00	0.00	0.00	0.00	0.00		
<b>TOTAL NON-CASH DISBURSEMENTS</b>	<b>5,685,768.20</b>	<b>223,793.42</b>	<b>0.00</b>	<b>0.00</b>	<b>5,909,561.62</b>	<b>297,854.94</b>	<b>169,805.84</b>	<b>0.00</b>	<b>1,092,869.02</b>	<b>1,560,529.80</b>	<b>0.00</b>	<b>0.00</b>	<b>0.00</b>	<b>0.00</b>	<b>0.00</b>	<b>1,560,529.80</b>	<b>7,470,091.42</b>	<b>0.00</b>	<b>0.00</b>	<b>0.00</b>	<b>0.00</b>	<b>5,983,623.14</b>	<b>393,599.26</b>	<b>0.00</b>	<b>1,092,869.02</b>	<b>7,470,091.42</b>			
<b>GRAND TOTAL</b>	<b>105,628,689.44</b>	<b>40,730,591.98</b>	<b>0.00</b>	<b>0.00</b>	<b>146,359,281.42</b>	<b>1,872,516.59</b>	<b>41,922,098.38</b>	<b>0.00</b>	<b>11,455,814.25</b>	<b>55,250,429.22</b>	<b>0.00</b>	<b>0.00</b>	<b>0.00</b>	<b>0.00</b>	<b>0.00</b>	<b>55,250,429.22</b>	<b>201,609,710.64</b>	<b>0.00</b>	<b>0.00</b>	<b>0.00</b>	<b>0.00</b>	<b>107,501,206.03</b>	<b>82,652,690.36</b>	<b>0.00</b>	<b>11,455,814.25</b>	<b>201,609,710.64</b>			

**SUMMARY**

Particulars	Previous Report	This Month	As at Date
(1)	(2)	(3)	(4)
Total Disbursement Authorities Received	176,557,145.25	178,868,314.40	355,425,459.65
NCA	168,604,357.77	171,398,222.98	340,002,580.75
NTA	0.00	0.00	0.00
Working Fund	0.00	0.00	0.00
TRA	7,952,787.48	7,470,091.42	15,422,878.90
CDC	0.00	0.00	0.00
NCAA	0.00	0.00	0.00
Less: Notice of Transfer of Allocations (NTA)* issued	0.00	0.00	0.00
Total Disbursement Authorities Available	176,557,145.25	178,868,314.40	355,425,459.65
Less:	0.00	0.00	0.00
Lapsed NCA	0.00	350.00	350.00
Disbursements	153,815,399.01	201,609,710.64	355,425,109.65
Less: Other Non-Cash Disbursements	0.00	0.00	0.00
Disbursements effected through outright deductions from claims	0.00	0.00	0.00
Overpayment of expenses(e.g. personnel benefits)	0.00	0.00	0.00
Restitution for loss of government property	0.00	0.00	0.00
Liquidated damages and similar claims	0.00	0.00	0.00
Others (e.g. TEF, BTr, Docs Stamp, etc.)	0.00	0.00	0.00
Add/Less: Adjustments (e.g. cancelled/staled checks)	0.00	0.00	0.00
Balance of Disbursement Authorities as at date	22,741,746.24	(22,741,746.24)	0.00
Total Disbursements Program	373,541,000.00	166,828,000.00	540,369,000.00
Less: *Actual Disbursements	153,815,399.01	201,609,710.64	355,425,109.65
(Over)/Under spending	219,725,600.99	(34,781,710.64)	184,943,890.35

Notes: \* The use of NTA is discouraged  
 Notes: \*\* Amounts should tally with the grand total disbursement (column 27).

**Certified Correct:**

  
JUNIMAR P. BACULO, CPA

Accountant IV

Date:


**Recommending**

**Approval:**  
  
JOCELYN S. CASIDA, CPA, MPA

Financial & Management Officer II

Date:

**Approved By:**

  
IMELDA M. MATEO, MD, MBAH, FPCCP, FPCCP

Medical Center Chief II

Date:

**MONTHLY REPORT OF DISBURSEMENTS**  
For the month of April 2022

Department: Department of Health (DOH)  
 Agency/Entity: Office of the Secretary  
 Operating Unit: 'Amang' Rodriguez Medical Center  
 Organization Code (UACS): 13 001 1400012  
 Fund Cluster: 01 Regular Agency Fund


Particulars	Current Year Budget					Prior Year's Budget											Trust Liabilities					Grand Total					Remarks
	PS	MOOE	FinEx	CO	TOTAL	Prior Year's Accounts Payable					Current Year's Accounts Payable						SUB-TOTAL	PS	MOOE	CO	TOTAL	PS	MOOE	FinEx	CO	TOTAL	
						PS	MOOE	FinEx	CO	Sub-Total	PS	MOOE	FinEx	CO	Sub-Total	TOTAL											
1	2	3	4	5	6=(2+3+4+5)	7	8	9	10	11=(7+8+9+10)	12	13	14	15	16=(12+13+14+15)	17=(11+16)	18=(6+17)	19	20	21	22=(19+20+21)	23	24	25	26	27=(23+24+25+26)	28
CASH DISBURSEMENTS	56,623,726.03	26,930,255.44	0.00	0.00	83,553,981.47	176,634.65	3,208,097.39	2,131,992.85	0.00	5,516,724.89	0.00	0.00	0.00	0.00	0.00	5,516,724.89	89,070,706.36	0.00	0.00	0.00	0.00	56,800,360.68	30,138,352.83	2,131,992.85	0.00	89,070,706.36	
Notice of Cash Allocation (NCA)	56,623,726.03	26,930,255.44	0.00	0.00	83,553,981.47	176,634.65	3,208,097.39	2,131,992.85	0.00	5,516,724.89	0.00	0.00	0.00	0.00	0.00	5,516,724.89	89,070,706.36	0.00	0.00	0.00	0.00	56,800,360.68	30,138,352.83	2,131,992.85	0.00	89,070,706.36	
MDS Checks Issued	49,087,904.99	22,975,702.96	0.00	0.00	72,063,607.95	117,706.37	0.00	0.00	0.00	117,706.37	0.00	0.00	0.00	0.00	0.00	117,706.37	72,181,314.32	0.00	0.00	0.00	0.00	49,205,611.36	22,975,702.96	0.00	0.00	72,181,314.32	
Advice to Debit Account	7,535,821.04	3,954,552.48	0.00	0.00	11,490,373.52	58,928.28	3,208,097.39	2,131,992.85	0.00	5,399,018.52	0.00	0.00	0.00	0.00	0.00	5,399,018.52	16,889,392.04	0.00	0.00	0.00	0.00	7,594,749.32	7,162,649.87	2,131,992.85	0.00	16,889,392.04	
Notice of Transfer Allocations (NTA)	0.00	0.00	0.00	0.00	0.00	0.00	0.00	0.00	0.00	0.00	0.00	0.00	0.00	0.00	0.00	0.00	0.00	0.00	0.00	0.00	0.00	0.00	0.00	0.00	0.00	0.00	0.00
MDS Checks Issued	0.00	0.00	0.00	0.00	0.00	0.00	0.00	0.00	0.00	0.00	0.00	0.00	0.00	0.00	0.00	0.00	0.00	0.00	0.00	0.00	0.00	0.00	0.00	0.00	0.00	0.00	0.00
Advice to Debit Account	0.00	0.00	0.00	0.00	0.00	0.00	0.00	0.00	0.00	0.00	0.00	0.00	0.00	0.00	0.00	0.00	0.00	0.00	0.00	0.00	0.00	0.00	0.00	0.00	0.00	0.00	0.00
Working Fund for FAPs	0.00	0.00	0.00	0.00	0.00	0.00	0.00	0.00	0.00	0.00	0.00	0.00	0.00	0.00	0.00	0.00	0.00	0.00	0.00	0.00	0.00	0.00	0.00	0.00	0.00	0.00	0.00
Cash Disbursement Ceiling (CDC)	0.00	0.00	0.00	0.00	0.00	0.00	0.00	0.00	0.00	0.00	0.00	0.00	0.00	0.00	0.00	0.00	0.00	0.00	0.00	0.00	0.00	0.00	0.00	0.00	0.00	0.00	0.00
<b>TOTAL CASH DISBURSEMENTS</b>	<b>56,623,726.03</b>	<b>26,930,255.44</b>	<b>0.00</b>	<b>0.00</b>	<b>83,553,981.47</b>	<b>176,634.65</b>	<b>3,208,097.39</b>	<b>2,131,992.85</b>	<b>0.00</b>	<b>5,516,724.89</b>	<b>0.00</b>	<b>0.00</b>	<b>0.00</b>	<b>0.00</b>	<b>0.00</b>	<b>5,516,724.89</b>	<b>89,070,706.36</b>	<b>0.00</b>	<b>0.00</b>	<b>0.00</b>	<b>0.00</b>	<b>56,800,360.68</b>	<b>30,138,352.83</b>	<b>2,131,992.85</b>	<b>0.00</b>	<b>89,070,706.36</b>	
NON-CASH DISBURSEMENTS	5,753,060.56	509,668.28	0.00	0.00	6,262,728.84	52,181.10	1,619,254.43	592,754.30	0.00	2,264,189.83	0.00	0.00	0.00	0.00	0.00	2,264,189.83	8,526,918.67	0.00	0.00	0.00	0.00	5,805,241.66	2,128,922.71	592,754.30	0.00	8,526,918.67	
Tax Remittance Advices Issued (TRA)	5,753,060.56	509,668.28	0.00	0.00	6,262,728.84	52,181.10	1,619,254.43	592,754.30	0.00	2,264,189.83	0.00	0.00	0.00	0.00	0.00	2,264,189.83	8,526,918.67	0.00	0.00	0.00	0.00	5,805,241.66	2,128,922.71	592,754.30	0.00	8,526,918.67	
Non-Cash Availment Authority (NCAA)	0.00	0.00	0.00	0.00	0.00	0.00	0.00	0.00	0.00	0.00	0.00	0.00	0.00	0.00	0.00	0.00	0.00	0.00	0.00	0.00	0.00	0.00	0.00	0.00	0.00	0.00	
Disbursements effected through outright deductions from claims (please specify...)	0.00	0.00	0.00	0.00	0.00	0.00	0.00	0.00	0.00	0.00	0.00	0.00	0.00	0.00	0.00	0.00	0.00	0.00	0.00	0.00	0.00	0.00	0.00	0.00	0.00	0.00	
Overpayment of expenses(e.g. personnel benefits)	0.00	0.00	0.00	0.00	0.00	0.00	0.00	0.00	0.00	0.00	0.00	0.00	0.00	0.00	0.00	0.00	0.00	0.00	0.00	0.00	0.00	0.00	0.00	0.00	0.00	0.00	
Restitution for loss of government property	0.00	0.00	0.00	0.00	0.00	0.00	0.00	0.00	0.00	0.00	0.00	0.00	0.00	0.00	0.00	0.00	0.00	0.00	0.00	0.00	0.00	0.00	0.00	0.00	0.00	0.00	
Liquidated damages and similar claims	0.00	0.00	0.00	0.00	0.00	0.00	0.00	0.00	0.00	0.00	0.00	0.00	0.00	0.00	0.00	0.00	0.00	0.00	0.00	0.00	0.00	0.00	0.00	0.00	0.00	0.00	
Others (e.g. TEF, BTR, Documentary stamp Tax, etc.)	0.00	0.00	0.00	0.00	0.00	0.00	0.00	0.00	0.00	0.00	0.00	0.00	0.00	0.00	0.00	0.00	0.00	0.00	0.00	0.00	0.00	0.00	0.00	0.00	0.00	0.00	
<b>TOTAL NON-CASH DISBURSEMENTS</b>	<b>5,753,060.56</b>	<b>509,668.28</b>	<b>0.00</b>	<b>0.00</b>	<b>6,262,728.84</b>	<b>52,181.10</b>	<b>1,619,254.43</b>	<b>592,754.30</b>	<b>0.00</b>	<b>2,264,189.83</b>	<b>0.00</b>	<b>0.00</b>	<b>0.00</b>	<b>0.00</b>	<b>0.00</b>	<b>2,264,189.83</b>	<b>8,526,918.67</b>	<b>0.00</b>	<b>0.00</b>	<b>0.00</b>	<b>0.00</b>	<b>5,805,241.66</b>	<b>2,128,922.71</b>	<b>592,754.30</b>	<b>0.00</b>	<b>8,526,918.67</b>	
<b>GRAND TOTAL</b>	<b>62,376,786.59</b>	<b>27,439,923.72</b>	<b>0.00</b>	<b>0.00</b>	<b>89,816,710.31</b>	<b>228,815.75</b>	<b>4,827,351.82</b>	<b>2,724,747.15</b>	<b>0.00</b>	<b>7,780,914.72</b>	<b>0.00</b>	<b>0.00</b>	<b>0.00</b>	<b>0.00</b>	<b>0.00</b>	<b>7,780,914.72</b>	<b>97,597,625.03</b>	<b>0.00</b>	<b>0.00</b>	<b>0.00</b>	<b>0.00</b>	<b>62,605,602.34</b>	<b>32,267,275.54</b>	<b>2,724,747.15</b>	<b>0.00</b>	<b>97,597,625.03</b>	

**SUMMARY**


Particulars	Previous Report	This Month	As at Date
(1)	(2)	(3)	(4)
Total Disbursement Authorities Received	355,425,459.65	154,161,807.69	509,587,267.34
NCA	340,002,580.75	145,634,889.02	485,637,469.77
NTA	0.00	0.00	0.00
Working Fund	0.00	0.00	0.00
TRA	15,422,878.90	8,526,918.67	23,949,797.57
CDC	0.00	0.00	0.00
NCAA	0.00	0.00	0.00
Less: Notice of Transfer of Allocations (NTA)* issued	0.00	0.00	0.00
Total Disbursement Authorities Available	355,425,459.65	154,161,807.69	509,587,267.34
Less:	0.00	0.00	0.00
Lapsed NCA	350.00	0.00	350.00
Disbursements	355,425,109.65	97,597,625.03	453,022,734.68
Less: Other Non-Cash Disbursements	0.00	0.00	0.00
Disbursements effected through outright deductions from claims	0.00	0.00	0.00
Overpayment of expenses(e.g. personnel benefits)	0.00	0.00	0.00
Restitution for loss of government property	0.00	0.00	0.00
Liquidated damages and similar claims	0.00	0.00	0.00
Others (e.g. TEF, BTR, Docs Stamp, etc.)	0.00	0.00	0.00
Add/Less: Adjustments (e.g. cancelled/staled checks)	0.00	0.00	0.00
Balance of Disbursement Authorities as at date	0.00	56,564,182.66	56,564,182.66
Total Disbursements Program	540,369,000.00	118,079,000.00	658,448,000.00
Less: * Actual Disbursements	355,425,109.65	97,597,625.03	453,022,734.68
(Over)/Under spending	184,943,890.35	20,481,374.97	205,425,265.32

Notes: \* The use of NTA is discouraged  
 Notes: \*\* Amounts should tally with the grand total disbursement (column 27).


**Certified Correct:**

  
JUNMARO P. BACULO, CPA  
 Accountant IV  
 Date: 12-May-22

**Recommending**

  
JOCELYN S. CASIDA, CPA, MBA  
 Financial Management Officer II  
 Date: 12-May-22

**Approved By:**

  
IMELDA M. MATEO, MD, FPCP, FPCCP  
 Medical Center Chief II  
 Date: 12-May-22

**MONTHLY REPORT OF DISBURSEMENTS**  
For the month of May 2022

Department: Department of Health (DOH)  
 Agency/Entity: Office of the Secretary  
 Operating Unit: 'Amang' Rodriguez Medical Center  
 Organization Code (UACS): 13 001 1400012  
 Fund Cluster: 01 Regular Agency Fund


Particulars	Current Year Budget					Prior Year's Budget											SUB-TOTAL	Trust Liabilities				Grand Total					Remarks
	PS	MOOE	FinEx	CO	TOTAL	Prior Year's Accounts Payable					Current Year's Accounts Payable					TOTAL		PS	MOOE	CO	TOTAL	PS	MOOE	FinEx	CO	TOTAL	
	2	3	4	5	6=(2+3+4+5)	7	8	9	10	11=(7+8+9+10)	12	13	14	15	16=(12+13+14+15)	17=(11+16)		18=(6+17)	19	20	21	22=(19+20+21)	23	24	25	26	
CASH DISBURSEMENTS	109,368,270.77	37,179,064.74	0.00	0.00	146,547,335.51	658,975.13	2,798,933.13	0.00	8,192,708.39	11,650,616.65	0.00	0.00	0.00	0.00	0.00	11,650,616.65	158,197,952.16	0.00	1,281,371.80	0.00	1,281,371.80	110,027,245.90	41,259,369.67	0.00	8,192,708.39	159,479,323.96	
Notice of Cash Allocation (NCA)	109,368,270.77	37,179,064.74	0.00	0.00	146,547,335.51	658,975.13	2,798,933.13	0.00	8,192,708.39	11,650,616.65	0.00	0.00	0.00	0.00	0.00	11,650,616.65	158,197,952.16	0.00	1,281,371.80	0.00	1,281,371.80	110,027,245.90	41,259,369.67	0.00	8,192,708.39	159,479,323.96	
MDS Checks Issued	107,352,112.41	27,852,464.63	0.00	0.00	135,204,577.04	120,593.57	0.00	0.00	0.00	120,593.57	0.00	0.00	0.00	0.00	0.00	120,593.57	135,325,170.61	0.00	1,281,371.80	0.00	1,281,371.80	107,472,705.98	29,133,836.43	0.00	0.00	136,606,542.41	
Advice to Debit Account	2,016,158.36	9,326,600.11	0.00	0.00	11,342,758.47	538,381.56	2,798,933.13	0.00	8,192,708.39	11,530,023.08	0.00	0.00	0.00	0.00	0.00	11,530,023.08	22,872,781.55	0.00	0.00	0.00	0.00	2,554,539.92	12,125,533.24	0.00	8,192,708.39	22,872,781.55	
Notice of Transfer Allocations (NTA)	0.00	0.00	0.00	0.00	0.00	0.00	0.00	0.00	0.00	0.00	0.00	0.00	0.00	0.00	0.00	0.00	0.00	0.00	0.00	0.00	0.00	0.00	0.00	0.00	0.00	0.00	
MDS Checks Issued	0.00	0.00	0.00	0.00	0.00	0.00	0.00	0.00	0.00	0.00	0.00	0.00	0.00	0.00	0.00	0.00	0.00	0.00	0.00	0.00	0.00	0.00	0.00	0.00	0.00	0.00	
Advice to Debit Account	0.00	0.00	0.00	0.00	0.00	0.00	0.00	0.00	0.00	0.00	0.00	0.00	0.00	0.00	0.00	0.00	0.00	0.00	0.00	0.00	0.00	0.00	0.00	0.00	0.00	0.00	
Working Fund for FAPs	0.00	0.00	0.00	0.00	0.00	0.00	0.00	0.00	0.00	0.00	0.00	0.00	0.00	0.00	0.00	0.00	0.00	0.00	0.00	0.00	0.00	0.00	0.00	0.00	0.00	0.00	
Cash Disbursement Ceiling (CDC)	0.00	0.00	0.00	0.00	0.00	0.00	0.00	0.00	0.00	0.00	0.00	0.00	0.00	0.00	0.00	0.00	0.00	0.00	0.00	0.00	0.00	0.00	0.00	0.00	0.00	0.00	
<b>TOTAL CASH DISBURSEMENTS</b>	<b>109,368,270.77</b>	<b>37,179,064.74</b>	<b>0.00</b>	<b>0.00</b>	<b>146,547,335.51</b>	<b>658,975.13</b>	<b>2,798,933.13</b>	<b>0.00</b>	<b>8,192,708.39</b>	<b>11,650,616.65</b>	<b>0.00</b>	<b>0.00</b>	<b>0.00</b>	<b>0.00</b>	<b>0.00</b>	<b>11,650,616.65</b>	<b>158,197,952.16</b>	<b>0.00</b>	<b>1,281,371.80</b>	<b>0.00</b>	<b>1,281,371.80</b>	<b>110,027,245.90</b>	<b>41,259,369.67</b>	<b>0.00</b>	<b>8,192,708.39</b>	<b>159,479,323.96</b>	
NON-CASH DISBURSEMENTS	9,070,504.42	197,547.52	0.00	0.00	9,268,051.94	0.00	128,565.60	0.00	122,732.15	251,297.75	0.00	0.00	0.00	0.00	0.00	251,297.75	9,519,349.69	0.00	0.00	0.00	0.00	9,070,504.42	326,113.12	0.00	122,732.15	9,519,349.69	
Tax Remittance Advices Issued (TRA)	9,070,504.42	197,547.52	0.00	0.00	9,268,051.94	0.00	128,565.60	0.00	122,732.15	251,297.75	0.00	0.00	0.00	0.00	0.00	251,297.75	9,519,349.69	0.00	0.00	0.00	0.00	9,070,504.42	326,113.12	0.00	122,732.15	9,519,349.69	
Non-Cash Availment Authority (NCAA)	0.00	0.00	0.00	0.00	0.00	0.00	0.00	0.00	0.00	0.00	0.00	0.00	0.00	0.00	0.00	0.00	0.00	0.00	0.00	0.00	0.00	0.00	0.00	0.00	0.00	0.00	
Disbursements effected through outright deductions from claims (please specify...)	0.00	0.00	0.00	0.00	0.00	0.00	0.00	0.00	0.00	0.00	0.00	0.00	0.00	0.00	0.00	0.00	0.00	0.00	0.00	0.00	0.00	0.00	0.00	0.00	0.00	0.00	
Overpayment of expenses(e.g. personnel benefits)	0.00	0.00	0.00	0.00	0.00	0.00	0.00	0.00	0.00	0.00	0.00	0.00	0.00	0.00	0.00	0.00	0.00	0.00	0.00	0.00	0.00	0.00	0.00	0.00	0.00	0.00	
Restitution for loss of government property	0.00	0.00	0.00	0.00	0.00	0.00	0.00	0.00	0.00	0.00	0.00	0.00	0.00	0.00	0.00	0.00	0.00	0.00	0.00	0.00	0.00	0.00	0.00	0.00	0.00	0.00	
Liquidated damages and similar claims	0.00	0.00	0.00	0.00	0.00	0.00	0.00	0.00	0.00	0.00	0.00	0.00	0.00	0.00	0.00	0.00	0.00	0.00	0.00	0.00	0.00	0.00	0.00	0.00	0.00	0.00	
Others (e.g. TEF, BTr, Docs Stamp, etc.)	0.00	0.00	0.00	0.00	0.00	0.00	0.00	0.00	0.00	0.00	0.00	0.00	0.00	0.00	0.00	0.00	0.00	0.00	0.00	0.00	0.00	0.00	0.00	0.00	0.00	0.00	
<b>TOTAL NON-CASH DISBURSEMENTS</b>	<b>9,070,504.42</b>	<b>197,547.52</b>	<b>0.00</b>	<b>0.00</b>	<b>9,268,051.94</b>	<b>0.00</b>	<b>128,565.60</b>	<b>0.00</b>	<b>122,732.15</b>	<b>251,297.75</b>	<b>0.00</b>	<b>0.00</b>	<b>0.00</b>	<b>0.00</b>	<b>0.00</b>	<b>251,297.75</b>	<b>9,519,349.69</b>	<b>0.00</b>	<b>0.00</b>	<b>0.00</b>	<b>0.00</b>	<b>9,070,504.42</b>	<b>326,113.12</b>	<b>0.00</b>	<b>122,732.15</b>	<b>9,519,349.69</b>	
<b>GRAND TOTAL</b>	<b>118,438,775.19</b>	<b>37,376,612.26</b>	<b>0.00</b>	<b>0.00</b>	<b>155,815,387.45</b>	<b>658,975.13</b>	<b>2,927,498.73</b>	<b>0.00</b>	<b>8,315,440.54</b>	<b>11,901,914.40</b>	<b>0.00</b>	<b>0.00</b>	<b>0.00</b>	<b>0.00</b>	<b>0.00</b>	<b>11,901,914.40</b>	<b>167,717,301.85</b>	<b>0.00</b>	<b>1,281,371.80</b>	<b>0.00</b>	<b>1,281,371.80</b>	<b>119,097,750.32</b>	<b>41,585,482.79</b>	<b>0.00</b>	<b>8,315,440.54</b>	<b>168,988,673.65</b>	

**SUMMARY**


Particulars	Previous Report	This Month	As at Date
(1)	(2)	(3)	(4)
Total Disbursement Authorities Received	509,587,267.34	197,236,943.55	706,824,210.89
NCA	485,637,469.77	187,717,593.86	673,355,063.63
NTA	0.00	0.00	0.00
Working Fund	0.00	0.00	0.00
TRA	23,949,797.57	9,519,349.69	33,469,147.26
CDC	0.00	0.00	0.00
NCAA	0.00	0.00	0.00
Less: Notice of Transfer of Allocations (NTA)* issued	0.00	0.00	0.00
Total Disbursement Authorities Available	509,587,267.34	197,236,943.55	706,824,210.89
Less:	0.00	0.00	0.00
Lapsed NCA	350.00	0.00	350.00
Disbursements	453,022,734.68	168,998,673.65	622,021,408.33
Less: Other Non-Cash Disbursements	0.00	0.00	0.00
Disbursements effected through outright deductions from claims	0.00	0.00	0.00
Overpayment of expenses(e.g. personnel benefits)	0.00	0.00	0.00
Restitution for loss of government property	0.00	0.00	0.00
Liquidated damages and similar claims	0.00	0.00	0.00
Others (e.g. TEF, BTr, Docs Stamp, etc.)	0.00	0.00	0.00
Add/less: Adjustments (e.g. cancelled/staled checks)	0.00	0.00	0.00
Balance of Disbursement Authorities as at date	56,564,182.66	28,238,269.90	84,802,452.56
Total Disbursements Program	658,448,000.00	154,760,000.00	813,208,000.00
Less: *Actual Disbursements	453,022,734.68	168,998,673.65	622,021,408.33
(Over)/Under spending	205,425,265.32	(14,238,673.65)	191,186,591.67

Notes: \* The use of NTA is discouraged  
 Notes: \*\* Amounts should tally with the grand total disbursement (column 27).


**Certified Correct:**

  
JUNIMARO P. BACULO, CPA  
 Accountant IV  
 Date: June 7, 2022

**Recommending Approval:**

  
JUNIMARO P. BACULO, CPA  
 Acting Financial & Management Officer II  
 Date: June 7, 2022

**Approved By:**

  
IMEILDA M. MATEO, MD, MBAH, FPCCP  
 Medical Center Chief II  
 Date: June 7, 2022

**MONTHLY REPORT OF DISBURSEMENTS**  
For the month of June 2022

Department: Department of Health (DOH)  
 Agency/Entity: Office of the Secretary  
 Operating Unit: 'Amang' Rodriguez Medical Center  
 Organization Code (UACS): 13 001 1400012  
 Fund Cluster: 01 Regular Agency Fund


Particulars	Current Year Budget					Prior Year's Budget											SUB-TOTAL	Trust Liabilities				Grand Total					Remarks
	PS	MOOE	FinEx	CO	TOTAL	Prior Year's Accounts Payable					Current Year's Accounts Payable							PS	MOOE	CO	TOTAL	PS	MOOE	FinEx	CO	TOTAL	
						PS	MOOE	FinEx	CO	Sub-Total	PS	MOOE	FinEx	CO	Sub-Total	PS											
1	2	3	4	5	6=(2+3+4+5)	7	8	9	10	11=(7+8+9+10)	12	13	14	15	16=(12+13+14+15)	17=(11+16)	18=(6+17)	19	20	21	22=(19+20+21)	23	24	25	26	27=(23+24+25+26)	28
CASH DISBURSEMENTS	97,718,020.14	52,235,409.80	0.00	46,800.00	150,000,229.94	542,586.40	3,687,091.33	0.00	22,551,625.70	26,781,303.43	0.00	0.00	0.00	0.00	0.00	26,781,303.43	176,781,533.37	0.00	0.00	0.00	0.00	98,260,606.54	55,922,501.13	0.00	22,598,425.70	176,781,533.37	
Notice of Cash Allocation (NCA)	97,718,020.14	52,235,409.80	0.00	46,800.00	150,000,229.94	542,586.40	3,687,091.33	0.00	22,551,625.70	26,781,303.43	0.00	0.00	0.00	0.00	0.00	26,781,303.43	176,781,533.37	0.00	0.00	0.00	0.00	98,260,606.54	55,922,501.13	0.00	22,598,425.70	176,781,533.37	
MDS Checks Issued	91,677,916.65	35,616,854.73	0.00	46,800.00	127,341,571.38	197,218.09	3,171,115.59	0.00	5,554,617.94	8,922,951.62	0.00	0.00	0.00	0.00	0.00	8,922,951.62	136,264,523.00	0.00	0.00	0.00	0.00	91,875,134.74	38,787,970.32	0.00	5,601,417.94	136,264,523.00	
Advice to Debit Account	6,040,103.49	16,618,555.07	0.00	0.00	22,658,658.56	345,368.31	515,975.74	0.00	16,997,007.76	17,858,351.81	0.00	0.00	0.00	0.00	0.00	17,858,351.81	40,517,010.37	0.00	0.00	0.00	0.00	6,385,471.80	17,134,530.81	0.00	16,997,007.76	40,517,010.37	
Notice of Transfer Allocations (NTA)	0.00	0.00	0.00	0.00	0.00	0.00	0.00	0.00	0.00	0.00	0.00	0.00	0.00	0.00	0.00	0.00	0.00	0.00	0.00	0.00	0.00	0.00	0.00	0.00	0.00	0.00	
MDS Checks Issued	0.00	0.00	0.00	0.00	0.00	0.00	0.00	0.00	0.00	0.00	0.00	0.00	0.00	0.00	0.00	0.00	0.00	0.00	0.00	0.00	0.00	0.00	0.00	0.00	0.00	0.00	
Advice to Debit Account	0.00	0.00	0.00	0.00	0.00	0.00	0.00	0.00	0.00	0.00	0.00	0.00	0.00	0.00	0.00	0.00	0.00	0.00	0.00	0.00	0.00	0.00	0.00	0.00	0.00	0.00	
Working Fund for FAPs	0.00	0.00	0.00	0.00	0.00	0.00	0.00	0.00	0.00	0.00	0.00	0.00	0.00	0.00	0.00	0.00	0.00	0.00	0.00	0.00	0.00	0.00	0.00	0.00	0.00	0.00	
Cash Disbursement Ceiling (CDC)	0.00	0.00	0.00	0.00	0.00	0.00	0.00	0.00	0.00	0.00	0.00	0.00	0.00	0.00	0.00	0.00	0.00	0.00	0.00	0.00	0.00	0.00	0.00	0.00	0.00	0.00	
<b>TOTAL CASH DISBURSEMENTS</b>	<b>97,718,020.14</b>	<b>52,235,409.80</b>	<b>0.00</b>	<b>46,800.00</b>	<b>150,000,229.94</b>	<b>542,586.40</b>	<b>3,687,091.33</b>	<b>0.00</b>	<b>22,551,625.70</b>	<b>26,781,303.43</b>	<b>0.00</b>	<b>0.00</b>	<b>0.00</b>	<b>0.00</b>	<b>0.00</b>	<b>26,781,303.43</b>	<b>176,781,533.37</b>	<b>0.00</b>	<b>0.00</b>	<b>0.00</b>	<b>0.00</b>	<b>98,260,606.54</b>	<b>55,922,501.13</b>	<b>0.00</b>	<b>22,598,425.70</b>	<b>176,781,533.37</b>	
NON-CASH DISBURSEMENTS	17,156,620.85	414,389.83	0.00	0.00	17,571,010.68	0.00	157,176.07	0.00	461,357.13	618,533.20	0.00	0.00	0.00	0.00	0.00	618,533.20	18,189,543.88	0.00	78,069.14	0.00	78,069.14	17,156,620.85	649,635.04	0.00	461,357.13	18,267,613.02	
Tax Remittance Advices Issued (TRA)	17,156,620.85	414,389.83	0.00	0.00	17,571,010.68	0.00	157,176.07	0.00	461,357.13	618,533.20	0.00	0.00	0.00	0.00	0.00	618,533.20	18,189,543.88	0.00	78,069.14	0.00	78,069.14	17,156,620.85	649,635.04	0.00	461,357.13	18,267,613.02	
Non-Cash Availment Authority (NCAA)	0.00	0.00	0.00	0.00	0.00	0.00	0.00	0.00	0.00	0.00	0.00	0.00	0.00	0.00	0.00	0.00	0.00	0.00	0.00	0.00	0.00	0.00	0.00	0.00	0.00	0.00	
Disbursements effected through outright deductions from claims (please specify...)	0.00	0.00	0.00	0.00	0.00	0.00	0.00	0.00	0.00	0.00	0.00	0.00	0.00	0.00	0.00	0.00	0.00	0.00	0.00	0.00	0.00	0.00	0.00	0.00	0.00	0.00	
Overpayment of expenses(e.g. personnel benefits)	0.00	0.00	0.00	0.00	0.00	0.00	0.00	0.00	0.00	0.00	0.00	0.00	0.00	0.00	0.00	0.00	0.00	0.00	0.00	0.00	0.00	0.00	0.00	0.00	0.00	0.00	
Restitution for loss of government property	0.00	0.00	0.00	0.00	0.00	0.00	0.00	0.00	0.00	0.00	0.00	0.00	0.00	0.00	0.00	0.00	0.00	0.00	0.00	0.00	0.00	0.00	0.00	0.00	0.00	0.00	
Liquidated damages and similar claims	0.00	0.00	0.00	0.00	0.00	0.00	0.00	0.00	0.00	0.00	0.00	0.00	0.00	0.00	0.00	0.00	0.00	0.00	0.00	0.00	0.00	0.00	0.00	0.00	0.00	0.00	
Others (e.g. TEF, BTr, Docs Stamp, etc.)	0.00	0.00	0.00	0.00	0.00	0.00	0.00	0.00	0.00	0.00	0.00	0.00	0.00	0.00	0.00	0.00	0.00	0.00	0.00	0.00	0.00	0.00	0.00	0.00	0.00	0.00	
<b>TOTAL NON-CASH DISBURSEMENTS</b>	<b>17,156,620.85</b>	<b>414,389.83</b>	<b>0.00</b>	<b>0.00</b>	<b>17,571,010.68</b>	<b>0.00</b>	<b>157,176.07</b>	<b>0.00</b>	<b>461,357.13</b>	<b>618,533.20</b>	<b>0.00</b>	<b>0.00</b>	<b>0.00</b>	<b>0.00</b>	<b>0.00</b>	<b>618,533.20</b>	<b>18,189,543.88</b>	<b>0.00</b>	<b>78,069.14</b>	<b>0.00</b>	<b>78,069.14</b>	<b>17,156,620.85</b>	<b>649,635.04</b>	<b>0.00</b>	<b>461,357.13</b>	<b>18,267,613.02</b>	
<b>GRAND TOTAL</b>	<b>114,874,640.99</b>	<b>52,649,799.63</b>	<b>0.00</b>	<b>46,800.00</b>	<b>167,571,240.62</b>	<b>542,586.40</b>	<b>3,844,267.40</b>	<b>0.00</b>	<b>23,012,982.83</b>	<b>27,399,836.63</b>	<b>0.00</b>	<b>0.00</b>	<b>0.00</b>	<b>0.00</b>	<b>0.00</b>	<b>27,399,836.63</b>	<b>194,971,077.25</b>	<b>0.00</b>	<b>78,069.14</b>	<b>0.00</b>	<b>78,069.14</b>	<b>115,417,227.39</b>	<b>56,572,136.17</b>	<b>0.00</b>	<b>23,059,782.83</b>	<b>195,049,146.39</b>	

**SUMMARY**

Particulars	Previous Report	This Month	As at Date
(1)	(2)	(3)	(4)
Total Disbursement Authorities Received	706,824,210.89	126,704,113.02	833,528,323.91
NCA	673,355,063.63	108,436,500.00	781,791,563.63
NTA	0.00	0.00	0.00
Working Fund	0.00	0.00	0.00
TRA	33,469,147.26	18,267,613.02	51,736,760.28
CDC	0.00	0.00	0.00
NCAA	0.00	0.00	0.00
Less: Notice of Transfer of Allocations (NTA)* issued	0.00	0.00	0.00
Total Disbursement Authorities Available	706,824,210.89	126,704,113.02	833,528,323.91
Less:	0.00	0.00	0.00
Lapsed NCA	350.00	16,008,270.99	16,008,620.99
Disbursements	622,021,408.33	195,049,146.39	817,070,554.72
Less: Other Non-Cash Disbursements	0.00	0.00	0.00
Disbursements effected through outright deductions from claims	0.00	0.00	0.00
Overpayment of expenses(e.g. personnel benefits)	0.00	0.00	0.00
Restitution for loss of government property	0.00	0.00	0.00
Liquidated damages and similar claims	0.00	0.00	0.00
Others (e.g. TEF, BTr, Docs Stamp, etc.)	0.00	0.00	0.00
Add/Less: Adjustments (e.g. cancelled/staled checks)	0.00	0.00	0.00
Balance of Disbursement Authorities as at date	84,802,452.56	(84,353,304.36)	449,148.20
Total Disbursements Program	813,208,000.00	100,533,000.00	913,741,000.00
Less: *Actual Disbursements	622,021,408.33	195,049,146.39	817,070,554.72
(Over)/Under spending	191,186,591.67	(94,516,146.39)	96,670,445.28


Notes: \* The use of NTA is discouraged  
 Notes: \*\* Amounts should tally with the grand total disbursement (column 27).

Certified Correct:

  
 JUNIMARO P. BACULO, CPA  
 Accountant IV


Date:

Recommending Approval:

  
 JUNIMARO P. BACULO, CPA  
 Acting-Financial Management Officer II

Date:

Approved By:

  
 IMELDA M. MATEO, MD, FPCC, FPCCP  
 Medical Center Chief II

Date:

**MONTHLY REPORT OF DISBURSEMENTS**  
For the month of July 2022


Department: Department of Health (DOH)  
 Agency/Entity: Office of the Secretary  
 Operating Unit: 'Amang' Rodriguez Medical Center  
 Organization Code (UACS): 13 001 1400012  
 Fund Cluster: 01 Regular Agency Fund


Particulars	Current Year Budget					Prior Year's Budget											SUB-TOTAL	Trust Liabilities				Grand Total					Remarks			
	PS	MOOE	FinEx	CO	TOTAL	Prior Year's Accounts Payable					Current Year's Accounts Payable					TOTAL		PS	MOOE	CO	TOTAL	PS	MOOE	FinEx	CO	TOTAL				
						PS	MOOE	FinEx	CO	Sub-Total	PS	MOOE	FinEx	CO	Sub-Total															
1	2	3	4	5	6=(2+3+4+5)	7	8	9	10	11=(7+8+9+10)	12	13	14	15	16=(12+13+14+15)	17=(11+16)	18=(6+17)	19	20	21	22=(19+20+21)	23	24	25	26	27=(23+24+25+26)	28			
CASH DISBURSEMENTS	55,446,617.18	15,079,748.48	0.00	0.00	70,526,365.66	26,832.39	240,978.89	0.00	55,800.00	323,611.28	0.00	0.00	0.00	0.00	0.00	323,611.28	70,849,976.94	0.00	0.00	0.00	0.00	55,473,449.57	15,320,727.37	0.00	55,800.00	70,849,976.94				
Notice of Cash Allocation (NCA)	55,446,617.18	15,079,748.48	0.00	0.00	70,526,365.66	26,832.39	240,978.89	0.00	55,800.00	323,611.28	0.00	0.00	0.00	0.00	0.00	323,611.28	70,849,976.94	0.00	0.00	0.00	0.00	55,473,449.57	15,320,727.37	0.00	55,800.00	70,849,976.94				
MDS Checks Issued	53,479,122.36	6,546,332.06	0.00	0.00	60,025,454.42	25,531.25	0.00	0.00	0.00	25,531.25	0.00	0.00	0.00	0.00	0.00	25,531.25	60,050,985.67	0.00	0.00	0.00	0.00	53,504,653.61	6,546,332.06	0.00	0.00	60,050,985.67				
Advice to Debit Account	1,967,494.82	8,533,416.42	0.00	0.00	10,500,911.24	1,301.14	240,978.89	0.00	55,800.00	298,080.03	0.00	0.00	0.00	0.00	0.00	298,080.03	10,798,991.27	0.00	0.00	0.00	0.00	1,968,795.96	8,774,395.31	0.00	55,800.00	10,798,991.27				
Notice of Transfer Allocations (NTA)	0.00	0.00	0.00	0.00	0.00	0.00	0.00	0.00	0.00	0.00	0.00	0.00	0.00	0.00	0.00	0.00	0.00	0.00	0.00	0.00	0.00	0.00	0.00	0.00	0.00	0.00	0.00			
MDS Checks Issued	0.00	0.00	0.00	0.00	0.00	0.00	0.00	0.00	0.00	0.00	0.00	0.00	0.00	0.00	0.00	0.00	0.00	0.00	0.00	0.00	0.00	0.00	0.00	0.00	0.00	0.00	0.00	0.00		
Advice to Debit Account	0.00	0.00	0.00	0.00	0.00	0.00	0.00	0.00	0.00	0.00	0.00	0.00	0.00	0.00	0.00	0.00	0.00	0.00	0.00	0.00	0.00	0.00	0.00	0.00	0.00	0.00	0.00	0.00		
Working Fund for FAPs	0.00	0.00	0.00	0.00	0.00	0.00	0.00	0.00	0.00	0.00	0.00	0.00	0.00	0.00	0.00	0.00	0.00	0.00	0.00	0.00	0.00	0.00	0.00	0.00	0.00	0.00	0.00	0.00	0.00	
Cash Disbursement Ceiling (CDC)	0.00	0.00	0.00	0.00	0.00	0.00	0.00	0.00	0.00	0.00	0.00	0.00	0.00	0.00	0.00	0.00	0.00	0.00	0.00	0.00	0.00	0.00	0.00	0.00	0.00	0.00	0.00	0.00	0.00	
<b>TOTAL CASH DISBURSEMENTS</b>	<b>55,446,617.18</b>	<b>15,079,748.48</b>	<b>0.00</b>	<b>0.00</b>	<b>70,526,365.66</b>	<b>26,832.39</b>	<b>240,978.89</b>	<b>0.00</b>	<b>55,800.00</b>	<b>323,611.28</b>	<b>0.00</b>	<b>0.00</b>	<b>0.00</b>	<b>0.00</b>	<b>0.00</b>	<b>323,611.28</b>	<b>70,849,976.94</b>	<b>0.00</b>	<b>0.00</b>	<b>0.00</b>	<b>0.00</b>	<b>55,473,449.57</b>	<b>15,320,727.37</b>	<b>0.00</b>	<b>55,800.00</b>	<b>70,849,976.94</b>				
NON-CASH DISBURSEMENTS	8,349,582.78	850,535.26	0.00	0.00	9,200,118.04	5,009.50	193,267.85	0.00	1,163,327.20	1,361,604.55	0.00	0.00	0.00	0.00	0.00	1,361,604.55	10,561,722.59	0.00	0.00	0.00	0.00	8,354,592.28	1,043,803.11	0.00	1,163,327.20	10,561,722.59				
Tax Remittance Advices Issued (TRA)	0.00	0.00	0.00	0.00	0.00	0.00	0.00	0.00	0.00	0.00	0.00	0.00	0.00	0.00	0.00	0.00	0.00	0.00	0.00	0.00	0.00	0.00	0.00	0.00	0.00	0.00	0.00	0.00		
Non-Cash Availment Authority (NCAA)	8,349,582.78	850,535.26	0.00	0.00	9,200,118.04	5,009.50	193,267.85	0.00	1,163,327.20	1,361,604.55	0.00	0.00	0.00	0.00	0.00	1,361,604.55	10,561,722.59	0.00	0.00	0.00	0.00	8,354,592.28	1,043,803.11	0.00	1,163,327.20	10,561,722.59				
Disbursements effected through outright deductions from claims (please specify...)	0.00	0.00	0.00	0.00	0.00	0.00	0.00	0.00	0.00	0.00	0.00	0.00	0.00	0.00	0.00	0.00	0.00	0.00	0.00	0.00	0.00	0.00	0.00	0.00	0.00	0.00	0.00	0.00		
Overpayment of expenses(e.g. personnel benefits)	0.00	0.00	0.00	0.00	0.00	0.00	0.00	0.00	0.00	0.00	0.00	0.00	0.00	0.00	0.00	0.00	0.00	0.00	0.00	0.00	0.00	0.00	0.00	0.00	0.00	0.00	0.00	0.00	0.00	
Restitution for loss of government property	0.00	0.00	0.00	0.00	0.00	0.00	0.00	0.00	0.00	0.00	0.00	0.00	0.00	0.00	0.00	0.00	0.00	0.00	0.00	0.00	0.00	0.00	0.00	0.00	0.00	0.00	0.00	0.00	0.00	
Liquidated damages and similar claims	0.00	0.00	0.00	0.00	0.00	0.00	0.00	0.00	0.00	0.00	0.00	0.00	0.00	0.00	0.00	0.00	0.00	0.00	0.00	0.00	0.00	0.00	0.00	0.00	0.00	0.00	0.00	0.00	0.00	
Others(TEF, BTr-Documentary Stamp Tax, etc.)	0.00	0.00	0.00	0.00	0.00	0.00	0.00	0.00	0.00	0.00	0.00	0.00	0.00	0.00	0.00	0.00	0.00	0.00	0.00	0.00	0.00	0.00	0.00	0.00	0.00	0.00	0.00	0.00	0.00	
<b>TOTAL NON-CASH DISBURSEMENTS</b>	<b>8,349,582.78</b>	<b>850,535.26</b>	<b>0.00</b>	<b>0.00</b>	<b>9,200,118.04</b>	<b>5,009.50</b>	<b>193,267.85</b>	<b>0.00</b>	<b>1,163,327.20</b>	<b>1,361,604.55</b>	<b>0.00</b>	<b>0.00</b>	<b>0.00</b>	<b>0.00</b>	<b>0.00</b>	<b>1,361,604.55</b>	<b>10,561,722.59</b>	<b>0.00</b>	<b>0.00</b>	<b>0.00</b>	<b>0.00</b>	<b>8,354,592.28</b>	<b>1,043,803.11</b>	<b>0.00</b>	<b>1,163,327.20</b>	<b>10,561,722.59</b>				
<b>GRAND TOTAL</b>	<b>63,796,199.96</b>	<b>15,930,283.74</b>	<b>0.00</b>	<b>0.00</b>	<b>79,726,483.70</b>	<b>31,841.89</b>	<b>434,246.74</b>	<b>0.00</b>	<b>1,219,127.20</b>	<b>1,685,215.83</b>	<b>0.00</b>	<b>0.00</b>	<b>0.00</b>	<b>0.00</b>	<b>0.00</b>	<b>1,685,215.83</b>	<b>81,411,699.53</b>	<b>0.00</b>	<b>0.00</b>	<b>0.00</b>	<b>0.00</b>	<b>63,828,041.85</b>	<b>16,364,530.48</b>	<b>0.00</b>	<b>1,219,127.20</b>	<b>81,411,699.53</b>				


**SUMMARY**

Particulars (1)	Previous Report (2)	This Month (3)	As at Date (4)
Total Disbursement Authorities Received	833,528,323.91	164,533,211.06	998,061,534.97
NCA	781,791,563.63	153,971,488.47	935,763,052.10
NTA	0.00	0.00	0.00
Working Fund	0.00	0.00	0.00
TRA	51,736,760.28	10,561,722.59	62,298,482.87
CDC	0.00	0.00	0.00
NCAA	0.00	0.00	0.00
Less: Notice of Transfer of Allocations (NTA) Issued	0.00	0.00	0.00
Total Disbursement Authorities Available	833,528,323.91	164,533,211.06	998,061,534.97
Less:	0.00	0.00	0.00
Lapsed NCA	16,008,620.99	0.00	16,008,620.99
Disbursements	817,070,554.72	81,411,699.53	898,482,254.25
Less: Other Non-Cash Disbursements	0.00	0.00	0.00
Disbursements effected through outright deductions from claims	0.00	0.00	0.00
Overpayment of expenses(e.g. personnel benefits)	0.00	0.00	0.00
Restitution for loss of government property	0.00	0.00	0.00
Liquidated damages and similar claims	0.00	0.00	0.00
Others (e.g. TEF, BTr, Docs Stamp, etc.)	0.00	0.00	0.00
Add/Less: Adjustments (e.g. cancelled/staled checks)	0.00	0.00	0.00
Balance of Disbursement Authorities as at date	449,148.20	83,121,511.53	83,570,659.73
Total Disbursements Program	913,741,000.00	99,920,000.00	1,013,661,000.00
Less: *Actual Disbursements	817,070,554.72	81,411,699.53	898,482,254.25
(Over)/Under spending	96,670,445.28	18,508,300.47	115,178,745.75

Notes: \* The use of NTA is discouraged  
 Notes: \*\* Amounts should tally with the grand total disbursement (column 27).

**Certified Correct:**  
  
JUNIMAR P. BACULO, CPA  
 Accountant IV  
 Date:

**Recommending Approval:**  
  
JUNIMAR P. BACULO, CPA  
 Acting Financial Management Officer II  
 Date:

**Approved By:**  
  
IMELDA M. MATEO, MD, FPCCP, FPCCP  
 Medical Center Chief II  
 Date:

MONTHLY REPORT OF DISBURSEMENTS  
For the month of August 2022

Department: Department of Health (DOH)  
Agency/Entity: Office of the Secretary  
Operating Unit: 'Amang' Rodriguez Medical Center  
Organization Code (UACS): 13 001 1400012  
Fund Cluster: 01 Regular Agency Fund

Particulars	Current Year Budget					Prior Year's Budget											Trust Liabilities				Grand Total				Remarks				
	PS	MOOE	FinEx	CO	TOTAL	Prior Year's Accounts Payable					Current Year's Accounts Payable						SUB-TOTAL	Trust Liabilities			Grand Total								
						PS	MOOE	FinEx	CO	Sub-Total	PS	MOOE	FinEx	CO	Sub-Total	PS		MOOE	CO	TOTAL	PS	MOOE	FinEx	CO		TOTAL			
1	2	3	4	5	6=(2+3+4+5)	7	8	9	10	11=(7+8+9+10)	12	13	14	15	16=(12+13+14+15)	17=(11+16)	18=(6+17)	19	20	21	22=(19+20+21)	23	24	25	26	27=(23+24+25+26)	28		
CASH DISBURSEMENTS	69,710,413.30	23,326,835.71	0.00	10,541,563.71	103,578,812.72	145,643.48	1,008,207.51	0.00	4,312,200.00	5,515,850.99	0.00	0.00	0.00	0.00	0.00	5,515,850.99	109,094,663.71	0.00	38,167.50	69,856,056.78	24,423,210.72	0.00	14,853,563.71	109,132,831.21	0.00	14,853,563.71	109,132,831.21	0.00	
Notice of Cash Allocation (NCA)	69,710,413.30	23,326,835.71	0.00	10,541,563.71	103,578,812.72	145,643.48	1,008,207.51	0.00	4,312,200.00	5,515,850.99	0.00	0.00	0.00	0.00	0.00	5,515,850.99	109,094,663.71	0.00	38,167.50	69,856,056.78	24,423,210.72	0.00	14,853,563.71	109,132,831.21	0.00	14,853,563.71	109,132,831.21	0.00	
MDS Checks Issued	67,232,728.43	16,175,914.17	0.00	0.00	83,408,642.60	9,407.91	236.00	0.00	0.00	9,643.91	0.00	0.00	0.00	0.00	0.00	9,643.91	83,417,886.51	0.00	38,167.50	67,242,136.34	16,214,017.67	0.00	0.00	83,456,154.01	0.00	83,456,154.01	0.00	0.00	
Advice to Debit Account	2,477,688.87	7,151,214.54	0.00	10,541,563.71	20,170,470.12	136,235.57	1,007,971.51	0.00	4,312,200.00	5,506,207.08	0.00	0.00	0.00	0.00	0.00	5,506,207.08	25,676,677.20	0.00	0.00	0.00	0.00	0.00	2,613,920.44	8,209,193.05	0.00	14,853,563.71	25,676,677.20	0.00	
Notice of Transfer Allocations (NTA)	0.00	0.00	0.00	0.00	0.00	0.00	0.00	0.00	0.00	0.00	0.00	0.00	0.00	0.00	0.00	0.00	0.00	0.00	0.00	0.00	0.00	0.00	0.00	0.00	0.00	0.00	0.00	0.00	0.00
MDS Checks Issued	0.00	0.00	0.00	0.00	0.00	0.00	0.00	0.00	0.00	0.00	0.00	0.00	0.00	0.00	0.00	0.00	0.00	0.00	0.00	0.00	0.00	0.00	0.00	0.00	0.00	0.00	0.00	0.00	0.00
Advice to Debit Account	0.00	0.00	0.00	0.00	0.00	0.00	0.00	0.00	0.00	0.00	0.00	0.00	0.00	0.00	0.00	0.00	0.00	0.00	0.00	0.00	0.00	0.00	0.00	0.00	0.00	0.00	0.00	0.00	0.00
Working Fund for FA&P	0.00	0.00	0.00	0.00	0.00	0.00	0.00	0.00	0.00	0.00	0.00	0.00	0.00	0.00	0.00	0.00	0.00	0.00	0.00	0.00	0.00	0.00	0.00	0.00	0.00	0.00	0.00	0.00	0.00
Cash Disbursement Ceiling (CDC)	0.00	0.00	0.00	0.00	0.00	0.00	0.00	0.00	0.00	0.00	0.00	0.00	0.00	0.00	0.00	0.00	0.00	0.00	0.00	0.00	0.00	0.00	0.00	0.00	0.00	0.00	0.00	0.00	0.00
<b>TOTAL CASH DISBURSEMENTS</b>	<b>69,710,413.30</b>	<b>23,326,835.71</b>	<b>0.00</b>	<b>10,541,563.71</b>	<b>103,578,812.72</b>	<b>145,643.48</b>	<b>1,008,207.51</b>	<b>0.00</b>	<b>4,312,200.00</b>	<b>5,515,850.99</b>	<b>0.00</b>	<b>0.00</b>	<b>0.00</b>	<b>0.00</b>	<b>0.00</b>	<b>5,515,850.99</b>	<b>109,094,663.71</b>	<b>0.00</b>	<b>38,167.50</b>	<b>69,856,056.78</b>	<b>24,423,210.72</b>	<b>0.00</b>	<b>14,853,563.71</b>	<b>109,132,831.21</b>	<b>0.00</b>	<b>14,853,563.71</b>	<b>109,132,831.21</b>	<b>0.00</b>	<b>0.00</b>
NON-CASH DISBURSEMENTS	0.00	319,839.32	0.00	0.00	319,839.32	0.00	10,655.97	0.00	0.00	10,655.97	0.00	0.00	0.00	0.00	0.00	10,655.97	330,495.29	0.00	0.00	0.00	0.00	0.00	0.00	0.00	0.00	0.00	0.00	0.00	0.00
Tax Refund/Advance Issued (TRA)	0.00	319,839.32	0.00	0.00	319,839.32	0.00	10,655.97	0.00	0.00	10,655.97	0.00	0.00	0.00	0.00	0.00	10,655.97	330,495.29	0.00	0.00	0.00	0.00	0.00	0.00	0.00	0.00	0.00	0.00	0.00	0.00
Non-Cash Allocation Authority (NCAA)	0.00	0.00	0.00	0.00	0.00	0.00	0.00	0.00	0.00	0.00	0.00	0.00	0.00	0.00	0.00	0.00	0.00	0.00	0.00	0.00	0.00	0.00	0.00	0.00	0.00	0.00	0.00	0.00	0.00
Disbursements effected through outright deductions from claims (please specify...)	0.00	0.00	0.00	0.00	0.00	0.00	0.00	0.00	0.00	0.00	0.00	0.00	0.00	0.00	0.00	0.00	0.00	0.00	0.00	0.00	0.00	0.00	0.00	0.00	0.00	0.00	0.00	0.00	0.00
Overpayment of expenses (e.g. personal benefits)	0.00	0.00	0.00	0.00	0.00	0.00	0.00	0.00	0.00	0.00	0.00	0.00	0.00	0.00	0.00	0.00	0.00	0.00	0.00	0.00	0.00	0.00	0.00	0.00	0.00	0.00	0.00	0.00	0.00
Restitution for loss of government property	0.00	0.00	0.00	0.00	0.00	0.00	0.00	0.00	0.00	0.00	0.00	0.00	0.00	0.00	0.00	0.00	0.00	0.00	0.00	0.00	0.00	0.00	0.00	0.00	0.00	0.00	0.00	0.00	0.00
Liquidated damages and similar claims	0.00	0.00	0.00	0.00	0.00	0.00	0.00	0.00	0.00	0.00	0.00	0.00	0.00	0.00	0.00	0.00	0.00	0.00	0.00	0.00	0.00	0.00	0.00	0.00	0.00	0.00	0.00	0.00	0.00
Others (e.g. TEF, BTr, Docs Stamp, etc.)	0.00	0.00	0.00	0.00	0.00	0.00	0.00	0.00	0.00	0.00	0.00	0.00	0.00	0.00	0.00	0.00	0.00	0.00	0.00	0.00	0.00	0.00	0.00	0.00	0.00	0.00	0.00	0.00	0.00
Add/Less: Adjustments (e.g. cancelled/staled checks)	0.00	0.00	0.00	0.00	0.00	0.00	0.00	0.00	0.00	0.00	0.00	0.00	0.00	0.00	0.00	0.00	0.00	0.00	0.00	0.00	0.00	0.00	0.00	0.00	0.00	0.00	0.00	0.00	0.00
Balance of Disbursement Authorities as at date	83,570,659.73				(511,163.21)					83,059,496.52																			
Total Disbursements Program	1,013,661,000.00				93,075,000.00					1,106,736,000.00																			
Less: Actual Disbursements	898,492,254.25				109,463,326.50					1,007,955,580.75																			
(Over)/Under spending	115,178,745.75				(16,388,326.50)					98,790,419.25																			

**SUMMARY**

Particulars	Previous Report	This Month	As at Date
(1)	(2)	(3)	(4)
Total Disbursement Authorities Received	998,061,534.97	108,952,163.29	1,107,013,698.26
NCA	935,763,052.10	108,621,668.00	1,044,384,720.10
NTA	0.00	0.00	0.00
Working Fund	0.00	0.00	0.00
TRA	62,298,482.87	330,495.29	62,628,978.16
CDC	0.00	0.00	0.00
NCAA	0.00	0.00	0.00
Less: Notice of Transfer of Allocations (NTA) issued	0.00	0.00	0.00
Total Disbursement Authorities Available	998,061,534.97	108,952,163.29	1,107,013,698.26
Less:	0.00	0.00	0.00
Lapsed NCA	16,008,620.99	0.00	16,008,620.99
Disbursements	898,492,254.25	109,463,326.50	1,007,955,580.75
Less: Other Non-Cash Disbursements	0.00	0.00	0.00
Disbursements effected through outright deductions from claims	0.00	0.00	0.00
Overpayment of expenses (e.g. personal benefits)	0.00	0.00	0.00
Restitution for loss of government property	0.00	0.00	0.00
Liquidated damages and similar claims	0.00	0.00	0.00
Others (e.g. TEF, BTr, Docs Stamp, etc.)	0.00	0.00	0.00
Add/Less: Adjustments (e.g. cancelled/staled checks)	0.00	0.00	0.00
Balance of Disbursement Authorities as at date	83,570,659.73	(511,163.21)	83,059,496.52
Total Disbursements Program	1,013,661,000.00	93,075,000.00	1,106,736,000.00
Less: Actual Disbursements	898,492,254.25	109,463,326.50	1,007,955,580.75
(Over)/Under spending	115,178,745.75	(16,388,326.50)	98,790,419.25

Notes: \* The use of NTA is discouraged  
Notes: \*\* Amounts should tally with the grand total disbursement (column 27).

Certified Correct:  
*Suette R. Madlangbayan*  
**SUETTE R. MADLANGBAYAN, CPA**  
ACCOUNTANT III  
Date 9/5/2022

Recommending Approval:  
*Junmaro P. Baculo*  
**JUNMARO P. BACULO, CPA**  
ACTING FINANCIAL AND MANAGEMENT OFFICER II /  
ACCOUNTANT IV  
Date 9/5/2022

Approved By:  
*Melda M. Mateo*  
**MELDA M. MATEO, MD, MBAH, FPCC, FPCCP**  
MEDICAL CENTER CHIEF II  
Date 9/5/2022