

MONTHLY REPORT OF DISBURSEMENTS
For the month of January 2022

Department **Department of Health (DOH)**
Agency/Entity **Office of the Secretary**
Operating Unit **'Amang' Rodriguez Medical Center**
Organization Code (UACS) **13 001 1400012**
Fund Cluster **01 Regular Agency Fund**


Particulars	Current Year Budget					Prior Year's Budget											SUB-TOTAL	Trust Liabilities				Grand Total					Remarks			
	PS	MOOE	FinEx	CO	TOTAL	Prior Year's Accounts Payable					Current Year's Accounts Payable					PS		MOOE	CO	TOTAL	PS	MOOE	FinEx	CO	TOTAL					
						PS	MOOE	FinEx	CO	Sub-Total	PS	MOOE	FinEx	CO	Sub-Total															
1	2	3	4	5	6=(2+3+4+5)	7	8	9	10	11=(7+8+9+10)	12	13	14	15	16=(12+13+14)	17=(11+16)	18=(6+17)	19	20	21	22=(19+20+21)	23	24	25	26	27=(23+24+25+26)	28			
CASH DISBURSEMENTS	42,134,577.52	3,750,931.27	0.00	0.00	45,885,508.79	831,073.05	4,358,349.73	0.00	0.00	5,189,422.78	0.00	0.00	0.00	0.00	0.00	5,189,422.78	51,074,931.57	0.00	0.00	0.00	0.00	42,965,650.57	8,109,281.00	0.00	0.00	51,074,931.57				
Notice of Cash Allocation (NCA)	42,134,577.52	3,750,931.27	0.00	0.00	45,885,508.79	831,073.05	4,358,349.73	0.00	0.00	5,189,422.78	0.00	0.00	0.00	0.00	0.00	5,189,422.78	51,074,931.57	0.00	0.00	0.00	0.00	42,965,650.57	8,109,281.00	0.00	0.00	51,074,931.57				
MDS Checks Issued	40,951,512.16	3,750,931.27	0.00	0.00	44,702,443.43	819,644.95	4,358,349.73	0.00	0.00	5,177,994.68	0.00	0.00	0.00	0.00	0.00	5,177,994.68	49,880,438.11	0.00	0.00	0.00	0.00	41,771,157.11	8,109,281.00	0.00	0.00	49,880,438.11				
Advice to Debit Account	1,183,065.36	0.00	0.00	0.00	1,183,065.36	11,428.10	0.00	0.00	0.00	11,428.10	0.00	0.00	0.00	0.00	0.00	11,428.10	1,194,493.46	0.00	0.00	0.00	0.00	1,194,493.46	0.00	0.00	0.00	1,194,493.46				
Notice of Transfer Allocations (NTA)	0.00	0.00	0.00	0.00	0.00	0.00	0.00	0.00	0.00	0.00	0.00	0.00	0.00	0.00	0.00	0.00	0.00	0.00	0.00	0.00	0.00	0.00	0.00	0.00	0.00	0.00	0.00			
MDS Checks Issued																														
Advice to Debit Account																														
Working Fund for FAPs																														
Cash Disbursement Ceiling (CDC)																														
TOTAL CASH DISBURSEMENTS	42,134,577.52	3,750,931.27	0.00	0.00	45,885,508.79	831,073.05	4,358,349.73	0.00	0.00	5,189,422.78	0.00	0.00	0.00	0.00	0.00	5,189,422.78	51,074,931.57	0.00	0.00	0.00	0.00	42,965,650.57	8,109,281.00	0.00	0.00	51,074,931.57				
NON-CASH DISBURSEMENTS	0.00	0.00	0.00	0.00	0.00	0.00	980,023.45	0.00	1,091,223.15	2,071,246.60	0.00	0.00	0.00	0.00	0.00	2,071,246.60	2,071,246.60	0.00	1,583.04	2,410.72	3,993.76	0.00	981,606.49	0.00	1,093,633.87	2,075,240.36				
Tax Remittance Advices Issued (TRA)							980,023.45	0.00	1,091,223.15	2,071,246.60	0.00	0.00	0.00	0.00	0.00	2,071,246.60	2,071,246.60	0.00	1,583.04	2,410.72	3,993.76	0.00	981,606.49	0.00	1,093,633.87	2,075,240.36				
Non-Cash Availment Authority (NCAA)							0.00	0.00	0.00	0.00	0.00	0.00	0.00	0.00	0.00	0.00	0.00	0.00	0.00	0.00	0.00	0.00	0.00	0.00	0.00	0.00				
Disbursements effected through outright deductions from claims (please specify...)							0.00	0.00	0.00	0.00	0.00	0.00	0.00	0.00	0.00	0.00	0.00	0.00	0.00	0.00	0.00	0.00	0.00	0.00	0.00	0.00				
Overpayment of expenses(e.g. personnel benefits)							0.00	0.00	0.00	0.00	0.00	0.00	0.00	0.00	0.00	0.00	0.00	0.00	0.00	0.00	0.00	0.00	0.00	0.00	0.00	0.00				
Restitution for loss of government property							0.00	0.00	0.00	0.00	0.00	0.00	0.00	0.00	0.00	0.00	0.00	0.00	0.00	0.00	0.00	0.00	0.00	0.00	0.00	0.00				
Liquidated damages and similar claims							0.00	0.00	0.00	0.00	0.00	0.00	0.00	0.00	0.00	0.00	0.00	0.00	0.00	0.00	0.00	0.00	0.00	0.00	0.00	0.00				
Others (e.g. TEF, BTr, Docs Stamp, etc.)							0.00	0.00	0.00	0.00	0.00	0.00	0.00	0.00	0.00	0.00	0.00	0.00	0.00	0.00	0.00	0.00	0.00	0.00	0.00	0.00				
TOTAL NON-CASH DISBURSEMENTS	0.00	0.00	0.00	0.00	0.00	0.00	980,023.45	0.00	1,091,223.15	2,071,246.60	0.00	0.00	0.00	0.00	0.00	2,071,246.60	2,071,246.60	0.00	1,583.04	2,410.72	3,993.76	0.00	981,606.49	0.00	1,093,633.87	2,075,240.36				
GRAND TOTAL	42,134,577.52	3,750,931.27	0.00	0.00	45,885,508.79	831,073.05	5,338,373.18	0.00	1,091,223.15	7,260,669.38	0.00	0.00	0.00	0.00	0.00	7,260,669.38	53,146,178.17	0.00	1,583.04	2,410.72	3,993.76	42,965,650.57	9,090,887.49	0.00	1,093,633.87	53,150,171.93				

SUMMARY

Particulars (1)	Previous Report (2)	This Month (3)	As at Date (4)
Total Disbursement Authorities Received	0.00	64,739,240.36	64,739,240.36
NCA	0.00	62,664,000.00	62,664,000.00
NTA	0.00	0.00	0.00
Working Fund	0.00	0.00	0.00
TRA	0.00	2,075,240.36	2,075,240.36
CDC	0.00	0.00	0.00
NCAA	0.00	0.00	0.00
Less: Notice of Transfer of Allocations (NTA)* issued	0.00	0.00	0.00
Total Disbursement Authorities Available	0.00	64,739,240.36	64,739,240.36
Less:	0.00	0.00	0.00
Lapsed NCA	0.00	0.00	0.00
Disbursements	0.00	53,150,171.93	53,150,171.93
Less: Other Non-Cash Disbursements	0.00	0.00	0.00
Disbursements effected through outright deductions from claims	0.00	0.00	0.00
Overpayment of expenses(e.g. personnel benefits)	0.00	0.00	0.00
Restitution for loss of government property	0.00	0.00	0.00
Liquidated damages and similar claims	0.00	0.00	0.00
Others (e.g. TEF, BTr, Docs Stamp, etc.)	0.00	0.00	0.00
Add/Less: Adjustments (e.g. cancelled/staled checks)	0.00	0.00	0.00
Balance of Disbursement Authorities as at date	0.00	11,589,068.43	11,589,068.43
Total Disbursements Program	0.00	166,732,000.00	166,732,000.00
Less: *Actual Disbursements	0.00	53,150,171.93	53,150,171.93
(Over)/Under spending	0.00	113,581,828.07	113,581,828.07


Notes: * The use of NTA is discouraged
Notes: ** Amounts should tally with the grand total disbursementt (column 27).

Certified Correct:


JUNIMARO P. BACULO, CPA
Accountant IV


Date:

Recommending

Approval:

JOCELYN S. CASIDA, CPA, MBA
Financial & Management Officer II

Date:

Approved By:


IMELDA M. MATEO, MD, MBAH, FPCC, FPCC
Medical Center Chief II

MONTHLY REPORT OF DISBURSEMENTS
For the month of March 2022

Department Department of Health (DOH)
Agency/Entity Office of the Secretary
Operating Unit 'Amang' Rodriguez Medical Center
Organization Code (UACS) 13 001 1400012
Fund Cluster 01 Regular Agency Fund

Main data table with columns: Particulars, Current Year Budget (PS, MOOE, FinEx, CO, TOTAL), Prior Year's Budget (Prior Year's Accounts Payable, Current Year's Accounts Payable, TOTAL), SUB-TOTAL, Trust Liabilities (PS, MOOE, CO, TOTAL), Grand Total (PS, MOOE, FinEx, CO, TOTAL), Remarks.

SUMMARY

Summary table with columns: Particulars, Previous Report (2), This Month (3), As at Date (4). Rows include Total Disbursement Authorities Received, NCA, NTA, Working Fund, TRA, CDC, NCAA, Less: Notice of Transfer of Allocations (NTA) issued, Total Disbursement Authorities Available, Less: Lapsed NCA, Disbursements, Less: Other Non-Cash Disbursements, Add/Less: Adjustments (e.g. cancelled/staled checks), Balance of Disbursement Authorities as at date, Total Disbursements Program, Less: *Actual Disbursements, (Over)/Under spending.

Notes: * The use of NTA is discouraged
Notes: ** Amounts should tally with the grand total disbursement (column 27).

Certified Correct:

JUNIMARO P. BACULO, CPA

Accountant IV

Date:

Recommending

JOCELYN S. CASIDA, CPA, MPA

Financial & Management Officer II

Date:

Approved By:

IMELDA M. MATEO, MD, MBAH, FPCCP, FPCCP

Medical Center Chief II

Date:

