

MONTHLY REPORT OF DISBURSEMENTS
For the month of January 2022

Department: Department of Health (DOH)
 Agency/Entity: Office of the Secretary
 Operating Unit: 'Amang' Rodriguez Medical Center
 Organization Code (UACS): 13 001 1400012
 Fund Cluster: 01 Regular Agency Fund


Particulars	Current Year Budget					Prior Year's Budget											SUB-TOTAL	Trust Liabilities				Grand Total					Remarks
	PS	MOOE	FinEx	CO	TOTAL	Prior Year's Accounts Payable					Current Year's Accounts Payable							PS	MOOE	CO	TOTAL	PS	MOOE	FinEx	CO	TOTAL	
						PS	MOOE	FinEx	CO	Sub-Total	PS	MOOE	FinEx	CO	Sub-Total												
1	2	3	4	5	6=(2+3+4+5)	7	8	9	10	11=(7+8+9+10)	12	13	14	15	16=(12+13+14)	17=(11+16)	18=(6+17)	19	20	21	22=(19+20+21)	23	24	25	26	27=(23+24+25+26)	28
CASH DISBURSEMENTS	42,134,577.52	3,750,931.27	0.00	0.00	45,885,508.79	831,073.05	4,358,349.73	0.00	0.00	5,189,422.78	0.00	0.00	0.00	0.00	5,189,422.78	51,074,931.57	0.00	0.00	0.00	0.00	42,965,650.57	8,109,281.00	0.00	0.00	0.00	51,074,931.57	
Notice of Cash Allocation (NCA)	42,134,577.52	3,750,931.27	0.00	0.00	45,885,508.79	831,073.05	4,358,349.73	0.00	0.00	5,189,422.78	0.00	0.00	0.00	0.00	5,189,422.78	51,074,931.57	0.00	0.00	0.00	0.00	42,965,650.57	8,109,281.00	0.00	0.00	0.00	51,074,931.57	
MDS Checks Issued	40,951,512.16	3,750,931.27	0.00	0.00	44,702,443.43	819,644.95	4,358,349.73	0.00	0.00	5,177,994.68	0.00	0.00	0.00	0.00	5,177,994.68	49,880,438.11	0.00	0.00	0.00	0.00	41,771,157.11	8,109,281.00	0.00	0.00	0.00	49,880,438.11	
Advice to Debit Account	1,183,065.36	0.00	0.00	0.00	1,183,065.36	11,428.10	0.00	0.00	0.00	11,428.10	0.00	0.00	0.00	0.00	11,428.10	1,194,493.46	0.00	0.00	0.00	0.00	1,194,493.46	0.00	0.00	0.00	0.00	1,194,493.46	
Notice of Transfer Allocations (NTA)	0.00	0.00	0.00	0.00	0.00	0.00	0.00	0.00	0.00	0.00	0.00	0.00	0.00	0.00	0.00	0.00	0.00	0.00	0.00	0.00	0.00	0.00	0.00	0.00	0.00	0.00	
MDS Checks Issued	0.00	0.00	0.00	0.00	0.00	0.00	0.00	0.00	0.00	0.00	0.00	0.00	0.00	0.00	0.00	0.00	0.00	0.00	0.00	0.00	0.00	0.00	0.00	0.00	0.00	0.00	
Advice to Debit Account	0.00	0.00	0.00	0.00	0.00	0.00	0.00	0.00	0.00	0.00	0.00	0.00	0.00	0.00	0.00	0.00	0.00	0.00	0.00	0.00	0.00	0.00	0.00	0.00	0.00	0.00	
Working Fund for FAPs	0.00	0.00	0.00	0.00	0.00	0.00	0.00	0.00	0.00	0.00	0.00	0.00	0.00	0.00	0.00	0.00	0.00	0.00	0.00	0.00	0.00	0.00	0.00	0.00	0.00	0.00	
Cash Disbursement Ceiling (CDC)	0.00	0.00	0.00	0.00	0.00	0.00	0.00	0.00	0.00	0.00	0.00	0.00	0.00	0.00	0.00	0.00	0.00	0.00	0.00	0.00	0.00	0.00	0.00	0.00	0.00	0.00	
TOTAL CASH DISBURSEMENTS	42,134,577.52	3,750,931.27	0.00	0.00	45,885,508.79	831,073.05	4,358,349.73	0.00	0.00	5,189,422.78	0.00	0.00	0.00	0.00	5,189,422.78	51,074,931.57	0.00	0.00	0.00	0.00	42,965,650.57	8,109,281.00	0.00	0.00	0.00	51,074,931.57	
NON-CASH DISBURSEMENTS	0.00	0.00	0.00	0.00	0.00	0.00	980,023.45	0.00	1,091,223.15	2,071,246.60	0.00	0.00	0.00	0.00	2,071,246.60	2,071,246.60	0.00	1,583.04	2,410.72	3,993.76	0.00	981,606.49	0.00	1,093,633.87	2,075,240.36		
Tax Remittance Advices Issued (TRA)	0.00	0.00	0.00	0.00	0.00	0.00	980,023.45	0.00	1,091,223.15	2,071,246.60	0.00	0.00	0.00	0.00	2,071,246.60	2,071,246.60	0.00	1,583.04	2,410.72	3,993.76	0.00	981,606.49	0.00	1,093,633.87	2,075,240.36		
Non-Cash Availment Authority (NCAA)	0.00	0.00	0.00	0.00	0.00	0.00	0.00	0.00	0.00	0.00	0.00	0.00	0.00	0.00	0.00	0.00	0.00	0.00	0.00	0.00	0.00	0.00	0.00	0.00	0.00	0.00	
Disbursements effected through outright deductions from claims (please specify...)	0.00	0.00	0.00	0.00	0.00	0.00	0.00	0.00	0.00	0.00	0.00	0.00	0.00	0.00	0.00	0.00	0.00	0.00	0.00	0.00	0.00	0.00	0.00	0.00	0.00	0.00	
Overpayment of expenses(e.g. personnel benefits)	0.00	0.00	0.00	0.00	0.00	0.00	0.00	0.00	0.00	0.00	0.00	0.00	0.00	0.00	0.00	0.00	0.00	0.00	0.00	0.00	0.00	0.00	0.00	0.00	0.00	0.00	
Restitution for loss of government property	0.00	0.00	0.00	0.00	0.00	0.00	0.00	0.00	0.00	0.00	0.00	0.00	0.00	0.00	0.00	0.00	0.00	0.00	0.00	0.00	0.00	0.00	0.00	0.00	0.00	0.00	
Liquidated damages and similar claims	0.00	0.00	0.00	0.00	0.00	0.00	0.00	0.00	0.00	0.00	0.00	0.00	0.00	0.00	0.00	0.00	0.00	0.00	0.00	0.00	0.00	0.00	0.00	0.00	0.00	0.00	
Others (e.g. TEF, BTr, Docs Stamp, etc.)	0.00	0.00	0.00	0.00	0.00	0.00	0.00	0.00	0.00	0.00	0.00	0.00	0.00	0.00	0.00	0.00	0.00	0.00	0.00	0.00	0.00	0.00	0.00	0.00	0.00	0.00	
TOTAL NON-CASH DISBURSEMENTS	0.00	0.00	0.00	0.00	0.00	0.00	980,023.45	0.00	1,091,223.15	2,071,246.60	0.00	0.00	0.00	0.00	2,071,246.60	2,071,246.60	0.00	1,583.04	2,410.72	3,993.76	0.00	981,606.49	0.00	1,093,633.87	2,075,240.36		
GRAND TOTAL	42,134,577.52	3,750,931.27	0.00	0.00	45,885,508.79	831,073.05	5,338,373.18	0.00	1,091,223.15	7,260,669.38	0.00	0.00	0.00	0.00	7,260,669.38	53,146,178.17	0.00	1,583.04	2,410.72	3,993.76	42,965,650.57	9,090,887.49	0.00	1,093,633.87	53,150,171.93		

SUMMARY


Particulars (1)	Previous Report (2)	This Month (3)	As at Date (4)
Total Disbursement Authorities Received	0.00	64,739,240.36	64,739,240.36
NCA	0.00	62,664,000.00	62,664,000.00
NTA	0.00	0.00	0.00
Working Fund	0.00	0.00	0.00
TRA	0.00	2,075,240.36	2,075,240.36
CDC	0.00	0.00	0.00
NCAA	0.00	0.00	0.00
Less: Notice of Transfer of Allocations (NTA)* issued	0.00	0.00	0.00
Total Disbursement Authorities Available	0.00	64,739,240.36	64,739,240.36
Less:	0.00	0.00	0.00
Lapsed NCA	0.00	0.00	0.00
Disbursements	0.00	53,150,171.93	53,150,171.93
Less: Other Non-Cash Disbursements	0.00	0.00	0.00
Disbursements effected through outright deductions from claims	0.00	0.00	0.00
Overpayment of expenses(e.g. personnel benefits)	0.00	0.00	0.00
Restitution for loss of government property	0.00	0.00	0.00
Liquidated damages and similar claims	0.00	0.00	0.00
Others (e.g. TEF, BTr, Docs Stamp, etc.)	0.00	0.00	0.00
Add/Less: Adjustments (e.g. cancelled/staled checks)	0.00	0.00	0.00
Balance of Disbursement Authorities as at date	0.00	11,589,068.43	11,589,068.43
Total Disbursements Program	0.00	166,732,000.00	166,732,000.00
Less: *Actual Disbursements	0.00	53,150,171.93	53,150,171.93
(Over)/Under spending	0.00	113,581,828.07	113,581,828.07

Notes: * The use of NTA is discouraged
 Notes: ** Amounts should tally with the grand total disbursement (column 27).


Certified Correct:


JUNIMARO P. BACULO, CPA
 Accountant IV
 Date:

Recommending Approval:


JOCELYN S. CASIDA, CPA, MBA
 Financial & Management Officer II
 Date:

Approved By:


IMELDA M. MATEO, MD, MBAH, FPCP, FPCC
 Medical Center Chief II

MONTHLY REPORT OF DISBURSEMENTS

For the month of February 2022


Department: Department of Health (DOH)
 Agency/Entity: Office of the Secretary
 Operating Unit: 'Amang' Rodriguez Medical Center
 Organization Code (UACS): 13 001 1400012
 Fund Cluster: 01 Regular Agency Fund


Particulars	Current Year Budget					Prior Year's Budget											Trust Liabilities			Grand Total					Remarks				
	PS	MOOE	FinEx	CO	TOTAL	Prior Year's Accounts Payable					Current Year's Accounts Payable						SUB-TOTAL	PS	MOOE	CO	TOTAL	PS	MOOE	FinEx		CO	TOTAL		
						PS	MOOE	FinEx	CO	Sub-Total	PS	MOOE	FinEx	CO	Sub-Total	PS												MOOE	FinEx
1	2	3	4	5	6=(2+3+4+5)	7	8	9	10	11=(7+8+9+10)	12	13	14	15	16=(11+12+13+14+15)	17=(11+16)	18=(6+17)	19	20	21	22=(19+20+21)	23	24	25	26	27=(23+24+25+26)	28		
CASH DISBURSEMENTS	62,705,114.88	10,692,857.59	0.00	0.00	73,397,972.47	4,084,184.49	4,954,211.99	0.00	12,351,311.01	21,389,707.49	0.00	0.00	0.00	0.00	0.00	21,389,707.49	94,787,679.96	0.00	0.00	0.00	0.00	0.00	66,789,299.37	15,647,069.58	0.00	12,351,311.01	94,787,679.96		
Notice of Cash Allocation (NCA)	62,705,114.88	10,692,857.59	0.00	0.00	73,397,972.47	4,084,184.49	4,954,211.99	0.00	12,351,311.01	21,389,707.49	0.00	0.00	0.00	0.00	0.00	21,389,707.49	94,787,679.96	0.00	0.00	0.00	0.00	0.00	66,789,299.37	15,647,069.58	0.00	12,351,311.01	94,787,679.96		
MDS Checks Issued	61,465,631.30	8,809,387.41	0.00	0.00	70,275,018.71	652,822.48	331,215.93	0.00	0.00	984,038.41	0.00	0.00	0.00	0.00	0.00	984,038.41	71,259,057.12	0.00	0.00	0.00	0.00	0.00	62,118,453.78	9,140,603.34	0.00	0.00	71,259,057.12		
Advice to Debit Account	1,239,483.58	1,883,470.18	0.00	0.00	3,122,953.76	3,431,362.01	4,622,996.06	0.00	12,351,311.01	20,405,669.08	0.00	0.00	0.00	0.00	0.00	20,405,669.08	23,528,622.84	0.00	0.00	0.00	0.00	0.00	4,670,845.59	6,506,466.24	0.00	12,351,311.01	23,528,622.84		
Notice of Transfer Allocations (NTA)	0.00	0.00	0.00	0.00	0.00	0.00	0.00	0.00	0.00	0.00	0.00	0.00	0.00	0.00	0.00	0.00	0.00	0.00	0.00	0.00	0.00	0.00	0.00	0.00	0.00	0.00	0.00		
MDS Checks Issued	0.00	0.00	0.00	0.00	0.00	0.00	0.00	0.00	0.00	0.00	0.00	0.00	0.00	0.00	0.00	0.00	0.00	0.00	0.00	0.00	0.00	0.00	0.00	0.00	0.00	0.00	0.00	0.00	
Advice to Debit Account	0.00	0.00	0.00	0.00	0.00	0.00	0.00	0.00	0.00	0.00	0.00	0.00	0.00	0.00	0.00	0.00	0.00	0.00	0.00	0.00	0.00	0.00	0.00	0.00	0.00	0.00	0.00	0.00	
Working Fund for FAPs	0.00	0.00	0.00	0.00	0.00	0.00	0.00	0.00	0.00	0.00	0.00	0.00	0.00	0.00	0.00	0.00	0.00	0.00	0.00	0.00	0.00	0.00	0.00	0.00	0.00	0.00	0.00	0.00	
Cash Disbursement Ceiling (CDC)	0.00	0.00	0.00	0.00	0.00	0.00	0.00	0.00	0.00	0.00	0.00	0.00	0.00	0.00	0.00	0.00	0.00	0.00	0.00	0.00	0.00	0.00	0.00	0.00	0.00	0.00	0.00	0.00	
TOTAL CASH DISBURSEMENTS	62,705,114.88	10,692,857.59	0.00	0.00	73,397,972.47	4,084,184.49	4,954,211.99	0.00	12,351,311.01	21,389,707.49	0.00	0.00	0.00	0.00	0.00	21,389,707.49	94,787,679.96	0.00	0.00	0.00	0.00	0.00	66,789,299.37	15,647,069.58	0.00	12,351,311.01	94,787,679.96		
NON-CASH DISBURSEMENTS	5,743,343.72	90,632.56	0.00	0.00	5,833,976.28	43,570.84	0.00	0.00	0.00	43,570.84	0.00	0.00	0.00	0.00	0.00	43,570.84	5,877,547.12	0.00	0.00	0.00	0.00	0.00	5,786,914.56	90,632.56	0.00	0.00	5,877,547.12		
Tax Remittance Advices Issued (TRA)	5,743,343.72	90,632.56	0.00	0.00	5,833,976.28	43,570.84	0.00	0.00	0.00	43,570.84	0.00	0.00	0.00	0.00	0.00	43,570.84	5,877,547.12	0.00	0.00	0.00	0.00	0.00	5,786,914.56	90,632.56	0.00	0.00	5,877,547.12		
Non-Cash Availment Authority (NCAA)	0.00	0.00	0.00	0.00	0.00	0.00	0.00	0.00	0.00	0.00	0.00	0.00	0.00	0.00	0.00	0.00	0.00	0.00	0.00	0.00	0.00	0.00	0.00	0.00	0.00	0.00	0.00	0.00	
Disbursements effected through outright deductions from claims (please specify...)	0.00	0.00	0.00	0.00	0.00	0.00	0.00	0.00	0.00	0.00	0.00	0.00	0.00	0.00	0.00	0.00	0.00	0.00	0.00	0.00	0.00	0.00	0.00	0.00	0.00	0.00	0.00	0.00	
Overpayment of expenses (e.g. personnel benefits)	0.00	0.00	0.00	0.00	0.00	0.00	0.00	0.00	0.00	0.00	0.00	0.00	0.00	0.00	0.00	0.00	0.00	0.00	0.00	0.00	0.00	0.00	0.00	0.00	0.00	0.00	0.00	0.00	
Restitution for loss of government property	0.00	0.00	0.00	0.00	0.00	0.00	0.00	0.00	0.00	0.00	0.00	0.00	0.00	0.00	0.00	0.00	0.00	0.00	0.00	0.00	0.00	0.00	0.00	0.00	0.00	0.00	0.00	0.00	
Liquidated damages and similar claims	0.00	0.00	0.00	0.00	0.00	0.00	0.00	0.00	0.00	0.00	0.00	0.00	0.00	0.00	0.00	0.00	0.00	0.00	0.00	0.00	0.00	0.00	0.00	0.00	0.00	0.00	0.00	0.00	
Others (e.g. TEF, BTr, Docs Stamp, etc.)	0.00	0.00	0.00	0.00	0.00	0.00	0.00	0.00	0.00	0.00	0.00	0.00	0.00	0.00	0.00	0.00	0.00	0.00	0.00	0.00	0.00	0.00	0.00	0.00	0.00	0.00	0.00	0.00	
TOTAL NON-CASH DISBURSEMENTS	5,743,343.72	90,632.56	0.00	0.00	5,833,976.28	43,570.84	0.00	0.00	0.00	43,570.84	0.00	0.00	0.00	0.00	0.00	43,570.84	5,877,547.12	0.00	0.00	0.00	0.00	0.00	5,786,914.56	90,632.56	0.00	0.00	5,877,547.12		
GRAND TOTAL	68,448,458.60	10,783,490.15	0.00	0.00	79,231,948.75	4,127,755.33	4,954,211.99	0.00	12,351,311.01	21,433,278.33	0.00	0.00	0.00	0.00	0.00	21,433,278.33	100,665,227.08	0.00	0.00	0.00	0.00	0.00	72,576,213.93	15,737,702.14	0.00	12,351,311.01	100,665,227.08		

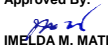
SUMMARY

Particulars	Previous Report	This Month	As at Date
(1)	(2)	(3)	(4)
Total Disbursement Authorities Received	64,739,240.36	111,817,904.89	176,557,145.25
NCA	62,664,000.00	105,940,357.77	168,604,357.77
NTA	0.00	0.00	0.00
Working Fund	0.00	0.00	0.00
TRA	2,075,240.36	5,877,547.12	7,952,787.48
CDC	0.00	0.00	0.00
NCAA	0.00	0.00	0.00
Less: Notice of Transfer of Allocations (NTA)* issued	0.00	0.00	0.00
Total Disbursement Authorities Available	64,739,240.36	111,817,904.89	176,557,145.25
Less:	0.00	0.00	0.00
Lapsed NCA	0.00	0.00	0.00
Disbursements	53,150,171.93	100,665,227.08	153,815,399.01
Less: Other Non-Cash Disbursements	0.00	0.00	0.00
Disbursements effected through outright deductions from claims	0.00	0.00	0.00
Overpayment of expenses (e.g. personnel benefits)	0.00	0.00	0.00
Restitution for loss of government property	0.00	0.00	0.00
Liquidated damages and similar claims	0.00	0.00	0.00
Others (e.g. TEF, BTr, Docs Stamp, etc.)	0.00	0.00	0.00
Add/Less: Adjustments (e.g. cancelled/staled checks)	0.00	0.00	0.00
Balance of Disbursement Authorities as at date	11,589,068.43	11,152,677.81	22,741,746.24
Total Disbursements Program	166,732,000.00	206,809,000.00	373,541,000.00
Less: *Actual Disbursements	53,150,171.93	100,665,227.00	153,815,398.93
(Over)/Under spending	113,581,828.07	106,143,773.00	219,725,601.07

Notes: * The use of NTA is discouraged
 Notes: ** Amounts should tally with the grand total disbursement (column 27).

Certified Correct:

JUNIMARO P. BACULO, CPA
 Accountant IV
 Date: 4-Mar-22

Recommending
 Approval:

JOCELYN S. CASIDA, CPA, MPA
 Financial & Management Officer II
 Date: 4-Mar-22

Approved By:

IMELDA M. MATEO, MD, MBAH, FPCP, FPCCP
 Medical Center Chief II
 Date: 4-Mar-22

MONTHLY REPORT OF DISBURSEMENTS
For the month of March 2022

Department: Department of Health (DOH)
 Agency/Entity: Office of the Secretary
 Operating Unit: 'Amang' Rodriguez Medical Center
 Organization Code (UACS): 13 001 1400012
 Fund Cluster: 01 Regular Agency Fund

Particulars	Current Year Budget					Prior Year's Budget										SUB-TOTAL	Trust Liabilities				Grand Total					Remarks	
	PS	MOOE	FinEx	CO	TOTAL	Prior Year's Accounts Payable					Current Year's Accounts Payable						TOTAL	PS	MOOE	CO	TOTAL	PS	MOOE	FinEx	CO		TOTAL
						PS	MOOE	FinEx	CO	Sub-Total	PS	MOOE	FinEx	CO	Sub-Total												
1	2	3	4	5	6=(2+3+4+5)	7	8	9	10	11=(7+8+9+10)	12	13	14	15	16=(12+13+14+15)	17=(11+16)	18=(6+17)	19	20	21	22=(19+20+21)	23	24	25	26	27=(23+24+25+26)	28
CASH DISBURSEMENTS	99,942,921.24	40,506,798.56	0.00	0.00	140,449,719.80	1,574,661.65	41,752,292.54	0.00	10,362,945.23	53,689,899.42	0.00	0.00	0.00	0.00	0.00	53,689,899.42	194,139,619.22	0.00	0.00	0.00	0.00	101,517,582.89	82,259,091.10	0.00	10,362,945.23	194,139,619.22	
Notice of Cash Allocation (NCA)	99,942,921.24	40,506,798.56	0.00	0.00	140,449,719.80	1,574,661.65	41,752,292.54	0.00	10,362,945.23	53,689,899.42	0.00	0.00	0.00	0.00	0.00	53,689,899.42	194,139,619.22	0.00	0.00	0.00	0.00	101,517,582.89	82,259,091.10	0.00	10,362,945.23	194,139,619.22	
MDS Checks Issued	97,831,696.32	33,854,503.74	0.00	0.00	131,686,200.06	277,499.54	9,994,731.46	0.00	0.00	10,272,231.00	0.00	0.00	0.00	0.00	0.00	10,272,231.00	141,958,431.06	0.00	0.00	0.00	0.00	98,109,195.86	43,849,235.20	0.00	0.00	141,958,431.06	
Advice to Debit Account	2,111,224.92	6,652,294.82	0.00	0.00	8,763,519.74	1,297,162.11	31,757,561.08	0.00	10,362,945.23	43,417,668.42	0.00	0.00	0.00	0.00	0.00	43,417,668.42	52,181,188.16	0.00	0.00	0.00	0.00	3,408,387.03	38,409,855.90	0.00	10,362,945.23	52,181,188.16	
Notice of Transfer Allocations (NTA)	0.00	0.00	0.00	0.00	0.00	0.00	0.00	0.00	0.00	0.00	0.00	0.00	0.00	0.00	0.00	0.00	0.00	0.00	0.00	0.00	0.00	0.00	0.00	0.00	0.00	0.00	
MDS Checks Issued	0.00	0.00	0.00	0.00	0.00	0.00	0.00	0.00	0.00	0.00	0.00	0.00	0.00	0.00	0.00	0.00	0.00	0.00	0.00	0.00	0.00	0.00	0.00	0.00	0.00	0.00	
Advice to Debit Account	0.00	0.00	0.00	0.00	0.00	0.00	0.00	0.00	0.00	0.00	0.00	0.00	0.00	0.00	0.00	0.00	0.00	0.00	0.00	0.00	0.00	0.00	0.00	0.00	0.00	0.00	
Working Fund for FAPs	0.00	0.00	0.00	0.00	0.00	0.00	0.00	0.00	0.00	0.00	0.00	0.00	0.00	0.00	0.00	0.00	0.00	0.00	0.00	0.00	0.00	0.00	0.00	0.00	0.00	0.00	
Cash Disbursement Ceiling (CDC)	0.00	0.00	0.00	0.00	0.00	0.00	0.00	0.00	0.00	0.00	0.00	0.00	0.00	0.00	0.00	0.00	0.00	0.00	0.00	0.00	0.00	0.00	0.00	0.00	0.00	0.00	
TOTAL CASH DISBURSEMENTS	99,942,921.24	40,506,798.56	0.00	0.00	140,449,719.80	1,574,661.65	41,752,292.54	0.00	10,362,945.23	53,689,899.42	0.00	0.00	0.00	0.00	0.00	53,689,899.42	194,139,619.22	0.00	0.00	0.00	0.00	101,517,582.89	82,259,091.10	0.00	10,362,945.23	194,139,619.22	
NON-CASH DISBURSEMENTS	5,685,768.20	223,793.42	0.00	0.00	5,909,561.62	297,854.94	169,805.84	0.00	1,092,869.02	1,560,529.80	0.00	0.00	0.00	0.00	0.00	1,560,529.80	7,470,091.42	0.00	0.00	0.00	0.00	5,983,623.14	393,599.26	0.00	1,092,869.02	7,470,091.42	
Tax Remittance Advices Issued (TRA)	5,685,768.20	223,793.42	0.00	0.00	5,909,561.62	297,854.94	169,805.84	0.00	1,092,869.02	1,560,529.80	0.00	0.00	0.00	0.00	0.00	1,560,529.80	7,470,091.42	0.00	0.00	0.00	0.00	5,983,623.14	393,599.26	0.00	1,092,869.02	7,470,091.42	
Non-Cash Availment Authority (NCAA)	0.00	0.00	0.00	0.00	0.00	0.00	0.00	0.00	0.00	0.00	0.00	0.00	0.00	0.00	0.00	0.00	0.00	0.00	0.00	0.00	0.00	0.00	0.00	0.00	0.00		
Disbursements effected through outright deductions from claims (please specify...)	0.00	0.00	0.00	0.00	0.00	0.00	0.00	0.00	0.00	0.00	0.00	0.00	0.00	0.00	0.00	0.00	0.00	0.00	0.00	0.00	0.00	0.00	0.00	0.00	0.00		
Overpayment of expenses(e.g. personnel benefits)	0.00	0.00	0.00	0.00	0.00	0.00	0.00	0.00	0.00	0.00	0.00	0.00	0.00	0.00	0.00	0.00	0.00	0.00	0.00	0.00	0.00	0.00	0.00	0.00	0.00		
Restitution for loss of government property	0.00	0.00	0.00	0.00	0.00	0.00	0.00	0.00	0.00	0.00	0.00	0.00	0.00	0.00	0.00	0.00	0.00	0.00	0.00	0.00	0.00	0.00	0.00	0.00	0.00		
Liquidated damages and similar claims	0.00	0.00	0.00	0.00	0.00	0.00	0.00	0.00	0.00	0.00	0.00	0.00	0.00	0.00	0.00	0.00	0.00	0.00	0.00	0.00	0.00	0.00	0.00	0.00	0.00		
Overpayment of expenses(e.g. personnel benefits)	0.00	0.00	0.00	0.00	0.00	0.00	0.00	0.00	0.00	0.00	0.00	0.00	0.00	0.00	0.00	0.00	0.00	0.00	0.00	0.00	0.00	0.00	0.00	0.00	0.00		
Restitution for loss of government property	0.00	0.00	0.00	0.00	0.00	0.00	0.00	0.00	0.00	0.00	0.00	0.00	0.00	0.00	0.00	0.00	0.00	0.00	0.00	0.00	0.00	0.00	0.00	0.00	0.00		
Liquidated damages and similar claims	0.00	0.00	0.00	0.00	0.00	0.00	0.00	0.00	0.00	0.00	0.00	0.00	0.00	0.00	0.00	0.00	0.00	0.00	0.00	0.00	0.00	0.00	0.00	0.00	0.00		
Others (e.g. TEF, BTr, Docs Stamp, etc.)	0.00	0.00	0.00	0.00	0.00	0.00	0.00	0.00	0.00	0.00	0.00	0.00	0.00	0.00	0.00	0.00	0.00	0.00	0.00	0.00	0.00	0.00	0.00	0.00	0.00		
TOTAL NON-CASH DISBURSEMENTS	5,685,768.20	223,793.42	0.00	0.00	5,909,561.62	297,854.94	169,805.84	0.00	1,092,869.02	1,560,529.80	0.00	0.00	0.00	0.00	0.00	1,560,529.80	7,470,091.42	0.00	0.00	0.00	0.00	5,983,623.14	393,599.26	0.00	1,092,869.02	7,470,091.42	
GRAND TOTAL	105,628,689.44	40,730,591.98	0.00	0.00	146,359,281.42	1,872,516.59	41,922,098.38	0.00	11,455,814.25	55,250,429.22	0.00	0.00	0.00	0.00	0.00	55,250,429.22	201,609,710.64	0.00	0.00	0.00	0.00	107,501,206.03	82,652,690.36	0.00	11,455,814.25	201,609,710.64	

SUMMARY

Particulars	Previous Report	This Month	As at Date
(1)	(2)	(3)	(4)
Total Disbursement Authorities Received	176,557,145.25	178,868,314.40	355,425,459.65
NCA	168,604,357.77	171,398,222.98	340,002,580.75
NTA	0.00	0.00	0.00
Working Fund	0.00	0.00	0.00
TRA	7,952,787.48	7,470,091.42	15,422,878.90
CDC	0.00	0.00	0.00
NCAA	0.00	0.00	0.00
Less: Notice of Transfer of Allocations (NTA)* issued	0.00	0.00	0.00
Total Disbursement Authorities Available	176,557,145.25	178,868,314.40	355,425,459.65
Less:	0.00	0.00	0.00
Lapsed NCA	0.00	350.00	350.00
Disbursements	153,815,399.01	201,609,710.64	355,425,109.65
Less: Other Non-Cash Disbursements	0.00	0.00	0.00
Disbursements effected through outright deductions from claims	0.00	0.00	0.00
Overpayment of expenses(e.g. personnel benefits)	0.00	0.00	0.00
Restitution for loss of government property	0.00	0.00	0.00
Liquidated damages and similar claims	0.00	0.00	0.00
Others (e.g. TEF, BTr, Docs Stamp, etc.)	0.00	0.00	0.00
Add/Less: Adjustments (e.g. cancelled/staled checks)	0.00	0.00	0.00
Balance of Disbursement Authorities as at date	22,741,746.24	(22,741,746.24)	0.00
Total Disbursements Program	373,541,000.00	166,828,000.00	540,369,000.00
Less: *Actual Disbursements	153,815,399.01	201,609,710.64	355,425,109.65
(Over)/Under spending	219,725,600.99	(34,781,710.64)	184,943,890.35

Notes: * The use of NTA is discouraged
 Notes: ** Amounts should tally with the grand total disbursement (column 27).


Certified Correct:


 JUNIMAR P. BACULO, CPA

Accountant IV

Date:


Recommending


 JOCELYN S. CASIDA, CPA, MPA

Financial & Management Officer II

Date:

Approved By:


 IMELDA M. MATEO, MD, MBAH, FPCCP, FPCCP

Medical Center Chief II

Date:

MONTHLY REPORT OF DISBURSEMENTS
For the month of April 2022

Department: Department of Health (DOH)
 Agency/Entity: Office of the Secretary
 Operating Unit: 'Amang' Rodriguez Medical Center
 Organization Code (UACS): 13 001 1400012
 Fund Cluster: 01 Regular Agency Fund


Particulars	Current Year Budget					Prior Year's Budget											SUB-TOTAL	Trust Liabilities					Grand Total					Remarks
	PS	MOOE	FinEx	CO	TOTAL	Prior Year's Accounts Payable					Current Year's Accounts Payable							PS	MOOE	CO	TOTAL	PS	MOOE	FinEx	CO	TOTAL		
						PS	MOOE	FinEx	CO	Sub-Total	PS	MOOE	FinEx	CO	Sub-Total	TOTAL												
1	2	3	4	5	6=(2+3+4+5)	7	8	9	10	11=(7+8+9+10)	12	13	14	15	16=(12+13+14+15)	17=(11+16)	18=(6+17)	19	20	21	22=(19+20+21)	23	24	25	26	27=(23+24+25+26)	28	
CASH DISBURSEMENTS	56,623,726.03	26,930,255.44	0.00	0.00	83,553,981.47	176,634.65	3,208,097.39	2,131,992.85	0.00	5,516,724.89	0.00	0.00	0.00	0.00	0.00	5,516,724.89	89,070,706.36	0.00	0.00	0.00	0.00	56,800,360.68	30,138,352.83	2,131,992.85	0.00	89,070,706.36		
Notice of Cash Allocation (NCA)	56,623,726.03	26,930,255.44	0.00	0.00	83,553,981.47	176,634.65	3,208,097.39	2,131,992.85	0.00	5,516,724.89	0.00	0.00	0.00	0.00	0.00	5,516,724.89	89,070,706.36	0.00	0.00	0.00	0.00	56,800,360.68	30,138,352.83	2,131,992.85	0.00	89,070,706.36		
MDS Checks Issued	49,087,904.99	22,975,702.96	0.00	0.00	72,063,607.95	117,706.37	0.00	0.00	0.00	117,706.37	0.00	0.00	0.00	0.00	0.00	117,706.37	72,181,314.32	0.00	0.00	0.00	0.00	49,205,611.36	22,975,702.96	0.00	0.00	72,181,314.32		
Advice to Debit Account	7,535,821.04	3,954,552.48	0.00	0.00	11,490,373.52	58,928.28	3,208,097.39	2,131,992.85	0.00	5,399,018.52	0.00	0.00	0.00	0.00	0.00	5,399,018.52	16,889,392.04	0.00	0.00	0.00	0.00	7,594,749.32	7,162,649.87	2,131,992.85	0.00	16,889,392.04		
Notice of Transfer Allocations (NTA)	0.00	0.00	0.00	0.00	0.00	0.00	0.00	0.00	0.00	0.00	0.00	0.00	0.00	0.00	0.00	0.00	0.00	0.00	0.00	0.00	0.00	0.00	0.00	0.00	0.00	0.00	0.00	
MDS Checks Issued	0.00	0.00	0.00	0.00	0.00	0.00	0.00	0.00	0.00	0.00	0.00	0.00	0.00	0.00	0.00	0.00	0.00	0.00	0.00	0.00	0.00	0.00	0.00	0.00	0.00	0.00	0.00	
Advice to Debit Account	0.00	0.00	0.00	0.00	0.00	0.00	0.00	0.00	0.00	0.00	0.00	0.00	0.00	0.00	0.00	0.00	0.00	0.00	0.00	0.00	0.00	0.00	0.00	0.00	0.00	0.00	0.00	
Working Fund for FAPs	0.00	0.00	0.00	0.00	0.00	0.00	0.00	0.00	0.00	0.00	0.00	0.00	0.00	0.00	0.00	0.00	0.00	0.00	0.00	0.00	0.00	0.00	0.00	0.00	0.00	0.00	0.00	
Cash Disbursement Ceiling (CDC)	0.00	0.00	0.00	0.00	0.00	0.00	0.00	0.00	0.00	0.00	0.00	0.00	0.00	0.00	0.00	0.00	0.00	0.00	0.00	0.00	0.00	0.00	0.00	0.00	0.00	0.00	0.00	
TOTAL CASH DISBURSEMENTS	56,623,726.03	26,930,255.44	0.00	0.00	83,553,981.47	176,634.65	3,208,097.39	2,131,992.85	0.00	5,516,724.89	0.00	0.00	0.00	0.00	0.00	5,516,724.89	89,070,706.36	0.00	0.00	0.00	0.00	56,800,360.68	30,138,352.83	2,131,992.85	0.00	89,070,706.36		
NON-CASH DISBURSEMENTS	5,753,060.56	509,668.28	0.00	0.00	6,262,728.84	52,181.10	1,619,254.43	592,754.30	0.00	2,264,189.83	0.00	0.00	0.00	0.00	0.00	2,264,189.83	8,526,918.67	0.00	0.00	0.00	0.00	5,805,241.66	2,128,922.71	592,754.30	0.00	8,526,918.67		
Tax Remittance Advices Issued (TRA)	5,753,060.56	509,668.28	0.00	0.00	6,262,728.84	52,181.10	1,619,254.43	592,754.30	0.00	2,264,189.83	0.00	0.00	0.00	0.00	0.00	2,264,189.83	8,526,918.67	0.00	0.00	0.00	0.00	5,805,241.66	2,128,922.71	592,754.30	0.00	8,526,918.67		
Non-Cash Availment Authority (NCAA)	0.00	0.00	0.00	0.00	0.00	0.00	0.00	0.00	0.00	0.00	0.00	0.00	0.00	0.00	0.00	0.00	0.00	0.00	0.00	0.00	0.00	0.00	0.00	0.00	0.00	0.00		
Disbursements effected through outright deductions from claims (please specify...)	0.00	0.00	0.00	0.00	0.00	0.00	0.00	0.00	0.00	0.00	0.00	0.00	0.00	0.00	0.00	0.00	0.00	0.00	0.00	0.00	0.00	0.00	0.00	0.00	0.00	0.00		
Overpayment of expenses(e.g. personnel benefits)	0.00	0.00	0.00	0.00	0.00	0.00	0.00	0.00	0.00	0.00	0.00	0.00	0.00	0.00	0.00	0.00	0.00	0.00	0.00	0.00	0.00	0.00	0.00	0.00	0.00	0.00		
Restitution for loss of government property	0.00	0.00	0.00	0.00	0.00	0.00	0.00	0.00	0.00	0.00	0.00	0.00	0.00	0.00	0.00	0.00	0.00	0.00	0.00	0.00	0.00	0.00	0.00	0.00	0.00	0.00		
Liquidated damages and similar claims	0.00	0.00	0.00	0.00	0.00	0.00	0.00	0.00	0.00	0.00	0.00	0.00	0.00	0.00	0.00	0.00	0.00	0.00	0.00	0.00	0.00	0.00	0.00	0.00	0.00	0.00		
Others (e.g. TEF, BTR, Documentary stamp Tax, etc.)	0.00	0.00	0.00	0.00	0.00	0.00	0.00	0.00	0.00	0.00	0.00	0.00	0.00	0.00	0.00	0.00	0.00	0.00	0.00	0.00	0.00	0.00	0.00	0.00	0.00	0.00		
TOTAL NON-CASH DISBURSEMENTS	5,753,060.56	509,668.28	0.00	0.00	6,262,728.84	52,181.10	1,619,254.43	592,754.30	0.00	2,264,189.83	0.00	0.00	0.00	0.00	0.00	2,264,189.83	8,526,918.67	0.00	0.00	0.00	0.00	5,805,241.66	2,128,922.71	592,754.30	0.00	8,526,918.67		
GRAND TOTAL	62,376,786.59	27,439,923.72	0.00	0.00	89,816,710.31	228,815.75	4,827,351.82	2,724,747.15	0.00	7,780,914.72	0.00	0.00	0.00	0.00	0.00	7,780,914.72	97,597,625.03	0.00	0.00	0.00	0.00	62,605,602.34	32,267,275.54	2,724,747.15	0.00	97,597,625.03		

SUMMARY


Particulars	Previous Report	This Month	As at Date
(1)	(2)	(3)	(4)
Total Disbursement Authorities Received	355,425,459.65	154,161,807.69	509,587,267.34
NCA	340,002,580.75	145,634,889.02	485,637,469.77
NTA	0.00	0.00	0.00
Working Fund	0.00	0.00	0.00
TRA	15,422,878.90	8,526,918.67	23,949,797.57
CDC	0.00	0.00	0.00
NCAA	0.00	0.00	0.00
Less: Notice of Transfer of Allocations (NTA)* issued	0.00	0.00	0.00
Total Disbursement Authorities Available	355,425,459.65	154,161,807.69	509,587,267.34
Less:	0.00	0.00	0.00
Lapsed NCA	350.00	0.00	350.00
Disbursements	355,425,109.65	97,597,625.03	453,022,734.68
Less: Other Non-Cash Disbursements	0.00	0.00	0.00
Disbursements effected through outright deductions from claims	0.00	0.00	0.00
Overpayment of expenses(e.g. personnel benefits)	0.00	0.00	0.00
Restitution for loss of government property	0.00	0.00	0.00
Liquidated damages and similar claims	0.00	0.00	0.00
Others (e.g. TEF, BTR, Docs Stamp, etc.)	0.00	0.00	0.00
Add/Less: Adjustments (e.g. cancelled/staled checks)	0.00	0.00	0.00
Balance of Disbursement Authorities as at date	0.00	56,564,182.66	56,564,182.66
Total Disbursements Program	540,369,000.00	118,079,000.00	658,448,000.00
Less: * Actual Disbursements	355,425,109.65	97,597,625.03	453,022,734.68
(Over)/Under spending	184,943,890.35	20,481,374.97	205,425,265.32

Notes: * The use of NTA is discouraged
 Notes: ** Amounts should tally with the grand total disbursement (column 27).


Certified Correct:


JUNMARO P. BACULO, CPA
 Accountant IV
 Date: 12-May-22

Recommending

Approval:

JOCELYN S. CASIDA, CPA, MBA
 Financial Management Officer II
 Date: 12-May-22

Approved By:


IMELDA M. MATEO, MD, FPCP, FPCCP
 Medical Center Chief II
 Date: 12-May-22

MONTHLY REPORT OF DISBURSEMENTS
For the month of May 2022

Department: Department of Health (DOH)
Agency/Entity: Office of the Secretary
Operating Unit: 'Amang' Rodriguez Medical Center
Organization Code (UACS): 13 001 1400012
Fund Cluster: 01 Regular Agency Fund

Main budget table with columns for Current Year Budget, Prior Year's Budget, Current Year's Accounts Payable, Trust Liabilities, and Grand Total. Rows include CASH DISBURSEMENTS, NON-CASH DISBURSEMENTS, and GRAND TOTAL.

SUMMARY

Summary table with columns: Particulars, Previous Report, This Month, As at Date. Rows include Total Disbursement Authorities Received, Less: Notice of Transfer of Allocations (NTA) issued, Total Disbursement Authorities Available, Less: Lapsed NCA, Disbursements, Less: Other Non-Cash Disbursements, Balance of Disbursement Authorities as at date, Total Disbursements Program, Less: Actual Disbursements, (Over)/Under spending.

Notes: * The use of NTA is discouraged
Notes: ** Amounts should tally with the grand total disbursement (column 27).

Certified Correct:

JUNIMARO P. BACULO, CPA
Accountant IV
Date: June 7, 2022

Recommending Approval:

JUNIMARO P. BACULO, CPA
Acting Financial & Management Officer II
Date: June 7, 2022

Approved By:

IMEILDA M. MATEO, MD, MBAH, FPCCP
Medical Center Chief II
Date: June 7, 2022

MONTHLY REPORT OF DISBURSEMENTS
For the month of June 2022

Department Department of Health (DOH)
Agency/Entity Office of the Secretary
Operating Unit 'Amang' Rodriguez Medical Center
Organization Code (UACS) 13 001 1400012
Fund Cluster 01 Regular Agency Fund

Main financial table with columns for Particulars, Current Year Budget (PS, MOOE, FinEx, CO, TOTAL), Prior Year's Budget, Current Year's Accounts Payable, Trust Liabilities, and Grand Total. Includes rows for CASH DISBURSEMENTS, NON-CASH DISBURSEMENTS, and GRAND TOTAL.

SUMMARY

Summary table with columns: Particulars, Previous Report, This Month, As at Date. Lists various disbursement categories and their cumulative values.

Notes: * The use of NTA is discouraged
Notes: ** Amounts should tally with the grand total disbursement (column 27).

Certified Correct:

JUNIMARO P. BACULO, CPA
Accountant IV
Date:

Recommending Approval:

JUNIMARO P. BACULO, CPA
Acting-Financial Management Officer II
Date:

Approved By:

IMELDA M. MATEO, MD, FPCC, FPCCP
Medical Center Chief II
Date:

MONTHLY REPORT OF DISBURSEMENTS
For the month of July 2022


Department: Department of Health (DOH)
 Agency/Entity: Office of the Secretary
 Operating Unit: 'Amang' Rodriguez Medical Center
 Organization Code (UACS): 13 001 1400012
 Fund Cluster: 01 Regular Agency Fund


Particulars	Current Year Budget					Prior Year's Budget											SUB-TOTAL	Trust Liabilities				Grand Total					Remarks	
	PS	MOOE	FinEx	CO	TOTAL	Prior Year's Accounts Payable					Current Year's Accounts Payable							TOTAL	PS	MOOE	CO	TOTAL	PS	MOOE	FinEx	CO		TOTAL
						PS	MOOE	FinEx	CO	Sub-Total	PS	MOOE	FinEx	CO	Sub-Total													
						7	8	9	10	11=(7+8+9+10)	12	13	14	15	16=(12+13+14+15)	17=(11+16)												
2	3	4	5	6=(2+3+4+5)	7	8	9	10	11=(7+8+9+10)	12	13	14	15	16=(12+13+14+15)	17=(11+16)	18=(6+17)	19	20	21	22=(19+20+21)	23	24	25	26	27=(23+24+25+26)			
CASH DISBURSEMENTS	55,446,617.18	15,079,748.48	0.00	0.00	70,526,365.66	26,832.39	240,978.89	0.00	55,800.00	323,611.28	0.00	0.00	0.00	0.00	0.00	323,611.28	70,849,976.94	0.00	0.00	0.00	0.00	55,473,449.57	15,320,727.37	0.00	55,800.00	70,849,976.94		
Notice of Cash Allocation (NCA)	55,446,617.18	15,079,748.48	0.00	0.00	70,526,365.66	26,832.39	240,978.89	0.00	55,800.00	323,611.28	0.00	0.00	0.00	0.00	0.00	323,611.28	70,849,976.94	0.00	0.00	0.00	0.00	55,473,449.57	15,320,727.37	0.00	55,800.00	70,849,976.94		
MDS Checks Issued	53,479,122.36	6,546,332.06	0.00	0.00	60,025,454.42	25,531.25	0.00	0.00	0.00	25,531.25	0.00	0.00	0.00	0.00	0.00	25,531.25	60,050,985.67	0.00	0.00	0.00	0.00	53,504,653.61	6,546,332.06	0.00	0.00	60,050,985.67		
Advice to Debit Account	1,967,494.82	8,533,416.42	0.00	0.00	10,500,911.24	1,301.14	240,978.89	0.00	55,800.00	298,080.03	0.00	0.00	0.00	0.00	0.00	298,080.03	10,798,991.27	0.00	0.00	0.00	0.00	1,968,795.96	8,774,395.31	0.00	55,800.00	10,798,991.27		
Notice of Transfer Allocations (NTA)	0.00	0.00	0.00	0.00	0.00	0.00	0.00	0.00	0.00	0.00	0.00	0.00	0.00	0.00	0.00	0.00	0.00	0.00	0.00	0.00	0.00	0.00	0.00	0.00	0.00	0.00	0.00	
MDS Checks Issued	0.00	0.00	0.00	0.00	0.00	0.00	0.00	0.00	0.00	0.00	0.00	0.00	0.00	0.00	0.00	0.00	0.00	0.00	0.00	0.00	0.00	0.00	0.00	0.00	0.00	0.00	0.00	
Advice to Debit Account	0.00	0.00	0.00	0.00	0.00	0.00	0.00	0.00	0.00	0.00	0.00	0.00	0.00	0.00	0.00	0.00	0.00	0.00	0.00	0.00	0.00	0.00	0.00	0.00	0.00	0.00	0.00	
Working Fund for FAPs	0.00	0.00	0.00	0.00	0.00	0.00	0.00	0.00	0.00	0.00	0.00	0.00	0.00	0.00	0.00	0.00	0.00	0.00	0.00	0.00	0.00	0.00	0.00	0.00	0.00	0.00	0.00	
Cash Disbursement Ceiling (CDC)	0.00	0.00	0.00	0.00	0.00	0.00	0.00	0.00	0.00	0.00	0.00	0.00	0.00	0.00	0.00	0.00	0.00	0.00	0.00	0.00	0.00	0.00	0.00	0.00	0.00	0.00	0.00	
TOTAL CASH DISBURSEMENTS	55,446,617.18	15,079,748.48	0.00	0.00	70,526,365.66	26,832.39	240,978.89	0.00	55,800.00	323,611.28	0.00	0.00	0.00	0.00	0.00	323,611.28	70,849,976.94	0.00	0.00	0.00	0.00	55,473,449.57	15,320,727.37	0.00	55,800.00	70,849,976.94		
NON-CASH DISBURSEMENTS	8,349,582.78	850,535.26	0.00	0.00	9,200,118.04	5,009.50	193,267.85	0.00	1,163,327.20	1,361,604.55	0.00	0.00	0.00	0.00	0.00	1,361,604.55	10,561,722.59	0.00	0.00	0.00	0.00	8,354,592.28	1,043,803.11	0.00	1,163,327.20	10,561,722.59		
Tax Remittance Advices Issued (TRA)	0.00	0.00	0.00	0.00	0.00	0.00	0.00	0.00	0.00	0.00	0.00	0.00	0.00	0.00	0.00	0.00	0.00	0.00	0.00	0.00	0.00	0.00	0.00	0.00	0.00	0.00	0.00	
Non-Cash Availment Authority (NCAA)	8,349,582.78	850,535.26	0.00	0.00	9,200,118.04	5,009.50	193,267.85	0.00	1,163,327.20	1,361,604.55	0.00	0.00	0.00	0.00	0.00	1,361,604.55	10,561,722.59	0.00	0.00	0.00	0.00	8,354,592.28	1,043,803.11	0.00	1,163,327.20	10,561,722.59		
Disbursements effected through outright deductions from claims (please specify...)	0.00	0.00	0.00	0.00	0.00	0.00	0.00	0.00	0.00	0.00	0.00	0.00	0.00	0.00	0.00	0.00	0.00	0.00	0.00	0.00	0.00	0.00	0.00	0.00	0.00	0.00	0.00	
Overpayment of expenses(e.g. personnel benefits)	0.00	0.00	0.00	0.00	0.00	0.00	0.00	0.00	0.00	0.00	0.00	0.00	0.00	0.00	0.00	0.00	0.00	0.00	0.00	0.00	0.00	0.00	0.00	0.00	0.00	0.00	0.00	
Restitution for loss of government property	0.00	0.00	0.00	0.00	0.00	0.00	0.00	0.00	0.00	0.00	0.00	0.00	0.00	0.00	0.00	0.00	0.00	0.00	0.00	0.00	0.00	0.00	0.00	0.00	0.00	0.00	0.00	
Liquidated damages and similar claims	0.00	0.00	0.00	0.00	0.00	0.00	0.00	0.00	0.00	0.00	0.00	0.00	0.00	0.00	0.00	0.00	0.00	0.00	0.00	0.00	0.00	0.00	0.00	0.00	0.00	0.00	0.00	
Others(TEF, BTr-Documentary Stamp Tax, etc.)	0.00	0.00	0.00	0.00	0.00	0.00	0.00	0.00	0.00	0.00	0.00	0.00	0.00	0.00	0.00	0.00	0.00	0.00	0.00	0.00	0.00	0.00	0.00	0.00	0.00	0.00	0.00	
TOTAL NON-CASH DISBURSEMENTS	8,349,582.78	850,535.26	0.00	0.00	9,200,118.04	5,009.50	193,267.85	0.00	1,163,327.20	1,361,604.55	0.00	0.00	0.00	0.00	0.00	1,361,604.55	10,561,722.59	0.00	0.00	0.00	0.00	8,354,592.28	1,043,803.11	0.00	1,163,327.20	10,561,722.59		
GRAND TOTAL	63,796,199.96	15,930,283.74	0.00	0.00	79,726,483.70	31,841.89	434,246.74	0.00	1,219,127.20	1,685,215.83	0.00	0.00	0.00	0.00	0.00	1,685,215.83	81,411,699.53	0.00	0.00	0.00	0.00	63,828,041.85	16,364,530.48	0.00	1,219,127.20	81,411,699.53		


SUMMARY

Particulars (1)	Previous Report (2)	This Month (3)	As at Date (4)
Total Disbursement Authorities Received	833,528,323.91	164,533,211.06	998,061,534.97
NCA	781,791,563.63	153,971,488.47	935,763,052.10
NTA	0.00	0.00	0.00
Working Fund	0.00	0.00	0.00
TRA	51,736,760.28	10,561,722.59	62,298,482.87
CDC	0.00	0.00	0.00
NCAA	0.00	0.00	0.00
Less: Notice of Transfer of Allocations (NTA) Issued	0.00	0.00	0.00
Total Disbursement Authorities Available	833,528,323.91	164,533,211.06	998,061,534.97
Less:	0.00	0.00	0.00
Lapsed NCA	16,008,620.99	0.00	16,008,620.99
Disbursements	817,070,554.72	81,411,699.53	898,482,254.25
Less: Other Non-Cash Disbursements	0.00	0.00	0.00
Disbursements effected through outright deductions from claims	0.00	0.00	0.00
Overpayment of expenses(e.g. personnel benefits)	0.00	0.00	0.00
Restitution for loss of government property	0.00	0.00	0.00
Liquidated damages and similar claims	0.00	0.00	0.00
Others (e.g. TEF, BTr, Docs Stamp, etc.)	0.00	0.00	0.00
Add/Less: Adjustments (e.g. cancelled/staled checks)	0.00	0.00	0.00
Balance of Disbursement Authorities as at date	449,148.20	83,121,511.53	83,570,659.73
Total Disbursements Program	913,741,000.00	99,920,000.00	1,013,661,000.00
Less: *Actual Disbursements	817,070,554.72	81,411,699.53	898,482,254.25
(Over)/Under spending	96,670,445.28	18,508,300.47	115,178,745.75

Notes: * The use of NTA is discouraged
 Notes: ** Amounts should tally with the grand total disbursement (column 27).

Certified Correct:

JUNIMAR P. BACULO, CPA
 Accountant IV
 Date:

Recommending Approval:

JUNIMAR P. BACULO, CPA
 Acting Financial Management Officer II
 Date:

Approved By:

IMELDA M. MATEO, MD, FPCCP, FPCCP
 Medical Center Chief II
 Date:

MONTHLY REPORT OF DISBURSEMENTS
For the month of August 2022

Department Department of Health (DOH)
Agency/Entity Office of the Secretary
Operating Unit 'Amang' Rodriguez Medical Center
Organization Code (UACS) 13 001 1400012
Fund Cluster 01 Regular Agency Fund

Particulars	Current Year Budget					Prior Year's Budget																SUB-TOTAL	Trust Liabilities				Grand Total				Remarks
	PS	MOOE	FinEx	CO	TOTAL	Prior Year's Accounts Payable					Current Year's Accounts Payable					TOTAL	PS	MOOE	CO	TOTAL	PS		MOOE	CO	TOTAL						
						7	8	9	10	11=(7+8+9+10)	12	13	14	15	16=(12+13+14+15)											17=(11+16)	18=(6+17)	19	20	21	
1	2	3	4	5	6=(2+3+4+5)	7	8	9	10	11=(7+8+9+10)	12	13	14	15	16=(12+13+14+15)	17=(11+16)	18=(6+17)	19	20	21	22=(19+20+21)	23	24	25	26	27=(23+24+25+26)	28				
CASH DISBURSEMENTS	69,710,413.30	23,326,835.71	0.00	10,541,563.71	103,578,812.72	145,643.48	1,008,207.51	0.00	4,312,200.00	5,515,850.99	0.00	0.00	0.00	0.00	5,515,850.99	109,094,663.71	0.00	38,167.50	69,856,056.78	24,423,210.72	0.00	14,853,563.71	109,132,831.21	0.00	14,853,563.71	109,132,831.21	0.00				
Notice of Cash Allocation (NCA)	69,710,413.30	23,326,835.71	0.00	10,541,563.71	103,578,812.72	145,643.48	1,008,207.51	0.00	4,312,200.00	5,515,850.99	0.00	0.00	0.00	0.00	5,515,850.99	109,094,663.71	0.00	38,167.50	69,856,056.78	24,423,210.72	0.00	14,853,563.71	109,132,831.21	0.00	14,853,563.71	109,132,831.21	0.00				
MDS Checks Issued	67,232,728.43	16,175,614.17	0.00	0.00	83,408,342.60	9,407.91	236.00	0.00	0.00	9,643.91	0.00	0.00	0.00	0.00	9,643.91	83,417,986.51	0.00	38,167.50	67,242,136.34	16,214,017.67	0.00	0.00	83,456,154.01	0.00	83,456,154.01	0.00					
Advice to Debit Account	2,477,688.87	7,151,221.54	0.00	10,541,563.71	20,170,470.12	136,235.57	1,007,971.51	0.00	4,312,200.00	5,506,207.08	0.00	0.00	0.00	0.00	5,506,207.08	25,676,677.20	0.00	0.00	0.00	0.00	0.00	2,613,920.44	8,209,193.05	0.00	14,853,563.71	25,676,677.20	0.00				
Notice of Transfer Allocations (NTA)	0.00	0.00	0.00	0.00	0.00	0.00	0.00	0.00	0.00	0.00	0.00	0.00	0.00	0.00	0.00	0.00	0.00	0.00	0.00	0.00	0.00	0.00	0.00	0.00	0.00	0.00	0.00				
MDS Checks Issued	0.00	0.00	0.00	0.00	0.00	0.00	0.00	0.00	0.00	0.00	0.00	0.00	0.00	0.00	0.00	0.00	0.00	0.00	0.00	0.00	0.00	0.00	0.00	0.00	0.00	0.00	0.00				
Advice to Debit Account	0.00	0.00	0.00	0.00	0.00	0.00	0.00	0.00	0.00	0.00	0.00	0.00	0.00	0.00	0.00	0.00	0.00	0.00	0.00	0.00	0.00	0.00	0.00	0.00	0.00	0.00	0.00				
Working Fund for FA&N	0.00	0.00	0.00	0.00	0.00	0.00	0.00	0.00	0.00	0.00	0.00	0.00	0.00	0.00	0.00	0.00	0.00	0.00	0.00	0.00	0.00	0.00	0.00	0.00	0.00	0.00	0.00				
Cash Disbursement Ceiling (CDC)	0.00	0.00	0.00	0.00	0.00	0.00	0.00	0.00	0.00	0.00	0.00	0.00	0.00	0.00	0.00	0.00	0.00	0.00	0.00	0.00	0.00	0.00	0.00	0.00	0.00	0.00	0.00				
TOTAL CASH DISBURSEMENTS	69,710,413.30	23,326,835.71	0.00	10,541,563.71	103,578,812.72	145,643.48	1,008,207.51	0.00	4,312,200.00	5,515,850.99	0.00	0.00	0.00	0.00	5,515,850.99	109,094,663.71	0.00	38,167.50	69,856,056.78	24,423,210.72	0.00	14,853,563.71	109,132,831.21	0.00	14,853,563.71	109,132,831.21	0.00				
NON-CASH DISBURSEMENTS	0.00	319,839.32	0.00	0.00	319,839.32	0.00	10,655.97	0.00	0.00	10,655.97	0.00	0.00	0.00	0.00	10,655.97	330,495.29	0.00	0.00	0.00	0.00	0.00	0.00	0.00	0.00	330,495.29	0.00	330,495.29	0.00			
Tax Refund/Advance Issues (TRA)	0.00	319,839.32	0.00	0.00	319,839.32	0.00	10,655.97	0.00	0.00	10,655.97	0.00	0.00	0.00	0.00	10,655.97	330,495.29	0.00	0.00	0.00	0.00	0.00	0.00	0.00	0.00	330,495.29	0.00	330,495.29	0.00			
Non-Cash Allocation Authority (NCAA)	0.00	0.00	0.00	0.00	0.00	0.00	0.00	0.00	0.00	0.00	0.00	0.00	0.00	0.00	0.00	0.00	0.00	0.00	0.00	0.00	0.00	0.00	0.00	0.00	0.00	0.00	0.00				
Disbursements effected through outright deductions from claims (please specify...)	0.00	0.00	0.00	0.00	0.00	0.00	0.00	0.00	0.00	0.00	0.00	0.00	0.00	0.00	0.00	0.00	0.00	0.00	0.00	0.00	0.00	0.00	0.00	0.00	0.00	0.00	0.00				
Overpayment of expenses (e.g. personal benefits)	0.00	0.00	0.00	0.00	0.00	0.00	0.00	0.00	0.00	0.00	0.00	0.00	0.00	0.00	0.00	0.00	0.00	0.00	0.00	0.00	0.00	0.00	0.00	0.00	0.00	0.00	0.00				
Restitution for loss of government property	0.00	0.00	0.00	0.00	0.00	0.00	0.00	0.00	0.00	0.00	0.00	0.00	0.00	0.00	0.00	0.00	0.00	0.00	0.00	0.00	0.00	0.00	0.00	0.00	0.00	0.00	0.00				
Liquidated damages and similar claims	0.00	0.00	0.00	0.00	0.00	0.00	0.00	0.00	0.00	0.00	0.00	0.00	0.00	0.00	0.00	0.00	0.00	0.00	0.00	0.00	0.00	0.00	0.00	0.00	0.00	0.00	0.00				
Others (e.g. TEF, BTr, Docs Stamp, etc.)	0.00	0.00	0.00	0.00	0.00	0.00	0.00	0.00	0.00	0.00	0.00	0.00	0.00	0.00	0.00	0.00	0.00	0.00	0.00	0.00	0.00	0.00	0.00	0.00	0.00	0.00	0.00				
Add/Less: Adjustments (e.g. cancelled/staled checks)	0.00	0.00	0.00	0.00	0.00	0.00	0.00	0.00	0.00	0.00	0.00	0.00	0.00	0.00	0.00	0.00	0.00	0.00	0.00	0.00	0.00	0.00	0.00	0.00	0.00	0.00	0.00				
Balance of Disbursement Authorities as at date					83,570,659.73	(511,163.21)	83,059,496.52																								
Total Disbursements Program					1,013,661,000.00	93,075,000.00	1,106,736,000.00																								
Less: Actual Disbursements					898,492,254.25	109,463,326.50	1,007,955,580.75																								
(Over)/Under spending					115,178,745.75	(16,388,326.50)	98,790,419.25																								

SUMMARY

Particulars	Previous Report	This Month	As at Date
(1)	(2)	(3)	(4)
Total Disbursement Authorities Received	998,061,534.97	108,952,163.29	1,107,013,698.26
NCA	935,763,052.10	108,621,668.00	1,044,384,720.10
NTA	0.00	0.00	0.00
Working Fund	0.00	0.00	0.00
TRA	62,298,482.87	330,495.29	62,628,978.16
CDC	0.00	0.00	0.00
NCAA	0.00	0.00	0.00
Less: Notice of Transfer of Allocations (NTA) issued	0.00	0.00	0.00
Total Disbursement Authorities Available	998,061,534.97	108,952,163.29	1,107,013,698.26
Less:	0.00	0.00	0.00
Lapsed NCA	16,008,620.99	0.00	16,008,620.99
Disbursements	898,492,254.25	109,463,326.50	1,007,955,580.75
Less: Other Non-Cash Disbursements	0.00	0.00	0.00
Disbursements effected through outright deductions from claims	0.00	0.00	0.00
Overpayment of expenses (e.g. personal benefits)	0.00	0.00	0.00
Restitution for loss of government property	0.00	0.00	0.00
Liquidated damages and similar claims	0.00	0.00	0.00
Others (e.g. TEF, BTr, Docs Stamp, etc.)	0.00	0.00	0.00
Add/Less: Adjustments (e.g. cancelled/staled checks)	0.00	0.00	0.00
Balance of Disbursement Authorities as at date	83,570,659.73	(511,163.21)	83,059,496.52
Total Disbursements Program	1,013,661,000.00	93,075,000.00	1,106,736,000.00
Less: Actual Disbursements	898,492,254.25	109,463,326.50	1,007,955,580.75
(Over)/Under spending	115,178,745.75	(16,388,326.50)	98,790,419.25

Notes: * The use of NTA is discouraged
Notes: ** Amounts should tally with the grand total disbursement (column 27).

Certified Correct:
SuSette R. Madlangbayan
SUSETTE R. MADLANGBAYAN, CPA
ACCOUNTANT III
Date 9/5/2022

Recommending Approval:
Junmaro P. Baculo
JUNMARO P. BACULO, CPA
ACTING FINANCIAL AND MANAGEMENT OFFICER II /
ACCOUNTANT IV
Date 9/5/2022

Approved By:
Melda M. Mateo
MELDA M. MATEO, MD, MBAH, FPCC, FPCCP
MEDICAL CENTER CHIEF II
Date 9/5/2022

MONTHLY REPORT OF DISBURSEMENTS
For the month of September 2022


Department: Department of Health (DOH)
 Agency/Entity: Office of the Secretary
 Operating Unit: 'Amang' Rodriguez Medical Center
 Organization Code (UACS): 13 001 1400012
 Fund Cluster: 01 Regular Agency Fund


Particulars	Current Year Budget					Prior Year's Budget										Trust Liabilities					Grand Total					Remarks	
	PS	MOOE	FinEx	CO	TOTAL	Prior Year's Accounts Payable					Current Year's Accounts Payable					TOTAL	SUB-TOTAL	PS	MOOE	CO	TOTAL	PS	MOOE	FinEx	CO		TOTAL
						7	8	9	10	Sub-Total	12	13	14	15	Sub-Total												
CASH DISBURSEMENTS	86,986,977.65	32,668,485.90	0.00	0.00	119,655,463.55	217,410.09	3,263,983.43	0.00	8,665,520.36	12,146,913.88	0.00	0.00	0.00	0.00	0.00	12,146,913.88	131,802,377.43	0.00	22,826.25	0.00	22,826.25	87,204,387.74	35,955,295.58	0.00	8,665,520.36	131,825,203.68	
Notice of Cash Allocation (NCA)	86,986,977.65	32,668,485.90	0.00	0.00	119,655,463.55	217,410.09	3,263,983.43	0.00	8,665,520.36	12,146,913.88	0.00	0.00	0.00	0.00	0.00	12,146,913.88	131,802,377.43	0.00	22,826.25	0.00	22,826.25	87,204,387.74	35,955,295.58	0.00	8,665,520.36	131,825,203.68	
MDS Checks Issued	81,205,617.68	24,481,231.56	0.00	0.00	105,686,849.24	217,410.09	774,012.42	0.00	8,665,520.36	9,656,942.87	0.00	0.00	0.00	0.00	0.00	9,656,942.87	115,343,792.11	0.00	22,826.25	0.00	22,826.25	81,423,027.77	25,278,070.23	0.00	8,665,520.36	115,366,618.36	
Advice to Debit Account	5,781,359.97	8,187,254.34	0.00	0.00	13,968,614.31	0.00	2,489,971.01	0.00	0.00	2,489,971.01	0.00	0.00	0.00	0.00	0.00	2,489,971.01	16,458,585.32	0.00	0.00	0.00	0.00	5,781,359.97	10,677,225.35	0.00	0.00	16,458,585.32	
Notice of Transfer Allocations (NTA)	0.00	0.00	0.00	0.00	0.00	0.00	0.00	0.00	0.00	0.00	0.00	0.00	0.00	0.00	0.00	0.00	0.00	0.00	0.00	0.00	0.00	0.00	0.00	0.00	0.00	0.00	
MDS Checks Issued	0.00	0.00	0.00	0.00	0.00	0.00	0.00	0.00	0.00	0.00	0.00	0.00	0.00	0.00	0.00	0.00	0.00	0.00	0.00	0.00	0.00	0.00	0.00	0.00	0.00	0.00	
Advice to Debit Account	0.00	0.00	0.00	0.00	0.00	0.00	0.00	0.00	0.00	0.00	0.00	0.00	0.00	0.00	0.00	0.00	0.00	0.00	0.00	0.00	0.00	0.00	0.00	0.00	0.00	0.00	
Working Fund for FAPs	0.00	0.00	0.00	0.00	0.00	0.00	0.00	0.00	0.00	0.00	0.00	0.00	0.00	0.00	0.00	0.00	0.00	0.00	0.00	0.00	0.00	0.00	0.00	0.00	0.00	0.00	
Cash Disbursement Ceiling (CDC)	0.00	0.00	0.00	0.00	0.00	0.00	0.00	0.00	0.00	0.00	0.00	0.00	0.00	0.00	0.00	0.00	0.00	0.00	0.00	0.00	0.00	0.00	0.00	0.00	0.00	0.00	
TOTAL CASH DISBURSEMENTS	86,986,977.65	32,668,485.90	0.00	0.00	119,655,463.55	217,410.09	3,263,983.43	0.00	8,665,520.36	12,146,913.88	0.00	0.00	0.00	0.00	0.00	12,146,913.88	131,802,377.43	0.00	22,826.25	0.00	22,826.25	87,204,387.74	35,955,295.58	0.00	8,665,520.36	131,825,203.68	
NON-CASH DISBURSEMENTS	14,376,757.11	723,066.81	0.00	603,064.29	15,702,888.21	0.00	276,500.07	0.00	621,198.69	897,698.76	0.00	0.00	0.00	0.00	0.00	897,698.76	16,600,586.97	0.00	0.00	0.00	0.00	14,376,757.11	999,566.88	0.00	1,224,262.98	16,600,586.97	
Tax Remittance Advances Issued (TRA)	14,376,757.11	723,066.81	0.00	603,064.29	15,702,888.21	0.00	276,500.07	0.00	621,198.69	897,698.76	0.00	0.00	0.00	0.00	0.00	897,698.76	16,600,586.97	0.00	0.00	0.00	0.00	14,376,757.11	999,566.88	0.00	1,224,262.98	16,600,586.97	
Non-Cash Availment Authority (NCAA)	0.00	0.00	0.00	0.00	0.00	0.00	0.00	0.00	0.00	0.00	0.00	0.00	0.00	0.00	0.00	0.00	0.00	0.00	0.00	0.00	0.00	0.00	0.00	0.00	0.00	0.00	
Disbursements effected through outright deductions from claims (please specify...)	0.00	0.00	0.00	0.00	0.00	0.00	0.00	0.00	0.00	0.00	0.00	0.00	0.00	0.00	0.00	0.00	0.00	0.00	0.00	0.00	0.00	0.00	0.00	0.00	0.00	0.00	
Overpayment of expenses(e.g. personnel benefits)	0.00	0.00	0.00	0.00	0.00	0.00	0.00	0.00	0.00	0.00	0.00	0.00	0.00	0.00	0.00	0.00	0.00	0.00	0.00	0.00	0.00	0.00	0.00	0.00	0.00	0.00	
Restitution for loss of government property	0.00	0.00	0.00	0.00	0.00	0.00	0.00	0.00	0.00	0.00	0.00	0.00	0.00	0.00	0.00	0.00	0.00	0.00	0.00	0.00	0.00	0.00	0.00	0.00	0.00	0.00	
Liquidated damages and similar claims	0.00	0.00	0.00	0.00	0.00	0.00	0.00	0.00	0.00	0.00	0.00	0.00	0.00	0.00	0.00	0.00	0.00	0.00	0.00	0.00	0.00	0.00	0.00	0.00	0.00	0.00	
Others (TEF, BTr, Documentary Stamp, Tax, etc.)	0.00	0.00	0.00	0.00	0.00	0.00	0.00	0.00	0.00	0.00	0.00	0.00	0.00	0.00	0.00	0.00	0.00	0.00	0.00	0.00	0.00	0.00	0.00	0.00	0.00	0.00	
TOTAL NON-CASH DISBURSEMENTS	14,376,757.11	723,066.81	0.00	603,064.29	15,702,888.21	0.00	276,500.07	0.00	621,198.69	897,698.76	0.00	0.00	0.00	0.00	0.00	897,698.76	16,600,586.97	0.00	0.00	0.00	0.00	14,376,757.11	999,566.88	0.00	1,224,262.98	16,600,586.97	
GRAND TOTAL	101,363,734.76	33,391,552.71	0.00	603,064.29	135,358,351.76	217,410.09	3,540,483.50	0.00	9,286,719.05	13,044,612.64	0.00	0.00	0.00	0.00	0.00	13,044,612.64	148,402,964.40	0.00	22,826.25	0.00	22,826.25	101,581,144.85	36,954,862.46	0.00	9,889,783.34	148,425,790.65	


SUMMARY

Particulars	Previous Report	This Month	As at Date
(1)	(2)	(3)	(4)
Total Disbursement Authorities Received	1,107,013,698.26	117,778,613.97	1,224,792,312.23
NCA	1,044,384,720.10	101,178,027.00	1,145,562,747.10
NTA	0.00	0.00	0.00
Working Fund	0.00	0.00	0.00
TRA	62,628,978.16	16,600,586.97	79,229,565.13
CDC	0.00	0.00	0.00
NCAA	0.00	0.00	0.00
Less: Notice of Transfer of Allocations (NTA)* issued	0.00	0.00	0.00
Total Disbursement Authorities Available	1,107,013,698.26	117,778,613.97	1,224,792,312.23
Less:	0.00	0.00	0.00
Lapsed NCA	16,008,620.99	51,909,470.39	67,918,091.38
Disbursements	1,007,945,580.75	148,425,790.65	1,156,371,371.40
Less: Other Non-Cash Disbursements	0.00	0.00	0.00
Disbursements effected through outright deductions from claims	0.00	0.00	0.00
Overpayment of expenses(e.g. personnel benefits)	0.00	0.00	0.00
Restitution for loss of government property	0.00	0.00	0.00
Liquidated damages and similar claims	0.00	0.00	0.00
Others (e.g. TEF, BTr, Docs Stamp, etc.)	0.00	0.00	0.00
Add/Less: Adjustments (e.g. cancelled/staled checks)	0.00	0.00	0.00
Balance of Disbursement Authorities as at date	83,059,496.52	(82,556,647.07)	502,849.45
Total Disbursements Program	1,106,736,000.00	78,352,000.00	1,185,088,000.00
Less: *Actual Disbursements	1,007,945,580.75	148,425,790.65	1,156,371,371.40
(Over)/Under spending	98,790,419.25	(70,073,790.65)	28,716,628.60

Notes: * The use of NTA is discouraged
 Notes: ** Amounts should tally with the grand total disbursement (column 27).

Certified Correct:

SUZETTE R. MADLANGBAYAN, CPA
 Accountant III

Recommending Approval:

JUNIMARO P. BACULO, CPA
 Acting Financial and Management Office II
 Accountant IV

Approved By:

MELDA M. MATEO, MD, MBAH, FPCC, FPCCP
 Medical Center Chief II

Date:

Date:


MONTHLY REPORT OF DISBURSEMENTS
For the month of October 2022


Department: Department of Health (DOH)
 Agency/Entity: Office of the Secretary
 Operating Unit: 'Amang' Rodriguez Medical Center
 Organization Code (UACS): 13 001 1400012
 Fund Cluster: 01 Regular Agency Fund


Particulars	Current Year Budget					Prior Year's Budget										Trust Liabilities				Grand Total					Remarks				
	PS	MOOE	FinEx	CO	TOTAL 6=(2+3+4+5)	Prior Year's Accounts Payable					Current Year's Accounts Payable					PS	MOOE	CO	TOTAL 22=(19+20+21)	PS	MOOE	FinEx	CO	TOTAL 27=(23+24+25+26)					
						PS	MOOE	FinEx	CO	Sub-Total 11=(7+8+9+10)	PS	MOOE	FinEx	CO	Sub-Total 16=(12+13+14+15)											TOTAL 17=(11+16)	SUB-TOTAL 18=(6+17)		
1	2	3	4	5	6	7	8	9	10	11	12	13	14	15	16	17	18	19	20	21	22	23	24	25	26	27	28		
CASH DISBURSEMENTS	45,753,664.73	24,711,442.52	0.00	0.00	70,465,107.25	0.00	22,760.50	0.00	6,070.00	28,830.50	0.00	0.00	0.00	0.00	0.00	28,830.50	70,493,937.75	0.00	0.00	0.00	0.00	45,753,664.73	24,734,203.02	0.00	6,070.00	70,493,937.75			
Notice of Cash Allocation (NCA)	45,753,664.73	24,711,442.52	0.00	0.00	70,465,107.25	0.00	22,760.50	0.00	6,070.00	28,830.50	0.00	0.00	0.00	0.00	0.00	28,830.50	70,493,937.75	0.00	0.00	0.00	0.00	45,753,664.73	24,734,203.02	0.00	6,070.00	70,493,937.75			
MDS Checks Issued	43,861,476.81	16,641,891.25	0.00	0.00	60,503,368.06	0.00	0.00	0.00	0.00	0.00	0.00	0.00	0.00	0.00	0.00	0.00	60,503,368.06	0.00	0.00	0.00	0.00	43,861,476.81	16,641,891.25	0.00	0.00	60,503,368.06			
Advice to Debit Account	1,892,187.92	8,069,551.27	0.00	0.00	9,961,739.19	0.00	22,760.50	0.00	6,070.00	28,830.50	0.00	0.00	0.00	0.00	0.00	28,830.50	9,990,569.69	0.00	0.00	0.00	0.00	1,892,187.92	8,092,311.77	0.00	6,070.00	9,990,569.69			
Notice of Transfer Allocations (NTA)	0.00	0.00	0.00	0.00	0.00	0.00	0.00	0.00	0.00	0.00	0.00	0.00	0.00	0.00	0.00	0.00	0.00	0.00	0.00	0.00	0.00	0.00	0.00	0.00	0.00	0.00	0.00		
MDS Checks Issued	0.00	0.00	0.00	0.00	0.00	0.00	0.00	0.00	0.00	0.00	0.00	0.00	0.00	0.00	0.00	0.00	0.00	0.00	0.00	0.00	0.00	0.00	0.00	0.00	0.00	0.00	0.00	0.00	
Advice to Debit Account	0.00	0.00	0.00	0.00	0.00	0.00	0.00	0.00	0.00	0.00	0.00	0.00	0.00	0.00	0.00	0.00	0.00	0.00	0.00	0.00	0.00	0.00	0.00	0.00	0.00	0.00	0.00	0.00	
Working Fund for FAPs	0.00	0.00	0.00	0.00	0.00	0.00	0.00	0.00	0.00	0.00	0.00	0.00	0.00	0.00	0.00	0.00	0.00	0.00	0.00	0.00	0.00	0.00	0.00	0.00	0.00	0.00	0.00	0.00	
Cash Disbursement Ceiling (CDC)	0.00	0.00	0.00	0.00	0.00	0.00	0.00	0.00	0.00	0.00	0.00	0.00	0.00	0.00	0.00	0.00	0.00	0.00	0.00	0.00	0.00	0.00	0.00	0.00	0.00	0.00	0.00	0.00	
TOTAL CASH DISBURSEMENTS	45,753,664.73	24,711,442.52	0.00	0.00	70,465,107.25	0.00	22,760.50	0.00	6,070.00	28,830.50	0.00	0.00	0.00	0.00	0.00	28,830.50	70,493,937.75	0.00	0.00	0.00	0.00	45,753,664.73	24,734,203.02	0.00	6,070.00	70,493,937.75			
NON-CASH DISBURSEMENTS	0.00	0.00	0.00	0.00	0.00	0.00	0.00	0.00	0.00	0.00	0.00	0.00	0.00	0.00	0.00	0.00	0.00	0.00	0.00	0.00	0.00	0.00	0.00	0.00	0.00	0.00	0.00	0.00	
Tax Remittance Advices Issued (TRA)	0.00	0.00	0.00	0.00	0.00	0.00	0.00	0.00	0.00	0.00	0.00	0.00	0.00	0.00	0.00	0.00	0.00	0.00	0.00	0.00	0.00	0.00	0.00	0.00	0.00	0.00	0.00	0.00	
Non-Cash Availment Authority (NCAA)	0.00	0.00	0.00	0.00	0.00	0.00	0.00	0.00	0.00	0.00	0.00	0.00	0.00	0.00	0.00	0.00	0.00	0.00	0.00	0.00	0.00	0.00	0.00	0.00	0.00	0.00	0.00	0.00	
Disbursements effected through outright deductions from claims (please specify...)	0.00	0.00	0.00	0.00	0.00	0.00	0.00	0.00	0.00	0.00	0.00	0.00	0.00	0.00	0.00	0.00	0.00	0.00	0.00	0.00	0.00	0.00	0.00	0.00	0.00	0.00	0.00	0.00	
Overpayment of expenses(e.g. personnel benefits)	0.00	0.00	0.00	0.00	0.00	0.00	0.00	0.00	0.00	0.00	0.00	0.00	0.00	0.00	0.00	0.00	0.00	0.00	0.00	0.00	0.00	0.00	0.00	0.00	0.00	0.00	0.00	0.00	
Restitution for loss of government property	0.00	0.00	0.00	0.00	0.00	0.00	0.00	0.00	0.00	0.00	0.00	0.00	0.00	0.00	0.00	0.00	0.00	0.00	0.00	0.00	0.00	0.00	0.00	0.00	0.00	0.00	0.00	0.00	
Liquidated damages and similar claims	0.00	0.00	0.00	0.00	0.00	0.00	0.00	0.00	0.00	0.00	0.00	0.00	0.00	0.00	0.00	0.00	0.00	0.00	0.00	0.00	0.00	0.00	0.00	0.00	0.00	0.00	0.00	0.00	
Others (e.g. TEF, BTr, Docs Stamp, etc.)	0.00	0.00	0.00	0.00	0.00	0.00	0.00	0.00	0.00	0.00	0.00	0.00	0.00	0.00	0.00	0.00	0.00	0.00	0.00	0.00	0.00	0.00	0.00	0.00	0.00	0.00	0.00	0.00	
TOTAL NON-CASH DISBURSEMENTS	0.00	0.00	0.00	0.00	0.00	0.00	0.00	0.00	0.00	0.00	0.00	0.00	0.00	0.00	0.00	0.00	0.00	0.00	0.00	0.00	0.00	0.00	0.00	0.00	0.00	0.00	0.00	0.00	
GRAND TOTAL	45,753,664.73	24,711,442.52	0.00	0.00	70,465,107.25	0.00	22,760.50	0.00	6,070.00	28,830.50	0.00	0.00	0.00	0.00	0.00	28,830.50	70,493,937.75	0.00	0.00	0.00	0.00	45,753,664.73	24,734,203.02	0.00	6,070.00	70,493,937.75			

Particulars	Previous Report	This Month	As at Date
(1)	(2)	(3)	(4)
Total Disbursement Authorities Received	1,224,792,312.23	125,382,079.67	1,350,174,391.90
NCA	1,145,562,747.10	125,382,079.67	1,270,944,826.77
NTA	0.00	0.00	0.00
Working Fund	0.00	0.00	0.00
TRA	79,229,565.13	0.00	79,229,565.13
CDC	0.00	0.00	0.00
NCAA	0.00	0.00	0.00
Less: Notice of Transfer of Allocations (NTA)* issued	0.00	0.00	0.00
Total Disbursement Authorities Available	1,224,792,312.23	125,382,079.67	1,350,174,391.90
Less:	0.00	0.00	0.00
Lapsed NCA	67,918,091.38	0.00	67,918,091.38
Disbursements	1,156,371,371.40	70,493,937.83	1,226,865,309.23
Less: Other Non-Cash Disbursements	0.00	0.00	0.00
Disbursements effected through outright deductions from claims	0.00	0.00	0.00
Overpayment of expenses(e.g. personnel benefits)	0.00	0.00	0.00
Restitution for loss of government property	0.00	0.00	0.00
Liquidated damages and similar claims	0.00	0.00	0.00
Others (e.g. TEF, BTr, Docs Stamp, etc.)	0.00	0.00	0.00
Add/Less: Adjustments (e.g. cancelled/staled checks)	0.00	0.00	0.00
Balance of Disbursement Authorities as at date	502,849.45	54,888,141.84	55,390,991.29
Total Disbursements Program	1,185,089,000.00	93,546,000.00	1,278,634,000.00
Less: *Actual Disbursements	1,156,371,371.40	70,493,937.83	1,226,865,309.23
(Over)/Under spending	28,717,628.60	23,052,062.17	51,769,690.77

Notes: * The use of NTA is discouraged
 Notes: ** Amounts should tally with the grand total disbursement (column 27).

Certified Correct:

JUNIMARO P. BACULO, CPA
 Accountant IV
 Acting Financial and Management Office II
 Date:

Recommending Approval:

JUNIMARO P. BACULO, CPA
 Accountant IV
 Acting Financial and Management Office II
 Date:

Approved By:

IMELDA M. MATEO, MD, MBAH, FPCCP
 Medical Center Chief II
 Date: