

**QUARTERLY REPORT OF REVENUE AND OTHER RECEIPTS
As at the Quarter Ending March 31, 2022**

Department : Department of Health (DOH)
 Agency : Office of the Secretary
 Operating Unit : 'Amang' Rodriguez Medical Center
 Organization Code (UACS) : 13 001 1400012
 Fund Cluster : 05 - Internally Generated Funds

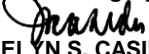
Classification/Sources of Revenue and Other Receipts	UACS CODE	REVENUE TARGET (Annual) per BESF	Actual Revenue and Other Receipts Collections					Cumulative Remittance/Deposits to Date			Variance		Remarks
			1st Quarter Ending March 31	2nd Quarter Ending June 30	3rd Quarter Ending Sept. 30	4th Quarter Ending Dec. 31	Total	Remittance to BTr	Deposited with AGDB	TOTAL	Amount	%	
1	2	3	4	5	6	7	8={6+(-)7}-8+9	9	10	11=(9+10)	12=(8-3)	13=(12/3)	14
Internally Generated Funds		203,662,576.22	42,571,285.57	0.00	0.00	0.00	42,571,285.57	0.00	42,520,075.52	42,520,075.52	(161,091,290.65)	-79 %	
Revenue Collections		203,662,576.22	42,550,474.99	0.00	0.00	0.00	42,550,474.99	0.00	42,499,264.94	42,499,264.94	(161,112,101.23)	-79 %	
Cash Revenue		203,662,576.22	42,550,474.99	0.00	0.00	0.00	42,550,474.99	0.00	42,499,264.94	42,499,264.94	(161,112,101.23)	-79 %	
Non-Tax		203,662,576.22	42,550,474.99	0.00	0.00	0.00	42,550,474.99	0.00	42,499,264.94	42,499,264.94	(161,112,101.23)	-79 %	
Other Service Income	4020199099	318,191.49	143,565.95	0.00	0.00	0.00	143,565.95	0.00	143,565.95	143,565.95	(174,625.54)	-55 %	
Other Sales	4020216099	100,286,889.38	11,680,298.00	0.00	0.00	0.00	11,680,298.00	0.00	11,680,298.00	11,680,298.00	(88,606,591.38)	-88 %	
Medical Supplies	4020217002	64,447,635.87	21,216,046.03	0.00	0.00	0.00	21,216,046.03	0.00	21,204,959.18	21,204,959.18	(43,231,589.84)	-67 %	
Medical Fees - Operating Room	4020217003	131,223.93	21,202.90	0.00	0.00	0.00	21,202.90	0.00	21,202.90	21,202.90	(110,021.03)	-84 %	
Medical Fees - Radiology	4020217004	8,359,805.42	2,692,527.31	0.00	0.00	0.00	2,692,527.31	0.00	2,672,471.31	2,672,471.31	(5,667,278.11)	-68 %	
Medical Fees - Laboratory	4020217005	15,143,296.54	1,613,559.39	0.00	0.00	0.00	1,613,559.39	0.00	1,606,642.19	1,606,642.19	(13,529,737.15)	-89 %	
Medical Fees - Hemodialysis	4020217006	25,858.98	500.00	0.00	0.00	0.00	500.00	0.00	500.00	500.00	(25,358.98)	-98 %	
Medical Fees - Cardio-Vascular Services	4020217007	690,606.90	362,522.00	0.00	0.00	0.00	362,522.00	0.00	361,682.00	361,682.00	(328,084.90)	-48 %	
Medical Fees - Physical Medicine & Rehabilitation Services	4020217009	34,133.00	13,766.00	0.00	0.00	0.00	13,766.00	0.00	13,216.00	13,216.00	(20,367.00)	-60 %	
Other Fees	4020217099	14,224,934.71	4,806,487.41	0.00	0.00	0.00	4,806,487.41	0.00	4,794,727.41	4,794,727.41	(9,418,447.30)	-66 %	
Non-Revenue Collections/Other Receipts		0.00	20,810.58	0.00	0.00	0.00	20,810.58	0.00	20,810.58	20,810.58	20,810.58	0 %	
Cash Receipts		0.00	20,810.58	0.00	0.00	0.00	20,810.58	0.00	20,810.58	20,810.58	20,810.58	0 %	
Others		0.00	20,810.58	0.00	0.00	0.00	20,810.58	0.00	20,810.58	20,810.58	20,810.58	0 %	
Advances for Payroll	1990102000	0.00	1,544.95	0.00	0.00	0.00	1,544.95	0.00	1,544.95	1,544.95	1,544.95	0 %	
Advances for Special Disbursing Officer	1990103000	0.00	720.10	0.00	0.00	0.00	720.10	0.00	720.10	720.10	720.10	0 %	
Due to BIR	2020101000	0.00	3,495.53	0.00	0.00	0.00	3,495.53	0.00	3,495.53	3,495.53	3,495.53	0 %	
Trust Liabilities	2040101000	0.00	15,050.00	0.00	0.00	0.00	15,050.00	0.00	15,050.00	15,050.00	15,050.00	0 %	
TOTAL		203,662,576.22	42,571,285.57	0.00	0.00	0.00	42,571,285.57	0.00	42,520,075.52	42,520,075.52	(161,091,290.65)	-79 %	

Certified Correct:


JUNIMARO P. BACULO, CPA
 Accountant IV

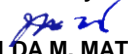
Date: 4/22/2022

Recommending Approval:


JOCELYN S. CASIDA, CPA, MBA
 Financial and Management Officer II

Date: 4/22/2022

Approved By:


IMELDA M. MATEO, MD, MBAH, FPCP, FCCP
 Medical Center Chief II

Date: 4/22/2022

QUARTERLY REPORT OF REVENUE AND OTHER RECEIPTS

As at the Quarter Ending March 31, 2022

Department : Department of Health (DOH)
 Agency : Office of the Secretary
 Operating Unit : 'Amang' Rodriguez Medical Center
 Organization Code (UACS) : 13 001 1400012
 Fund Cluster : 07 - Trust Receipts

Classification/Sources of Revenue and Other Receipts	UACS CODE	REVENUE TARGET (Annual) per BESF	Actual Revenue and Other Receipts Collections					Cumulative Remittance/Deposits to Date			Variance		Remarks
			1st Quarter Ending March 31	2nd Quarter Ending June 30	3rd Quarter Ending Sept. 30	4th Quarter Ending Dec. 31	Total	Remittance to BTr	Deposited with AGDB	TOTAL	Amount	%	
1	2	3	4	5	6	7	8=[(6+(-)7)-8+9]	9	10	11=(9+10)	12=(8-3)	13=(12/3)	14
Trust Receipts		5,443,680.00	7,243,694.99	0.00	0.00	0.00	7,243,694.99	151,315.70	7,089,589.79	7,240,905.49	1,800,014.99	33 %	
Other Trust Receipts Deposited with the National Treasury		2,721,840.00	154,105.20	0.00	0.00	0.00	154,105.20	151,315.70	0.00	151,315.70	(2,567,734.80)	-94 %	
Other Sales		0.00	37,500.00	0.00	0.00	0.00	37,500.00	37,500.00	0.00	37,500.00	37,500.00	0 %	
Other Service Income		2,721,840.00	106,733.20	0.00	0.00	0.00	106,733.20	106,733.20	0.00	106,733.20	(2,615,106.80)	-96 %	
Due to BIR		0.00	1,680.00	0.00	0.00	0.00	1,680.00	1,680.00	0.00	1,680.00	1,680.00	0 %	
Advances for Payroll		0.00	5,400.00	0.00	0.00	0.00	5,400.00	5,400.00	0.00	5,400.00	5,400.00	0 %	
Advances to Special Disbursing Officer		0.00	2,792.00	0.00	0.00	0.00	2,792.00	2.50	0.00	2.50	2,792.00	0 %	
Trust Receipts Deposited with Authorized Government Depository Banks (AGDB)		2,721,840.00	7,089,589.79	0.00	0.00	0.00	7,089,589.79	0.00	7,089,589.79	7,089,589.79	4,367,749.79	160 %	
Other Service Income		2,721,840.00	9,000.00	0.00	0.00	0.00	9,000.00	0.00	9,000.00	9,000.00	(2,712,840.00)	-100 %	
Advances for Payroll		0.00	25,513.29	0.00	0.00	0.00	25,513.29	0.00	25,513.29	25,513.29	25,513.29	0 %	
Trust Liabilities		0.00	7,014,723.30	0.00	0.00	0.00	7,014,723.30	0.00	7,014,723.30	7,014,723.30	7,014,723.30	0 %	
Due to BIR		0.00	40,353.20	0.00	0.00	0.00	40,353.20	0.00	40,353.20	40,353.20	40,353.20	0 %	
TOTAL		5,443,680.00	7,243,694.99	0.00	0.00	0.00	7,243,694.99	151,315.70	7,089,589.79	7,240,905.49	1,800,014.99	33 %	

Certified Correct:


JUNIMARO P. BACULO, CPA
 Accountant IV

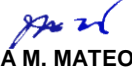
Date: 4/22/2022

Recommending Approval:


JOCELYN S. CASIDA, CPA, MBA
 Financial and Management Officer II

Date: 4/22/2022

Approved By:


IMELDA M. MATEO, MD, MBAH, FPCP, FPCCP
 Medical Center Chief II

Date: 4/22/2022

QUARTERLY REPORT OF REVENUE AND OTHER RECEIPTS
As at the Quarter Ending March 31, 2022

Department : Department of Health (DOH)
 Agency : Office of the Secretary
 Operating Unit : 'Amang' Rodriguez Medical Center
 Organization Code (UACS) : 13 001 1400012
 Fund Cluster : 06 - Business Related Funds


Classification/Sources of Revenue and Other Receipts	UACS CODE	REVENUE TARGET (Annual) per BESF	Actual Revenue and Other Receipts Collections					Cumulative Remittance/Deposits to Date			Variance		Remarks
			1st Quarter Ending March 31	2nd Quarter Ending June 30	3rd Quarter Ending Sept. 30	4th Quarter Ending Dec. 31	Total	Remittance to BTr	Deposited with AGDB	TOTAL	Amount	%	
1	2	3	4	5	6	7	8=[{6+(-)7}-8+9]	9	10	11=(9+10)	12=(8-3)	13=(12/3)	14
Business Related Funds		0.00	6,423,334.64	0.00	0.00	0.00	6,423,334.64	0.00	6,414,730.32	6,414,730.32	6,423,334.64	0 %	
Revenue Collections		0.00	6,423,334.64	0.00	0.00	0.00	6,423,334.64	0.00	6,414,730.32	6,414,730.32	6,423,334.64	0 %	
Cash Revenue		0.00	6,423,334.64	0.00	0.00	0.00	6,423,334.64	0.00	6,414,730.32	6,414,730.32	6,423,334.64	0 %	
Non-Tax		0.00	6,423,334.64	0.00	0.00	0.00	6,423,334.64	0.00	6,414,730.32	6,414,730.32	6,423,334.64	0 %	
Drugs and Medicines	4020217001	0.00	6,423,334.64	0.00	0.00	0.00	6,423,334.64	0.00	6,414,730.32	6,414,730.32	6,423,334.64	0 %	
TOTAL		0.00	6,423,334.64	0.00	0.00	0.00	6,423,334.64	0.00	6,414,730.32	6,414,730.32	6,423,334.64	0 %	

Certified Correct:


JUNIMARO P. BACULO, CPA
 Accountant IV


Date: 4/22/2022

Recommending Approval:


JOCELYN S. CASIDA, CPA, MBA
 Financial and Management Officer II

Date: 4/22/2022

Approved By:


IMELDA M. MATEO, MD, MBAH, FPCP, FPCCP
 Medical Center Chief II

Date: 4/22/2022

QUARTERLY REPORT OF REVENUE AND OTHER RECEIPTS

As at the Quarter Ending June 30, 2022

Department : Department of Health (DOH)
 Agency : Office of the Secretary
 Operating Unit : 'Amang' Rodriguez Medical Center
 Organization Code (UACS) : 13 001 1400012
 Fund Cluster : 07 - Trust Receipts

Classification/Sources of Revenue and Other Receipts	UACS CODE	REVENUE TARGET (Annual) per BESF	Actual Revenue and Other Receipts Collections					Cumulative Remittance/Deposits to Date			Variance		Remarks
			1st Quarter Ending March 31	2nd Quarter Ending June 30	3rd Quarter Ending Sept. 30	4th Quarter Ending Dec. 31	Total	Remittance to BTr	Deposited with AGDB	TOTAL	Amount	%	
1	2	3	4	5	6	7	8=[(6+(-)7)-8+9]	9	10	11=(9+10)	12=(8-3)	13=(12/3)	14
Trust Receipts		5,443,680.00	7,243,694.99	122,137,582.43	0.00	0.00	129,381,277.42	530,597.35	128,687,070.07	129,217,667.42	123,937,597.42	2,277 %	
Other Trust Receipts Deposited with the National Treasury		2,721,840.00	154,105.20	376,492.15	0.00	0.00	530,597.35	530,597.35	0.00	530,597.35	(2,191,242.65)	-81 %	
Other Sales		0.00	37,500.00	22,500.00	0.00	0.00	60,000.00	60,000.00	0.00	60,000.00	60,000.00	0 %	
Other Service Income		2,721,840.00	106,733.20	0.00	0.00	0.00	106,733.20	106,733.20	0.00	106,733.20	(2,615,106.80)	-96 %	
Due to BIR		0.00	1,680.00	0.00	0.00	0.00	1,680.00	1,680.00	0.00	1,680.00	1,680.00	0 %	
Advances for Payroll		0.00	5,400.00	237,685.15	0.00	0.00	243,085.15	243,085.15	0.00	243,085.15	243,085.15	0 %	
Advances to Special Disbursing Officer		0.00	2,792.00	47,788.50	0.00	0.00	50,580.50	50,580.50	0.00	50,580.50	50,580.50	0 %	
Advances to Officers and Employees		0.00	0.00	5,413.60	0.00	0.00	5,413.60	5,413.60	0.00	5,413.60	5,413.60	0 %	
Guaranty/Security Deposit Payable		0.00	0.00	18,026.25	0.00	0.00	18,026.25	18,026.25	0.00	18,026.25	18,026.25	0 %	
Due to GSIS		0.00	0.00	33,146.15	0.00	0.00	33,146.15	33,146.15	0.00	33,146.15	33,146.15	0 %	
Trust Liabilities		0.00	0.00	11,932.50	0.00	0.00	11,932.50	11,932.50	0.00	11,932.50	11,932.50	0 %	
Trust Receipts Deposited with Authorized Government Depository Banks (AGDB)		2,721,840.00	7,089,589.79	121,761,090.28	0.00	0.00	128,850,680.07	0.00	128,687,070.07	128,687,070.07	126,128,840.07	4,634 %	
Other Service Income		2,721,840.00	9,000.00	731,000.00	0.00	0.00	740,000.00	0.00	589,000.00	589,000.00	(1,981,840.00)	-73 %	
Advances for Payroll		0.00	25,513.29	53,213.65	0.00	0.00	78,726.94	0.00	78,726.94	78,726.94	78,726.94	0 %	
Trust Liabilities		0.00	7,014,723.30	120,837,394.03	0.00	0.00	127,852,117.33	0.00	127,840,768.33	127,840,768.33	127,852,117.33	0 %	
Due to BIR		0.00	40,353.20	139,482.60	0.00	0.00	179,835.80	0.00	178,574.80	178,574.80	179,835.80	0 %	
TOTAL		5,443,680.00	7,243,694.99	122,137,582.43	0.00	0.00	129,381,277.42	530,597.35	128,687,070.07	129,217,667.42	123,937,597.42	2,277 %	

Certified Correct:



JUNIMARO P. BACULO, CPA
 Accountant IV

Date: 7/19/2022

Recommending Approval:



JUNIMARO P. BACULO, CPA
 Acting - Financial and Management Officer II

Date: 7/19/2022

Approved By:



IMELDA M. MATEO, MD, MBAH, FPCP, FPCCP
 Medical Center Chief II

Date: 7/19/2022

**QUARTERLY REPORT OF REVENUE AND OTHER RECEIPTS
As at the Quarter Ending June 30, 2022**

Department : Department of Health (DOH)
 Agency : Office of the Secretary
 Operating Unit : 'Amang' Rodriguez Medical Center
 Organization Code (UACS) : 13 001 1400012
 Fund Cluster : 05 - Internally Generated Funds


Classification/Sources of Revenue and Other Receipts	UACS CODE	REVENUE TARGET (Annual) per BESF	Actual Revenue and Other Receipts Collections					Cumulative Remittance/Deposits to Date			Variance		Remarks
			1st Quarter Ending March 31	2nd Quarter Ending June 30	3rd Quarter Ending Sept. 30	4th Quarter Ending Dec. 31	Total	Remittance to BTr	Deposited with AGDB	TOTAL	Amount	%	
1	2	3	4	5	6	7	8=[(6+(-7))-8+9]	9	10	11=(9+10)	12=(8-3)	13=(12/3)	14
Internally Generated Funds		203,662,576.22	42,571,285.57	84,436,553.80	0.00	0.00	127,007,839.37	0.00	126,943,111.23	126,943,111.23	(76,654,736.85)	-38 %	
Revenue Collections		203,662,576.22	42,550,474.99	84,332,235.44	0.00	0.00	126,882,710.43	0.00	126,818,062.29	126,818,062.29	(76,779,865.79)	-38 %	
Cash Revenue		203,662,576.22	42,550,474.99	84,332,235.44	0.00	0.00	126,882,710.43	0.00	126,818,062.29	126,818,062.29	(76,779,865.79)	-38 %	
Non-Tax		203,662,576.22	42,550,474.99	84,332,235.44	0.00	0.00	126,882,710.43	0.00	126,818,062.29	126,818,062.29	(76,779,865.79)	-38 %	
Other Service Income	4020199099	318,191.49	143,565.95	71,406.20	0.00	0.00	214,972.15	0.00	214,972.15	214,972.15	(103,219.34)	-32 %	
Other Sales	4020216099	100,286,889.38	11,680,298.00	21,962,593.25	0.00	0.00	33,642,891.25	0.00	33,642,891.25	33,642,891.25	(66,643,998.13)	-66 %	
Medical Supplies	4020217002	64,447,635.87	21,216,046.03	32,905,069.48	0.00	0.00	54,121,115.51	0.00	54,106,401.83	54,106,401.83	(10,326,520.36)	-16 %	
Medical Fees - Operating Room	4020217003	131,223.93	21,202.90	24,798.43	0.00	0.00	46,001.33	0.00	46,001.33	46,001.33	(85,222.60)	-65 %	
Medical Fees - Radiology	4020217004	8,359,805.42	2,692,527.31	4,847,944.17	0.00	0.00	7,540,471.48	0.00	7,524,621.48	7,524,621.48	(819,333.94)	-10 %	
Medical Fees - Laboratory	4020217005	15,143,296.54	1,613,559.39	12,201,386.96	0.00	0.00	13,814,946.35	0.00	13,794,811.75	13,794,811.75	(1,328,350.19)	-9 %	
Medical Fees - Hemodialysis	4020217006	25,858.98	500.00	0.00	0.00	0.00	500.00	0.00	500.00	500.00	(25,358.98)	-98 %	
Medical Fees - Cardio-Vascular Services	4020217007	690,606.90	362,522.00	503,113.74	0.00	0.00	865,635.74	0.00	864,615.74	864,615.74	175,028.84	25 %	
Medical Fees - Physical Medicine & Rehabilitation Services	4020217009	34,133.00	13,766.00	120,010.00	0.00	0.00	133,776.00	0.00	133,776.00	133,776.00	99,643.00	292 %	
Other Fees	4020217099	14,224,934.71	4,806,487.41	11,695,913.21	0.00	0.00	16,502,400.62	0.00	16,489,470.76	16,489,470.76	2,277,465.91	16 %	
Non-Revenue Collections/Other Receipts		0.00	20,810.58	104,318.36	0.00	0.00	125,128.94	0.00	125,048.94	125,048.94	125,128.94	0 %	
Cash Receipts		0.00	20,810.58	104,318.36	0.00	0.00	125,128.94	0.00	125,048.94	125,048.94	125,128.94	0 %	
Others		0.00	20,810.58	104,318.36	0.00	0.00	125,128.94	0.00	125,048.94	125,048.94	125,128.94	0 %	
Advances for Payroll	1990102000	0.00	1,544.95	23,969.05	0.00	0.00	25,514.00	0.00	25,514.00	25,514.00	25,514.00	0 %	
Advances for Special Disbursing Officer	1990103000	0.00	720.10	60,055.75	0.00	0.00	60,775.85	0.00	60,695.85	60,695.85	60,775.85	0 %	
Due to BIR	2020101000	0.00	3,495.53	12,593.56	0.00	0.00	16,089.09	0.00	16,089.09	16,089.09	16,089.09	0 %	
Trust Liabilities	2040101000	0.00	15,050.00	7,700.00	0.00	0.00	22,750.00	0.00	22,750.00	22,750.00	22,750.00	0 %	
TOTAL		203,662,576.22	42,571,285.57	84,436,553.80	0.00	0.00	127,007,839.37	0.00	126,943,111.23	126,943,111.23	(76,654,736.85)	-38 %	

Certified Correct:


JUNIMARO P. BACULO, CPA
 Accountant IV

Date: 7/19/2022

Recommending Approval:


JUNIMARO P. BACULO, CPA
 Acting - Financial and Management Officer II

Date: 7/19/2022

Approved By:


IMELDA M. MATEO, MD, MBAH, FPCP, FPCCP
 Medical Center Chief II

Date: 7/19/2022


QUARTERLY REPORT OF REVENUE AND OTHER RECEIPTS

As at the Quarter Ending June 30, 2022


Department : Department of Health (DOH)
 Agency : Office of the Secretary
 Operating Unit : 'Amang' Rodriguez Medical Center
 Organization Code (UACS) : 13 001 1400012
 Fund Cluster : 06 - Business Related Funds

Classification/Sources of Revenue and Other Receipts	UACS CODE	REVENUE TARGET (Annual) per BESF	Actual Revenue and Other Receipts Collections					Cumulative Remittance/Deposits to Date			Variance		Remarks
			1st Quarter Ending March 31	2nd Quarter Ending June 30	3rd Quarter Ending Sept. 30	4th Quarter Ending Dec. 31	Total	Remittance to BTr	Deposited with AGDB	TOTAL	Amount	%	
1	2	3	4	5	6	7	8=[{6+(-)7}-8+9]	9	10	11=(9+10)	12=(8-3)	13=(12/3)	14
Business Related Funds		0.00	6,423,334.64	14,161,026.57	0.00	0.00	20,584,361.21	0.00	20,561,277.85	20,561,277.85	20,584,361.21	0 %	
Revenue Collections		0.00	6,423,334.64	14,161,026.57	0.00	0.00	20,584,361.21	0.00	20,561,277.85	20,561,277.85	20,584,361.21	0 %	
Cash Revenue		0.00	6,423,334.64	14,161,026.57	0.00	0.00	20,584,361.21	0.00	20,561,277.85	20,561,277.85	20,584,361.21	0 %	
Non-Tax		0.00	6,423,334.64	14,161,026.57	0.00	0.00	20,584,361.21	0.00	20,561,277.85	20,561,277.85	20,584,361.21	0 %	
Drugs and Medicines	4020217001	0.00	6,423,334.64	14,161,026.57	0.00	0.00	20,584,361.21	0.00	20,561,277.85	20,561,277.85	20,584,361.21	0 %	
TOTAL		0.00	6,423,334.64	14,161,026.57	0.00	0.00	20,584,361.21	0.00	20,561,277.85	20,561,277.85	20,584,361.21	0 %	


Certified Correct:


JUNIMARO P. BACULO, CPA
 Accountant IV
 Date: 7/19/2022

Recommending Approval:


JUNIMARO P. BACULO, CPA
 Acting - Financial and Management Officer II
 Date: 7/19/2022

Approved By:


IMELDA M. MATEO, MD, MBAH, FPCP, FPCCP
 Medical Center Chief II
 Date: 7/19/2022

QUARTERLY REPORT OF REVENUE AND OTHER RECEIPTS
As at the Quarter Ending September 30, 2022

Department : Department of Health (DOH)
Agency : Office of the Secretary
Operating Unit : 'Amang' Rodriguez Medical Center
Organization Code (UACS) : 13 001 1400012
Fund Cluster : 07 - Trust Receipts


Classification/Sources of Revenue and Other Receipts	UACS CODE	REVENUE TARGET (Annual) per BESF	Actual Revenue and Other Receipts Collections					Cumulative Remittance/Deposits to Date			Variance		Remarks
			1st Quarter Ending March 31	2nd Quarter Ending June 30	3rd Quarter Ending Sept. 30	4th Quarter Ending Dec. 31	Total	Remittance to BTr	Deposited with AGDB	TOTAL	Amount	%	
1	2	3	4	5	6	7	8=[{6+(-)7}-8+9]	9	10	11=(9+10)	12=(8-3)	13=(12/3)	14
Trust Receipts		5,443,680.00	7,243,694.99	122,137,582.43	(533,758.15)	0.00	128,847,519.27	890,252.14	127,944,571.33	128,834,823.47	123,403,839.27	2,267 %	
Other Trust Receipts Deposited with the National Treasury		2,721,840.00	154,105.20	376,492.15	359,654.79	0.00	890,252.14	890,252.14	0.00	890,252.14	(1,831,587.86)	-67 %	
Other Sales		0.00	37,500.00	22,500.00	79,900.00	0.00	139,900.00	139,900.00	0.00	139,900.00	139,900.00	0 %	
Other Service Income		2,721,840.00	106,733.20	0.00	0.00	0.00	106,733.20	106,733.20	0.00	106,733.20	(2,615,106.80)	-96 %	
Due to BIR		0.00	1,680.00	0.00	2,240.00	0.00	3,920.00	3,920.00	0.00	3,920.00	3,920.00	0 %	
Advances for Payroll		0.00	5,400.00	237,685.15	9,144.79	0.00	252,229.94	252,229.94	0.00	252,229.94	252,229.94	0 %	
Advances to Special Disbursing Officer		0.00	2,792.00	47,788.50	47,306.15	0.00	97,886.65	97,886.65	0.00	97,886.65	97,886.65	0 %	
Advances to Officers and Employees		0.00	0.00	5,413.60	45,520.00	0.00	50,933.60	50,933.60	0.00	50,933.60	50,933.60	0 %	
Guaranty/Security Deposit Payable		0.00	0.00	18,026.25	166,050.00	0.00	184,076.25	184,076.25	0.00	184,076.25	184,076.25	0 %	
Due to GSIS		0.00	0.00	33,146.15	5,493.85	0.00	38,640.00	38,640.00	0.00	38,640.00	38,640.00	0 %	
Trust Liabilities		0.00	0.00	11,932.50	4,000.00	0.00	15,932.50	15,932.50	0.00	15,932.50	15,932.50	0 %	
Trust Receipts Deposited with Authorized Government Depository Banks (AGDB)		2,721,840.00	7,089,589.79	121,761,090.28	(893,412.94)	0.00	127,957,267.13	0.00	127,944,571.33	127,944,571.33	125,235,427.13	4,601 %	
Other Service Income		2,721,840.00	9,000.00	731,000.00	526,500.00	0.00	1,266,500.00	0.00	1,255,041.74	1,255,041.74	(1,455,340.00)	-53 %	
Advances for Payroll		0.00	25,513.29	53,213.65	34,832.48	0.00	113,559.42	0.00	113,559.42	113,559.42	113,559.42	0 %	
Trust Liabilities		0.00	7,014,723.30	120,837,394.03	(1,540,325.18)	0.00	126,311,792.15	0.00	126,311,792.15	126,311,792.15	126,311,792.15	0 %	
Due to BIR		0.00	40,353.20	139,482.60	85,579.76	0.00	265,415.56	0.00	264,178.02	264,178.02	265,415.56	0 %	
TOTAL		5,443,680.00	7,243,694.99	122,137,582.43	(533,758.15)	0.00	128,847,519.27	890,252.14	127,944,571.33	128,834,823.47	123,403,839.27	2,267 %	

Certified Correct:


JUNIMARO P. BACULO, CPA
 Accountant IV


Date: 10/15/2022

Recommending Approval:


JUNIMARO P. BACULO, CPA
 Acting - Financial and Management Officer II

Date: 10/15/2022

Approved By:


IMELDA M. MATEO, MD, MBAH, FPCP, FPCCP
 Medical Center Chief II


Date: 10/15/2022

QUARTERLY REPORT OF REVENUE AND OTHER RECEIPTS As at the Quarter Ending September 30, 2022

Department : Department of Health (DOH)
Agency : Office of the Secretary
Operating Unit : 'Amang' Rodriguez Medical Center
Organization Code (UACS) : 13 001 140012
Fund Cluster : 05 - Internally Generated Funds


Classification/Sources of Revenue and Other Receipts	UACS CODE	REVENUE TARGET (Annual) per BESF	Actual Revenue and Other Receipts Collections					Cumulative Remittance/Deposits to Date			Variance		Remarks
			1st Quarter Ending March 31	2nd Quarter Ending June 30	3rd Quarter Ending Sept. 30	4th Quarter Ending Dec. 31	Total	Remittance to BTr	Deposited with AGDB	TOTAL	Amount	%	
1	2	3	4	5	6	7	8=[(6+(-)7)-8+9]	9	10	11=(9+10)	12=(8-3)	13=(12/3)	14
Internally Generated Funds		203,662,576.22	42,571,285.57	84,436,553.80	112,736,636.78	0.00	239,744,476.15	0.00	239,668,920.25	239,668,920.25	36,081,899.93	18 %	
Revenue Collections		203,662,576.22	42,550,474.99	84,332,235.44	112,606,709.33	0.00	239,489,419.76	0.00	239,413,863.86	239,413,863.86	35,826,843.54	18 %	
Cash Revenue		203,662,576.22	42,550,474.99	84,332,235.44	112,606,709.33	0.00	239,489,419.76	0.00	239,413,863.86	239,413,863.86	35,826,843.54	18 %	
Non-Tax		203,662,576.22	42,550,474.99	84,332,235.44	112,606,709.33	0.00	239,489,419.76	0.00	239,413,863.86	239,413,863.86	35,826,843.54	18 %	
Other Service Income	4020199099	318,191.49	143,565.95	71,406.20	84,628.66	0.00	299,600.81	0.00	299,600.81	299,600.81	(18,590.68)	-6 %	
Other Sales	4020216099	100,286,889.38	11,680,298.00	21,962,593.25	38,296,527.92	0.00	71,939,419.17	0.00	71,939,419.17	71,939,419.17	(28,347,470.21)	-28 %	
Medical Supplies	4020217002	64,447,635.87	21,216,046.03	32,905,069.48	1,924,423.98	0.00	56,045,539.49	0.00	56,023,232.12	56,023,232.12	(8,402,096.38)	-13 %	
Medical Fees - Operating Room	4020217003	131,223.93	21,202.90	24,798.43	13,645.73	0.00	59,647.06	0.00	59,087.06	59,087.06	(71,576.87)	-55 %	
Medical Fees - Radiology	4020217004	8,359,805.42	2,692,527.31	4,847,944.17	2,147,582.65	0.00	9,688,054.13	0.00	9,677,968.13	9,677,968.13	1,328,248.71	16 %	
Medical Fees - Laboratory	4020217005	15,143,296.54	1,613,559.39	12,201,386.96	25,938,287.57	0.00	39,753,233.92	0.00	39,732,131.32	39,732,131.32	24,609,937.38	163 %	
Medical Fees - Hemodialysis	4020217006	25,858.98	500.00	0.00	0.00	0.00	500.00	0.00	500.00	500.00	(25,358.98)	-98 %	
Medical Fees - Cardio-Vascular Services	4020217007	690,606.90	362,522.00	503,113.74	139,102.80	0.00	1,004,738.54	0.00	1,003,718.54	1,003,718.54	314,131.64	45 %	
Medical Fees - Physical Medicine & Rehabilitation Services	4020217009	34,133.00	13,766.00	120,010.00	70,318.00	0.00	204,094.00	0.00	202,244.00	202,244.00	169,961.00	498 %	
Other Fees	4020217099	14,224,934.71	4,806,487.41	11,695,913.21	43,992,192.02	0.00	60,494,592.64	0.00	60,475,962.71	60,475,962.71	46,269,657.93	325 %	
Non-Revenue Collections/Other Receipts		0.00	20,810.58	104,318.36	129,927.45	0.00	255,056.39	0.00	255,056.39	255,056.39	255,056.39	0 %	
Cash Receipts		0.00	20,810.58	104,318.36	129,927.45	0.00	255,056.39	0.00	255,056.39	255,056.39	255,056.39	0 %	
Others		0.00	20,810.58	104,318.36	129,927.45	0.00	255,056.39	0.00	255,056.39	255,056.39	255,056.39	0 %	
Advances for Payroll	1990102000	0.00	1,544.95	23,969.05	0.00	0.00	25,514.00	0.00	25,514.00	25,514.00	25,514.00	0 %	
Advances for Special Disbursing Officer	1990103000	0.00	720.10	60,055.75	85,850.53	0.00	146,626.38	0.00	146,626.38	146,626.38	146,626.38	0 %	
Due to BIR	2020101000	0.00	3,495.53	12,593.56	33,401.92	0.00	49,491.01	0.00	49,491.01	49,491.01	49,491.01	0 %	
Trust Liabilities	2040101000	0.00	15,050.00	7,700.00	10,675.00	0.00	33,425.00	0.00	33,425.00	33,425.00	33,425.00	0 %	
TOTAL		203,662,576.22	42,571,285.57	84,436,553.80	112,736,636.78	0.00	239,744,476.15	0.00	239,668,920.25	239,668,920.25	36,081,899.93	18 %	

Certified Correct:


JUNIMARO P. BACULO, CPA
 Accountant IV


Date: 10/15/2022

Recommending Approval:


JUNIMARO P. BACULO, CPA
 Acting - Financial and Management Officer II

Date: 10/15/2022

Approved By:


IMELDA M. MATEO, MD, MBAH, FPCP, FPCCP
 Medical Center Chief II

Date: 10/15/2022

QUARTERLY REPORT OF REVENUE AND OTHER RECEIPTS

As at the Quarter Ending September 30, 2022

Department : Department of Health (DOH)
Agency : Office of the Secretary
Operating Unit : 'Amang' Rodriguez Medical Center
Organization Code (UACS) : 13 001 1400012
Fund Cluster : 06 - Business Related Funds

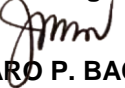
Classification/Sources of Revenue and Other Receipts	UACS CODE	REVENUE TARGET (Annual) per BESF	Actual Revenue and Other Receipts Collections					Cumulative Remittance/Deposits to Date			Variance		Remarks
			1st Quarter Ending March 31	2nd Quarter Ending June 30	3rd Quarter Ending Sept. 30	4th Quarter Ending Dec. 31	Total	Remittance to BTr	Deposited with AGDB	TOTAL	Amount	%	
1	2	3	4	5	6	7	8=[{6+(-)7}-8+9]	9	10	11=(9+10)	12=(8-3)	13=(12/3)	14
Business Related Funds		0.00	6,423,334.64	14,161,026.57	13,846,982.53	0.00	34,431,343.74	0.00	34,409,966.67	34,409,966.67	34,431,343.74	0 %	
Revenue Collections		0.00	6,423,334.64	14,161,026.57	13,846,982.53	0.00	34,431,343.74	0.00	34,409,966.67	34,409,966.67	34,431,343.74	0 %	
Cash Revenue		0.00	6,423,334.64	14,161,026.57	13,846,982.53	0.00	34,431,343.74	0.00	34,409,966.67	34,409,966.67	34,431,343.74	0 %	
Non-Tax		0.00	6,423,334.64	14,161,026.57	13,846,982.53	0.00	34,431,343.74	0.00	34,409,966.67	34,409,966.67	34,431,343.74	0 %	
Drugs and Medicines	4020217001	0.00	6,423,334.64	14,161,026.57	13,846,982.53	0.00	34,431,343.74	0.00	34,409,966.67	34,409,966.67	34,431,343.74	0 %	
TOTAL		0.00	6,423,334.64	14,161,026.57	13,846,982.53	0.00	34,431,343.74	0.00	34,409,966.67	34,409,966.67	34,431,343.74	0 %	

Certified Correct:


JUNIMARO P. BACULO, CPA
 Accountant IV

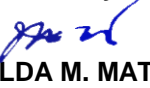
Date: 10/15/2022

Recommending Approval:


JUNIMARO P. BACULO, CPA
 Acting - Financial and Management Officer II

Date: 10/15/2022

Approved By:


IMELDA M. MATEO, MD, MBAH, FPCP, FPCCP
 Medical Center Chief II

Date: 10/15/2022