

**QUARTERLY REPORT OF REVENUE AND OTHER RECEIPTS**  
**As of the Quarter Ending March 31, 2017**  
**(In Pesos)**

Department: Department of Health (DOH)			Agency: Office of the Secretary					Report Status: SUBMITTED						
Operating Unit: 'Amang' Rodriguez Medical Center			Organization Code (UACS): 130011400012											
CLASSIFICATION / SOURCES OF REVENUE AND OTHER RECEIPTS	UACS Code	REVENUE TARGET (Annual)	ACTUAL REVENUE AND OTHER RECEIPTS COLLECTIONS					CUMULATIVE REMITTANCE /DEPOSITS TO DATE			VARIANCE		REMARKS	
			1st Quarter	2nd Quarter	3rd Quarter	4th Quarter	TOTAL	Remittance to BTr	Deposited with AGDB	Total	Amount	%		
1	2	3	4	5	6	7	8=(4+5+6+7)	9	10	11=(9+10)	12=(8-3)	13=(12/3)	14	
General Fund (formerly Fund 101)														
Fines and Penalties - Service Income	4020114000	285,000.00									(285,000.00)	-1		
Other Service Income	4020199099	5,760,406.50	508,208.93				508,208.93		508,208.93	508,208.93	(5,252,197.57)	-0.91		
Other Sales	4020216099	241,807,463.45	36,001,776.40				36,001,776.40		36,001,776.40	36,001,776.40	(205,805,687.05)	-0.85		
Medical Supplies	4020217002	11,249,982.51	3,545,811.39				3,545,811.39		3,545,811.39	3,545,811.39	(7,704,171.12)	-0.68		
Medical Fees - Operating Room	4020217003	3,214,074.57	605,188.84				605,188.84		605,188.84	605,188.84	(2,608,885.73)	-0.81		
Medical Fees - Radiology	4020217004	20,743,087.63	4,638,939.05				4,638,939.05		4,638,939.05	4,638,939.05	(16,104,148.58)	-0.78		
Medical Fees - Laboratory	4020217005	18,131,907.86	4,246,597.30				4,246,597.30		4,246,597.30	4,246,597.30	(13,885,310.56)	-0.77		
Medical Fees - Hemodialysis	4020217006	272,003.18	54,860.00				54,860.00		54,860.00	54,860.00	(217,143.18)	-0.8		
Medical Fees - Cardio-Vascular Services	4020217007	783,980.69	257,179.56				257,179.56		257,179.56	257,179.56	(526,801.13)	-0.67		
Medical Fees - Physical Medicine & Rehabilitation Services	4020217009	1,018,330.50	302,446.00				302,446.00		302,446.00	302,446.00	(715,884.50)	-0.7		
Medical Fees - Pulmonary Services	4020217010	38,673.09	10,255.21				10,255.21		10,255.21	10,255.21	(28,417.88)	-0.73		
Other Fees	4020217099	27,038,820.78	4,820,031.83				4,820,031.83		4,820,031.83	4,820,031.83	(22,218,788.95)	-0.82		
Income from Grants and Donations in Cash	4040201000	16,897,651.98	4,425,385.00				4,425,385.00		4,425,385.00	4,425,385.00	(12,472,266.98)	-0.74		
Special Account in the General Fund (formerly Fund 105, 183, 401, 151-159)														
Off-Budget Accounts (formerly Fund 161 to 164, etc.)														
Custodial Funds (formerly Fund 101-184, 187)														
Guaranty/Security Deposits Payable	2040104000	4,211,000.00	6,332.00				6,332.00	6,332.00		6,332.00	(4,204,668.00)	-1		
<b>TOTAL</b>		<b>351,452,382.74</b>	<b>59,423,011.51</b>				<b>59,423,011.51</b>	<b>6,332.00</b>	<b>59,416,679.51</b>	<b>59,423,011.51</b>	<b>(292,029,371.23)</b>	<b>-0.83</b>		

Certified Correct:



JUNIMAR P. BACULO, CPA  
 Accountant III

Agency Chief Accountant

Date: 06/Apr/2017

Approved By:



EMMANUEL M. BUENO, MD, FPCS  
 Medical Center Chief II

Head of Agency/Department Secretary

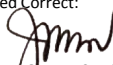
Date: 06/Apr/2017


QUARTERLY REPORT OF REVENUE AND OTHER RECEIPTS  
As of the Quarter Ending March 31, 2017

Department : Department of Health  
Agency : Amang Rodriguez Memorial Medical Center  
Operating Unit :  
Organization Code (UACS) : 13 001 14 00012

CLASSIFICATION/SOURCES OF REVENUE AND OTEHR RECEIPTS	UACS Code	Revenue TARGET (Annual)	ACTUAL REVENUE AND OTHER RECEIPTS COLLECTIONS					CUMULATIVE REMITTANCE/DEPOSITS TO DATE			VARIANCE		Remarks	
			1st Quarter	2nd Quarter	3rd Quarter	4th Quarter	TOTAL	Remitt. to BTr	Deposited with AGDB	Total	Amount	%		
			4	5	6	7	8=(4+5+6+7)	9	10	11=(9+10)	12	13=(12/3)		14
A. General Fund (formerly Fund 101)														
- Tax	4 01 04 010													
- Non-Tax ( Service Income)														
Affiliation Fees	4 02 02 020													
Other Service Income	40201990-99	5,760,406.50	508,208.93				508,208.93		508,208.93	508,208.93	(5,252,197.57)	-91%		
Fines & Penalties - Service Income	4 02 02 140	285,000.00	-				-		-	-	(285,000.00)	-100%		
Business Income														
Sales Revenue	40202160-99	241,807,463.45	36,001,776.40				36,001,776.40		36,001,776.40	36,001,776.40	(205,805,687.05)	-85%		
Hosp. Fee-Medical Supplies	40202170-02	11,249,982.51	3,545,811.39				3,545,811.39		3,545,811.39	3,545,811.39	(7,704,171.12)	-68%		
Hosp Fee- Medical Fees - Operating Room	40202170-03	3,214,074.57	605,188.84				605,188.84		605,188.84	605,188.84	(2,608,885.73)	-81%		
Hosp Fee- Medical Fees - Radiology	40202170-04	20,743,087.63	4,638,939.05				4,638,939.05		4,638,939.05	4,638,939.05	(16,104,148.58)	-78%		
Hosp Fee - Medical Fees - Laboratory	40202170-05	18,131,907.86	4,246,597.30				4,246,597.30		4,246,597.30	4,246,597.30	(13,885,310.56)	-77%		
Hosp. Fee- Medical Fees - Hemodialysis	40202170-06	272,003.18	54,860.00				54,860.00		54,860.00	54,860.00	(217,143.18)	-80%		
Hosp. Fee - Med. Fees - Cardio-Vascular Services	40202170-07	783,980.69	257,179.56				257,179.56		257,179.56	257,179.56	(526,801.13)	-67%		
Hosp. Fee- Med. Fees - Phys. Med. & Rehab. Services	40202170-09	1,018,330.50	302,446.00				302,446.00		302,446.00	302,446.00	(715,884.50)	-70%		
Hosp. Fee - Pulmonary	40202170-10	38,673.09	10,255.21				10,255.21		10,255.21	10,255.21	(28,417.88)	-73%		
Hospital Fee - Other Fees	40202170-99	27,038,820.78	4,820,031.83				4,820,031.83		4,820,031.83	4,820,031.83	(22,218,788.95)	-82%		
Other Income														
Subsidy from other National Government Agencies	40301060-00	-												
Income from Grants & Donations in Cash	4 02 02 200	16,897,651.98	4,425,385.00				4,425,385.00		4,425,385.00	4,425,385.00	(12,472,266.98)	-74%		
Interest Income	4 02 02 210													
Share from Earnings of GOCCs	4 04 01 030													
Other Fines & Penalties	4 02 02 230													
B. Special Account in the General Fund (formerly 105,183,401,151-159)														
- Tax														
- Non-Tax														
C. Off-Budget Accounts (formerly Fund 161 to 164, etc)														
D. Custodial Funds (formerly Fund 101-184, 187)														
Guaranty / Security Deposits Payable	20401040-00	4,211,000.00	6,332.00				6,332.00			6,332.00	(4,204,668.00)	-100%		
<b>Total</b>		<b>351,452,382.74</b>	<b>59,423,011.51</b>				<b>59,423,011.51</b>		<b>6,332.00</b>	<b>59,416,679.51</b>	<b>(292,029,371.23)</b>	<b>-83%</b>		

Prepared by:  
  
MARIAN M. RIN  
Administrative Officer II

Certified Correct:  
  
JUNIMAR P. BACULO, CPA  
Accountant III

Approved by:  
  
EMMANUEL M. BUENO, MD, FPCS  
Medical Center Chief II

**QUARTERLY REPORT OF REVENUE AND OTHER RECEIPTS**  
**As of the Quarter Ending June 30, 2017**  
**(In Pesos)**

Department: Department of Health (DOH)			Agency: Office of the Secretary					Report Status: SUBMITTED					
Operating Unit: 'Amang' Rodriguez Medical Center			Organization Code (UACS): 130011400012										
CLASSIFICATION / SOURCES OF REVENUE AND OTHER RECEIPTS	UACS Code	REVENUE TARGET (Annual)	ACTUAL REVENUE AND OTHER RECEIPTS COLLECTIONS					CUMULATIVE REMITTANCE /DEPOSITS TO DATE			VARIANCE		REMARKS
			1st Quarter	2nd Quarter	3rd Quarter	4th Quarter	TOTAL	Remittance to BTr	Deposited with AGDB	Total	Amount	%	
1	2	3	4	5	6	7	8=(4+5+6+7)	9	10	11=(9+10)	12=(8-3)	13=(12/3)	14
General Fund (formerly Fund 101)													
Fines and Penalties - Service Income	4020114000	285,000.00									(285,000.00)	-1	
Other Service Income	4020199099	5,760,406.50	508,208.93	1,285,614.40			1,793,823.33		1,793,823.33	1,793,823.33	(3,966,583.17)	-0.69	
Other Sales	4020216099	241,807,463.45	36,001,776.40	40,018,742.96			76,020,519.36		76,020,519.36	76,020,519.36	(165,786,944.09)	-0.69	
Medical Supplies	4020217002	11,249,982.51	3,545,811.39	2,995,931.14			6,541,742.53		6,541,742.53	6,541,742.53	(4,708,239.98)	-0.42	
Medical Fees - Operating Room	4020217003	3,214,074.57	605,188.84	355,665.76			960,854.60		960,854.60	960,854.60	(2,253,219.97)	-0.7	
Medical Fees - Radiology	4020217004	20,743,087.63	4,638,939.05	5,033,547.90			9,672,486.95		9,672,486.95	9,672,486.95	(11,070,600.68)	-0.53	
Medical Fees - Laboratory	4020217005	18,131,907.86	4,246,597.30	3,704,847.94			7,951,445.24		7,951,445.24	7,951,445.24	(10,180,462.62)	-0.56	
Medical Fees - Hemodialysis	4020217006	272,003.18	54,860.00	84,207.00			139,067.00		139,067.00	139,067.00	(132,936.18)	-0.49	
Medical Fees - Cardio-Vascular Services	4020217007	783,980.69	257,179.56	232,281.60			489,461.16		489,461.16	489,461.16	(294,519.53)	-0.38	
Medical Fees - Physical Medicine & Rehabilitation Services	4020217009	1,018,330.50	302,446.00	283,025.00			585,471.00		585,471.00	585,471.00	(432,859.50)	-0.43	
Medical Fees - Pulmonary Services	4020217010	38,673.09	10,255.21	10,558.68			20,813.89		20,813.89	20,813.89	(17,859.20)	-0.46	
Other Fees	4020217099	27,038,820.78	4,820,031.83	4,563,750.04			9,383,781.87		9,383,781.87	9,383,781.87	(17,655,038.91)	-0.65	
Subsidy from other National Government Agencies	4030102000			1,000,000.00			1,000,000.00		1,000,000.00	1,000,000.00	1,000,000.00		ASEAN Fund
Income from Grants and Donations in Cash	4040201000	16,897,651.98	4,425,385.00	4,166,665.00			8,592,050.00		8,592,050.00	8,592,050.00	(8,305,601.98)	-0.49	
Special Account in the General Fund (formerly Fund 105, 183, 401, 151-159)													
Off-Budget Accounts (formerly Fund 161 to 164, etc.)													
Custodial Funds (formerly Fund 101-184, 187)													
Guaranty/Security Deposits Payable	2040104000	4,211,000.00	6,332.00				6,332.00	6,332.00		6,332.00	(4,204,668.00)	-1	
<b>TOTAL</b>		<b>351,452,382.74</b>	<b>59,423,011.51</b>	<b>63,734,837.42</b>			<b>123,157,848.93</b>	<b>6,332.00</b>	<b>123,151,516.93</b>	<b>123,157,848.93</b>	<b>(228,294,533.81)</b>	<b>-0.65</b>	

Certified Correct:



JUNIMAR P. BACULO, CPA  
 Accountant III

Agency Chief Accountant

Date: 12/Jul/2017

Approved By:



EMMANUEL M. BUENO, MD, FPCS  
 Medical Center Chief II

Head of Agency/Department Secretary


Date: 13/Jul/2017


QUARTERLY REPORT OF REVENUE AND OTHER RECEIPTS  
As of the Quarter Ending June 30, 2017

Department : Department of Health  
Agency : Amang Rodriguez Memorial Medical Center  
Operating Unit :  
Organization Code (UACS) : 13 001 14 00012

CLASSIFICATION/SOURCES OF REVENUE AND OTEHR RECEIPTS  1	UACS Code  2	Revenue TARGET (Annual)  3	ACTUAL REVENUE AND OTHER RECEIPTS COLLECTIONS					CUMULATIVE REMITTANCE/DEPOSITS TO DATE			VARIANCE		Remarks  14
			1st Quarter  4	2nd Quarter  5	3rd Quarter  6	4th Quarter  7	TOTAL  8=(4+5+6+7)	Remitt. to BTr  9	Deposited with AGDB  10	Total  11=(9+10)	Amount		
											12	% 13=(12/3)	
A. General Fund (formerly Fund 101)													
- Tax	4 01 04 010												
- Non-Tax ( Service Income)													
Affiliation Fees	4 02 02 020												
Other Service Income	40201990-99	5,760,406.50	508,208.93	1,285,614.40			1,793,823.33		1,793,823.33	1,793,823.33	(3,966,583.17)	-69%	
Fines & Penalties - Service Income	4 02 02 140	285,000.00	-	-			-		-	-	(285,000.00)	-100%	
Business Income													
Sales Revenue	40202160-99	241,807,463.45	36,001,776.40	40,018,742.96			76,020,519.36		76,020,519.36	76,020,519.36	(165,786,944.09)	-69%	
Hosp. Fee-Medical Supplies	40202170-02	11,249,982.51	3,545,811.39	2,995,931.14			6,541,742.53		6,541,742.53	6,541,742.53	(4,708,239.98)	-42%	
Hosp Fee- Medical Fees - Operating Room	40202170-03	3,214,074.57	605,188.84	355,665.76			960,854.60		960,854.60	960,854.60	(2,253,219.97)	-70%	
Hosp Fee- Medical Fees - Radiology	40202170-04	20,743,087.63	4,638,939.05	5,033,547.90			9,672,486.95		9,672,486.95	9,672,486.95	(11,070,600.68)	-53%	
Hosp Fee - Medical Fees - Laboratory	40202170-05	18,131,907.86	4,246,597.30	3,704,847.94			7,951,445.24		7,951,445.24	7,951,445.24	(10,180,462.62)	-56%	
Hosp. Fee- Medical Fees - Hemodialysis	40202170-06	272,003.18	54,860.00	84,207.00			139,067.00		139,067.00	139,067.00	(132,936.18)	-49%	
Hosp. Fee - Med. Fees - Cardio-Vascular Services	40202170-07	783,980.69	257,179.56	232,281.60			489,461.16		489,461.16	489,461.16	(294,519.53)	-38%	
Hosp. Fee- Med. Fees - Phys. Med. & Rehab. Services	40202170-09	1,018,330.50	302,446.00	283,025.00			585,471.00		585,471.00	585,471.00	(432,859.50)	-43%	
Hosp. Fee - Pulmonary	40202170-10	38,673.09	10,255.21	10,558.68			20,813.89		20,813.89	20,813.89	(17,859.20)	-46%	
Hospital Fee - Other Fees	40202170-99	27,038,820.78	4,820,031.83	4,563,750.04			9,383,781.87		9,383,781.87	9,383,781.87	(17,655,038.91)	-65%	
Other Income													
Subsidy from other National Government Agencies	40301060-00	-	-	1,000,000.00			1,000,000.00		1,000,000.00	1,000,000.00	1,000,000.00	0%	
Income from Grants & Donations in Cash	4 02 02 200	16,897,651.98	4,425,385.00	4,166,665.00			8,592,050.00		8,592,050.00	8,592,050.00	(8,305,601.98)	-49%	
Interest Income	4 02 02 210											0%	
Share from Earnings of GOCCs	4 04 01 030												
Other Fines & Penalties	4 02 02 230												
B. Special Account in the General Fund (formerly 105,183,401,151-159)													
- Tax													
- Non-Tax													
C. Off-Budget Accounts (formerly Fund 161 to 164, etc)													
D. Custodial Funds (formerly Fund 101-184, 187)													
Guaranty / Security Deposits Payable	20401040-00	4,211,000.00	6,332.00	-			6,332.00	6,332.00	-	6,332.00	(4,204,668.00)	-100%	
<b>Total</b>		<b>351,452,382.74</b>	<b>59,423,011.51</b>	<b>63,734,837.42</b>			<b>123,157,848.93</b>	<b>6,332.00</b>	<b>123,151,516.93</b>	<b>123,157,848.93</b>	<b>(228,294,533.81)</b>	<b>-65%</b>	

Prepared by:  
  
MARIANNE M. RIN  
Administrative Officer II

Certified Correct:  
  
JUNIMAR P. BACULO, CPA  
Accountant III

Approved by:  
  
EMMANUEL M. BUENO, MD, FPCS  
Medical Center Chief II

**QUARTERLY REPORT OF REVENUE AND OTHER RECEIPTS**  
**As of the Quarter Ending September 30, 2017**  
**(In Pesos)**

Department: Department of Health (DOH)			Agency: Office of the Secretary					Report Status: SUBMITTED					
Operating Unit: 'Amang' Rodriguez Medical Center			Organization Code (UACS): 130011400012										
CLASSIFICATION / SOURCES OF REVENUE AND OTHER RECEIPTS	UACS Code	REVENUE TARGET (Annual)	ACTUAL REVENUE AND OTHER RECEIPTS COLLECTIONS					CUMULATIVE REMITTANCE /DEPOSITS TO DATE			VARIANCE		REMARKS
			1st Quarter	2nd Quarter	3rd Quarter	4th Quarter	TOTAL	Remittance to BTr	Deposited with AGDB	Total	Amount	%	
1	2	3	4	5	6	7	8=(4+5+6+7)	9	10	11=(9+10)	12=(8-3)	13=(12/3)	14
General Fund (formerly Fund 101)													
Fines and Penalties - Service Income	4020114000	285,000.00									(285,000.00)	-1	
Other Service Income	4020199099	5,760,406.50	508,208.93	1,285,614.40	590,685.50		2,384,508.83		2,384,508.83	2,384,508.83	(3,375,897.67)	-0.59	
Other Sales	4020216099	241,807,463.45	36,001,776.40	40,018,742.96	38,727,878.13		114,748,397.49		114,748,397.49	114,748,397.49	(127,059,065.96)	-0.53	
Medical Supplies	4020217002	11,249,982.51	3,545,811.39	2,995,931.14	8,729,943.64		15,271,686.17		15,271,686.17	15,271,686.17	4,021,703.66	0.36	
Medical Fees - Operating Room	4020217003	3,214,074.57	605,188.84	355,665.76	510,705.01		1,471,559.61		1,471,559.61	1,471,559.61	(1,742,514.96)	-0.54	
Medical Fees - Radiology	4020217004	20,743,087.63	4,638,939.05	5,033,547.90	4,815,496.10		14,487,983.05		14,487,983.05	14,487,983.05	(6,255,104.58)	-0.3	
Medical Fees - Laboratory	4020217005	18,131,907.86	4,246,597.30	3,704,847.94	3,879,169.93		11,830,615.17		11,830,615.17	11,830,615.17	(6,301,292.69)	-0.35	
Medical Fees - Hemodialysis	4020217006	272,003.18	54,860.00	84,207.00	26,350.60		165,417.60		165,417.60	165,417.60	(106,585.58)	-0.39	
Medical Fees - Cardio-Vascular Services	4020217007	783,980.69	257,179.56	232,281.60	178,591.68		668,052.84		668,052.84	668,052.84	(115,927.85)	-0.15	
Medical Fees - Physical Medicine & Rehabilitation Services	4020217009	1,018,330.50	302,446.00	283,025.00	302,445.00		887,916.00		887,916.00	887,916.00	(130,414.50)	-0.13	
Medical Fees - Pulmonary Services	4020217010	38,673.09	10,255.21	10,558.68	9,052.00		29,865.89		29,865.89	29,865.89	(8,807.20)	-0.23	
Other Fees	4020217099	27,038,820.78	4,820,031.83	4,563,750.04	4,897,073.27		14,280,855.14		14,280,855.14	14,280,855.14	(12,757,965.64)	-0.47	
Subsidy from other National Government Agencies	4030102000			1,000,000.00			1,000,000.00		1,000,000.00	1,000,000.00	1,000,000.00		ASEAN Fund
Income from Grants and Donations in Cash	4040201000	16,897,651.98	4,425,385.00	4,166,665.00	3,284,901.50		11,876,951.50		11,876,951.50	11,876,951.50	(5,020,700.48)	-0.3	
Special Account in the General Fund (formerly Fund 105, 183, 401, 151-159)													
Off-Budget Accounts (formerly Fund 161 to 164, etc.)													
Custodial Funds (formerly Fund 101-184, 187)													
Guaranty/Security Deposits Payable	2040104000	4,211,000.00	6,332.00		262,680.85		269,012.85	269,012.85		269,012.85	(3,941,987.15)	-0.94	
<b>TOTAL</b>		<b>351,452,382.74</b>	<b>59,423,011.51</b>	<b>63,734,837.42</b>	<b>66,214,973.21</b>		<b>189,372,822.14</b>	<b>269,012.85</b>	<b>189,103,809.29</b>	<b>189,372,822.14</b>	<b>(162,079,560.60)</b>	<b>-0.46</b>	

Certified Correct:




JUNIMARO P. BACULO, CPA  
 Accountant III

Agency Chief Accountant

Date: 11/Oct/2017

Approved By:



Joanna V. Remo, MD, MHA, FPPS  
 OIC-Medical Center Chief II  
 Head of Agency/Department Secretary


Date:


QUARTERLY REPORT OF REVENUE AND OTHER RECEIPTS  
As of the Quarter Ending September 30, 2017

Department : Department of Health  
Agency : Amang Rodriguez Memorial Medical Center  
Operating Unit :  
Organization Code (UACS) : 13 001 14 00012

CLASSIFICATION/SOURCES OF REVENUE AND OTHER RECEIPTS 1	UACS 2	Revenue TARGET (Annual) 3	ACTUAL REVENUE AND OTHER RECEIPTS COLLECTIONS					CUMULATIVE REMITTANCE/DEPOSITS TO DATE			VARIANCE		Remarks 14
			1st Quarter 4	2nd Quarter 5	3rd Quarter 6	4th Quarter 7	TOTAL 8=(4+5+6+7)	Remitt. to BTr 9	Deposited with AGDB 10	Total 11=(9+10)	Amount	%	
											12	13=(12/3)	
A. General Fund (formerly Fund 101)													
- Tax	4 01 04 010							-					
- Non-Tax ( Service Income)								-					
Affiliation Fees	4 02 02 020												
Other Service Income	40201990-99	5,760,406.50	508,208.93	1,285,614.40	590,685.50	-	2,384,508.83		2,384,508.83	2,384,508.83	(3,375,897.67)	-59%	
Fines & Penalties - Service Income	4 02 02 140	285,000.00	-	-	-	-	-		-	-	(285,000.00)	-100%	
Business Income													
Sales Revenue	40202160-99	241,807,463.45	36,001,776.40	40,018,742.96	38,727,878.13	-	114,748,397.49		114,748,397.49	114,748,397.49	(127,059,065.96)	-53%	
Hosp. Fee-Medical Supplies	40202170-02	11,249,982.51	3,545,811.39	2,995,931.14	8,729,943.64	-	15,271,686.17		15,271,686.17	15,271,686.17	4,021,703.66	36%	
Hosp Fee- Medical Fees - Operating Room	40202170-03	3,214,074.57	605,188.84	355,665.76	510,705.01	-	1,471,559.61		1,471,559.61	1,471,559.61	(1,742,514.96)	-54%	
Hosp Fee- Medical Fees - Radiology	40202170-04	20,743,087.63	4,638,939.05	5,033,547.90	4,815,496.10	-	14,487,983.05		14,487,983.05	14,487,983.05	(6,255,104.58)	-30%	
Hosp Fee - Medical Fees - Laboratory	40202170-05	18,131,907.86	4,246,597.30	3,704,847.94	3,879,169.93	-	11,830,615.17		11,830,615.17	11,830,615.17	(6,301,292.69)	-35%	
Hosp. Fee- Medical Fees - Hemodialysis	40202170-06	272,003.18	54,860.00	84,207.00	26,350.60	-	165,417.60		165,417.60	165,417.60	(106,585.58)	-39%	
Hosp. Fee - Med. Fees - Cardio-Vascular Services	40202170-07	783,980.69	257,179.56	232,281.60	178,591.68	-	668,052.84		668,052.84	668,052.84	(115,927.85)	-15%	
Hosp. Fee- Med. Fees - Phys. Med. & Rehab. Services	40202170-09	1,018,330.50	302,446.00	283,025.00	302,445.00	-	887,916.00		887,916.00	887,916.00	(130,414.50)	-13%	
Hosp. Fee - Pulmonary	40202170-10	38,673.09	10,255.21	10,558.68	9,052.00	-	29,865.89		29,865.89	29,865.89	(8,807.20)	-23%	
Hospital Fee - Other Fees	40202170-99	27,038,820.78	4,820,031.83	4,563,750.04	4,897,073.27	-	14,280,855.14		14,280,855.14	14,280,855.14	(12,757,965.64)	-47%	
Other Income													
Subsidy from other National Government Agencies	40301060-00	-	-	1,000,000.00	-	-	1,000,000.00		1,000,000.00	1,000,000.00	1,000,000.00	0%	
Income from Grants & Donations in Cash	4 02 02 200	16,897,651.98	4,425,385.00	4,166,665.00	3,284,901.50	-	11,876,951.50		11,876,951.50	11,876,951.50	(5,020,700.48)	-30%	
Interest Income	4 02 02 210												0%
Share from Earnings of GOCCs	4 04 01 030												
Other Fines & Penalties	4 02 02 230												
B. Special Account in the General Fund (formerly 105,183,401,151-159)													
- Tax													
- Non-Tax													
C. Off-Budget Accounts (formerly Fund 161 to 164, etc)													
D. Custodial Funds (formerly Fund 101-184, 187)													
Guaranty / Security Deposits Payable	20401040-00	4,211,000.00	6,332.00	-	262,680.85	-	269,012.85	269,012.85	-	269,012.85	(3,941,987.15)	-94%	
<b>Total</b>		<b>351,452,382.74</b>	<b>59,423,011.51</b>	<b>63,734,837.42</b>	<b>66,214,973.21</b>	<b>-</b>	<b>189,372,822.14</b>	<b>269,012.85</b>	<b>189,103,809.29</b>	<b>189,372,822.14</b>	<b>(162,079,560.60)</b>	<b>-46%</b>	

Prepared by:  
  
MARIAN M. RIN  
Administrative Office II


Certified Correct:  
  
JUNIMARO P. BACULO, CPA  
Accountant IV

Approved by:  
  
JOANNA V. REMO, MD, MHA, FPPS  
OIC - Medical Center Chief II

**QUARTERLY REPORT OF REVENUE AND OTHER RECEIPTS**  
**As of the Quarter Ending December 31, 2017**  
**(In Pesos)**

Department: Department of Health (DOH)			Agency: Office of the Secretary					Report Status: APPROVED					
Operating Unit: 'Amang' Rodriguez Medical Center			Organization Code (UACS): 130011400012										
CLASSIFICATION / SOURCES OF REVENUE AND OTHER RECEIPTS	UACS Code	REVENUE TARGET (Annual)	ACTUAL REVENUE AND OTHER RECEIPTS COLLECTIONS					CUMULATIVE REMITTANCE /DEPOSITS TO DATE			VARIANCE		REMARKS
			1st Quarter	2nd Quarter	3rd Quarter	4th Quarter	TOTAL	Remittance to BTr	Deposited with AGDB	Total	Amount	%	
1	2	3	4	5	6	7	8=(4+5+6+7)	9	10	11=(9+10)	12=(8-3)	13=(12/3)	14
General Fund (formerly Fund 101)													
Fines and Penalties - Service Income	4020114000	285,000.00									(285,000.00)	-1	
Other Service Income	4020199099	5,760,406.50	508,208.93	1,285,614.40	590,685.50	991,185.65	3,375,694.48		3,375,694.48	3,375,694.48	(2,384,712.02)	-0.41	
Other Sales	4020216099	241,807,463.45	36,001,776.40	40,018,742.96	38,727,878.13	43,816,691.90	158,565,089.39		158,565,089.39	158,565,089.39	(83,242,374.06)	-0.34	
Medical Supplies	4020217002	11,249,982.51	3,545,811.39	2,995,931.14	8,729,943.64	2,265,074.38	17,536,760.55		17,536,760.55	17,536,760.55	6,286,778.04	0.56	
Medical Fees - Operating Room	4020217003	3,214,074.57	605,188.84	355,665.76	510,705.01	460,182.95	1,931,742.56		1,931,742.56	1,931,742.56	(1,282,332.01)	-0.4	
Medical Fees - Radiology	4020217004	20,743,087.63	4,638,939.05	5,033,547.90	4,815,496.10	2,642,663.80	17,130,646.85		17,130,646.85	17,130,646.85	(3,612,440.78)	-0.17	
Medical Fees - Laboratory	4020217005	18,131,907.86	4,246,597.30	3,704,847.94	3,879,169.93	3,331,033.77	15,161,648.94		15,161,648.94	15,161,648.94	(2,970,258.92)	-0.16	
Medical Fees - Hemodialysis	4020217006	272,003.18	54,860.00	84,207.00	26,350.60	62,170.90	227,588.50		227,588.50	227,588.50	(44,414.68)	-0.16	
Medical Fees - Cardio-Vascular Services	4020217007	783,980.69	257,179.56	232,281.60	178,591.68	166,965.92	835,018.76		835,018.76	835,018.76	51,038.07	0.07	
Medical Fees - Physical Medicine & Rehabilitation Services	4020217009	1,018,330.50	302,446.00	283,025.00	302,445.00	222,180.00	1,110,096.00		1,110,096.00	1,110,096.00	91,765.50	0.09	
Medical Fees - Pulmonary Services	4020217010	38,673.09	10,255.21	10,558.68	9,052.00	23,299.04	53,164.93		53,164.93	53,164.93	14,491.84	0.37	
Other Fees	4020217099	27,038,820.78	4,820,031.83	4,563,750.04	4,897,073.27	4,470,154.47	18,751,009.61		18,751,009.61	18,751,009.61	(8,287,811.17)	-0.31	
Subsidy from other National Government Agencies	4030102000			1,000,000.00			1,000,000.00		1,000,000.00	1,000,000.00	1,000,000.00		ASEAN Fund
Income from Grants and Donations in Cash	4040201000	16,897,651.98	4,425,385.00	4,166,665.00	3,284,901.50	773,420.00	12,650,371.50		12,650,371.50	12,650,371.50	(4,247,280.48)	-0.25	
Special Account in the General Fund (formerly Fund 105, 183, 401, 151-159)													
Off-Budget Accounts (formerly Fund 161 to 164, etc.)													
Custodial Funds (formerly Fund 101-184, 187)													
Guaranty/Security Deposits Payable	2040104000	4,211,000.00	6,332.00		262,680.85	286,554.00	555,566.85	555,566.85		555,566.85	(3,655,433.15)	-0.87	
<b>TOTAL</b>		<b>351,452,382.74</b>	<b>59,423,011.51</b>	<b>63,734,837.42</b>	<b>66,214,973.21</b>	<b>59,511,576.78</b>	<b>248,884,398.92</b>	<b>555,566.85</b>	<b>248,328,832.07</b>	<b>248,884,398.92</b>	<b>(102,567,983.82)</b>	<b>-0.29</b>	

Certified Correct:




JUNIMAR P. BACULO, CPA  
 Accountant III

Agency Chief Accountant

Date: 09/Jan/2018

Approved By:



Joanna V. Remo, MD, MHA, FPPS  
 OIC-Medical Center Chief II

Head of Agency/Department Secretary


Date: 09/Jan/2018


QUARTERLY REPORT OF REVENUE AND OTHER RECEIPTS  
As of the Quarter Ending December 31, 2017

Department : Department of Health  
Agency : Amang Rodriguez Memorial Medical Center  
Operating Unit :  
Organization Code (UACS) : 13 001 14 00012

CLASSIFICATION/SOURCES OF REVENUE AND OTEHR RECEIPTS  1	UACS Code  2	Revenue TARGET (Annual)  3	ACTUAL REVENUE AND OTHER RECEIPTS COLLECTIONS					CUMULATIVE REMITTANCE/DEPOSITS TO DATE			VARIANCE		Remarks  14	
			1st Quarter  4	2nd Quarter  5	3rd Quarter  6	4th Quarter  7	TOTAL  8=(4+5+6+7)	Remitt. to BTr  9	Deposited with AGDB  10	Total  11=(9+10)	Amount  12	%  13=(12/3)		
A. General Fund (formerly Fund 101)														
- Tax	4 01 04 010							-						
- Non-Tax ( Service Income)								-						
Affiliation Fees	4 02 02 020									-				
Other Service Income	40201990-99	5,760,406.50	508,208.93	1,285,614.40	590,685.50	991,185.65	3,375,694.48		3,375,694.48	3,375,694.48	(2,384,712.02)	-41%		
Fines & Penalties - Service Income	4 02 02 140	285,000.00	-	-	-	-	-			-	(285,000.00)	-100%		
Business Income														
Sales Revenue	40202160-99	241,807,463.45	36,001,776.40	40,018,742.96	38,727,878.13	43,816,691.90	158,565,089.39		158,565,089.39	158,565,089.39	(83,242,374.06)	-34%		
Hosp. Fee-Medical Supplies	40202170-02	11,249,982.51	3,545,811.39	2,995,931.14	8,729,943.64	2,265,074.38	17,536,760.55		17,536,760.55	17,536,760.55	6,286,778.04	56%		
Hosp Fee- Medical Fees - Operating Room	40202170-03	3,214,074.57	605,188.84	355,665.76	510,705.01	460,182.95	1,931,742.56		1,931,742.56	1,931,742.56	(1,282,332.01)	-40%		
Hosp Fee- Medical Fees - Radiology	40202170-04	20,743,087.63	4,638,939.05	5,033,547.90	4,815,496.10	2,642,663.80	17,130,646.85		17,130,646.85	17,130,646.85	(3,612,440.78)	-17%		
Hosp Fee - Medical Fees - Laboratory	40202170-05	18,131,907.86	4,246,597.30	3,704,847.94	3,879,169.93	3,331,033.77	15,161,648.94		15,161,648.94	15,161,648.94	(2,970,258.92)	-16%		
Hosp. Fee- Medical Fees - Hemodialysis	40202170-06	272,003.18	54,860.00	84,207.00	26,350.60	62,170.90	227,588.50		227,588.50	227,588.50	(44,414.68)	-16%		
Hosp. Fee - Med. Fees - Cardio-Vascular Services	40202170-07	783,980.69	257,179.56	232,281.60	178,591.68	166,965.92	835,018.76		835,018.76	835,018.76	51,038.07	7%		
Hosp. Fee- Med. Fees - Phys. Med. & Rehab. Services	40202170-09	1,018,330.50	302,446.00	283,025.00	302,445.00	222,180.00	1,110,096.00		1,110,096.00	1,110,096.00	91,765.50	9%		
Hosp. Fee - Pulmonary	40202170-10	38,673.09	10,255.21	10,558.68	9,052.00	23,299.04	53,164.93		53,164.93	53,164.93	14,491.84	37%		
Hospital Fee - Other Fees	40202170-99	27,038,820.78	4,820,031.83	4,563,750.04	4,897,073.27	4,470,154.47	18,751,009.61		18,751,009.61	18,751,009.61	(8,287,811.17)	-31%		
Other Income			-	-	-	-	-		-	-	-	-		
Subsidy from other National Government Agencies	40301060-00	-	-	1,000,000.00	-	-	1,000,000.00		1,000,000.00	1,000,000.00	1,000,000.00	0%	ASEAN Fun	
Income from Grants & Donations in Cash	4 02 02 200	16,897,651.98	4,425,385.00	4,166,665.00	3,284,901.50	773,420.00	12,650,371.50		12,650,371.50	12,650,371.50	(4,247,280.48)	-25%		
Interest Income	4 02 02 210		-	-	-	-	-		-	-	-	0%		
Share from Earnings of GOCCs	4 04 01 030		-	-	-	-	-		-	-	-			
Other Fines & Penalties	4 02 02 230		-	-	-	-	-		-	-	-			
B. Special Account in the General Fund (formerly 105,183,401,151-159)														
- Tax														
- Non-Tax														
C. Off-Budget Accounts (formerly Fund 161 to 164, etc)														
D. Custodial Funds (formerly Fund 101-184, 187)														
Guaranty / Security Deposits Payable	20401040-00	4,211,000.00	6,332.00	-	262,680.85	286,554.00	555,566.85	555,566.85		555,566.85	(3,655,433.15)	-87%		
<b>Total</b>		<b>351,452,382.74</b>	<b>59,423,011.51</b>	<b>63,734,837.42</b>	<b>66,214,973.21</b>	<b>59,511,576.78</b>	<b>248,884,398.92</b>	<b>555,566.85</b>	<b>248,328,832.07</b>	<b>248,884,398.92</b>	<b>(102,567,983.82)</b>	<b>-29%</b>		

Prepared by:  
  
MARIANNE M. RIN  
Administrative Officer II

Certified Correct:  
  
JUNIMAR P. BACULO, CPA  
Accountant IV

Approved by:  
  
JOANNA V. REMO, MD, MHA, FPPS  
OIC - Medical Center Chief II