

STATEMENT OF APPROPRIATIONS, ALLOTMENTS, OBLIGATIONS, DISBURSEMENTS AND BALANCES

As of the Quarter Ending March 31, 2017

Department: Department of Health (DOH)

Agency: Office of the Secretary

Operating Unit: 'Amang' Rodriguez Medical Center

Organization Code (UACS): 130011400012

Fund Cluster: 01 - Regular Agency Fund

Authorization: 01 - Current Year Appropriations

Report Status: APPROVED

Particulars	UACS CODE	Appropriation			Allotments					Current Year Obligations					Current Year Disbursements					Balances			
		Authorized Appropriation	Adjustments (Transfer To/From, Realignment)	Adjusted Appropriations	Allotments Received	Adjustments (Withdrawal, Realignment)	Transfer To	Transfer From	Adjusted Total Allotments	1st Quarter Ending March 31	2nd Quarter Ending June 30	3rd Quarter Ending Sept. 30	4th Quarter Ending Dec. 31	Total	1st Quarter Ending March 31	2nd Quarter Ending June 30	3rd Quarter Ending Sept. 30	4th Quarter Ending Dec. 31	Total	Unreleased Appropriations	Unobligated Allotment	Unpaid Obligations (15-20) = (23+24)	
																						Due and Demandable	Not Yet Due and Demandable
1	2	3	4	5=(3+4)	6	7	8	9	10=(8+(-9)+(-8)+9)	11	12	13	14	15=(11+12+13+14)	16	17	18	19	20=(16+17+18+19)	21=(3-10)	22=(10-15)	23	24
I. Agency Specific Budget																							
Budgets of National Government Agencies	01101101																						
General Administration and Support	00000100000000		158,959,000.00	158,959,000.00																158,959,000.00			
Administration of Personnel Benefits	10300100020000		158,959,000.00	158,959,000.00																158,959,000.00			
PS			158,959,000.00	158,959,000.00																158,959,000.00			
Operations	00000300000000	443,904,000.00	30,753,000.00	474,657,000.00	443,904,000.00			30,753,000.00	474,657,000.00	107,897,602.31				107,897,602.31	89,544,368.55				89,544,368.55		366,759,397.69	7,492,593.32	10,860,640.44
MFO 2: TECHNICAL SUPPORT SERVICES	00000302000000	50,000,000.00		50,000,000.00	50,000,000.00				50,000,000.00												50,000,000.00		
Health Facilities Enhancement Program (HFEP)	00000302090000	50,000,000.00		50,000,000.00	50,000,000.00				50,000,000.00												50,000,000.00		
Special Hospitals, Medical Centers and Institutes for Disease Prevention and Control	22300302090004	50,000,000.00		50,000,000.00	50,000,000.00				50,000,000.00												50,000,000.00		
CO		50,000,000.00		50,000,000.00	50,000,000.00				50,000,000.00												50,000,000.00		
MFO 3: HOSPITAL SERVICES	00000303000000	393,904,000.00	30,753,000.00	424,657,000.00	393,904,000.00			30,753,000.00	424,657,000.00	107,897,602.31				107,897,602.31	89,544,368.55				89,544,368.55		316,759,397.69	7,492,593.32	10,860,640.44
Operation of Special Hospitals, Medical Centers and Institutes for Disease Prevention and Control	22300303020000	393,904,000.00	30,753,000.00	424,657,000.00	393,904,000.00			30,753,000.00	424,657,000.00	107,897,602.31				107,897,602.31	89,544,368.55				89,544,368.55		316,759,397.69	7,492,593.32	10,860,640.44
PS		313,156,000.00	13,783,000.00	326,939,000.00	313,156,000.00			13,783,000.00	326,939,000.00	81,709,043.05				81,709,043.05	75,794,020.51				75,794,020.51		245,229,956.95	5,915,022.54	
MOOE		80,748,000.00	16,970,000.00	97,718,000.00	80,748,000.00			16,970,000.00	97,718,000.00	26,188,559.26				26,188,559.26	13,750,348.04				13,750,348.04		71,529,440.74	1,577,570.78	10,860,640.44
Sub-Total, Agency-Specific		443,904,000.00	159,712,000.00	603,616,000.00	443,904,000.00			30,753,000.00	474,657,000.00	107,897,602.31				107,897,602.31	89,544,368.55				89,544,368.55	158,959,000.00	366,759,397.69	7,492,593.32	10,860,640.44
PS		313,156,000.00	172,742,000.00	485,898,000.00	313,156,000.00			13,783,000.00	326,939,000.00	81,709,043.05				81,709,043.05	75,794,020.51				75,794,020.51	158,959,000.00	245,229,956.95	5,915,022.54	
MOOE		80,748,000.00	16,970,000.00	97,718,000.00	80,748,000.00			16,970,000.00	97,718,000.00	26,188,559.26				26,188,559.26	13,750,348.04				13,750,348.04		71,529,440.74	1,577,570.78	10,860,640.44
Fin Ex																							
CO		50,000,000.00		50,000,000.00	50,000,000.00				50,000,000.00												50,000,000.00		
II. Automatic Appropriations																							
Retirement and Life Insurance Premiums	01104102																						
Operations	00000300000000	26,678,000.00		26,678,000.00	26,678,000.00				26,678,000.00	6,126,028.68				6,126,028.68	6,126,028.68				6,126,028.68		20,551,971.32		
MFO 3: HOSPITAL SERVICES	00000303000000	26,678,000.00		26,678,000.00	26,678,000.00				26,678,000.00	6,126,028.68				6,126,028.68	6,126,028.68				6,126,028.68		20,551,971.32		
Operation of Special Hospitals, Medical Centers and Institutes for Disease Prevention and Control	22300303020000	26,678,000.00		26,678,000.00	26,678,000.00				26,678,000.00	6,126,028.68				6,126,028.68	6,126,028.68				6,126,028.68		20,551,971.32		
PS		26,678,000.00		26,678,000.00	26,678,000.00				26,678,000.00	6,126,028.68				6,126,028.68	6,126,028.68				6,126,028.68		20,551,971.32		
Sub-Total, Automatic Appropriations		26,678,000.00		26,678,000.00	26,678,000.00				26,678,000.00	6,126,028.68				6,126,028.68	6,126,028.68				6,126,028.68		20,551,971.32		
PS		26,678,000.00		26,678,000.00	26,678,000.00				26,678,000.00	6,126,028.68				6,126,028.68	6,126,028.68				6,126,028.68		20,551,971.32		
MOOE																							
Fin Ex																							
CO																							
III. Special Purpose Fund																							
Sub-Total, SPF																							
PS																							
MOOE																							
Fin Ex																							
CO																							
GRAND TOTAL		470,582,000.00	159,712,000.00	630,294,000.00	470,582,000.00			30,753,000.00	501,335,000.00	114,023,630.99				114,023,630.99	95,670,397.23				95,670,397.23	158,959,000.00	387,311,369.01	7,492,593.32	10,860,640.44
PS		339,834,000.00	172,742,000.00	512,576,000.00	339,834,000.00			13,783,000.00	353,617,000.00	87,835,071.73				87,835,071.73	81,920,049.19				81,920,049.19	158,959,000.00	265,781,929.27	5,915,022.54	
MOOE		80,748,000.00	16,970,000.00	97,718,000.00	80,748,000.00			16,970,000.00	97,718,000.00	26,188,559.26				26,188,559.26	13,750,348.04				13,750,348.04		71,529,440.74	1,577,570.78	10,860,640.44
Fin Ex																							
CO		50,000,000.00		50,000,000.00	50,000,000.00				50,000,000.00												50,000,000.00		

Certified Correct:


De Guzman, Shielia

Budget Officer

Date: 10/Apr/2017

Certified Correct:


JUNIMIRO BACULO, CPA
ACCOUNTANT III

Chief Accountant
Date: 10/Apr/2017

Recommended By:


JOCELYN S. CASIDA, CPA, MBA
Financial and Management Officer II

Director, FMS

Date: 10/Apr/2017

Approved By:


Bueno, Emmanuel

Agency Head/Department


Date: 10/Apr/2017

This report was generated using the Unified Reporting System

Particulars	UACS CODE	Appropriation			Allotments					Current Year Obligations					Current Year Disbursements					Balances			
		Authorized Appropriation	Adjustments (Transfer (To)/From, Realignment)	Adjusted Appropriations	Allotments Received	Adjustments (Withdrawal, Realignment)	Transfer To	Transfer From	Adjusted Total Allotments	1st Quarter Ending March 31	2nd Quarter Ending June 30	3rd Quarter Ending Sept. 30	4th Quarter Ending Dec. 31	Total	1st Quarter Ending March 31	2nd Quarter Ending June 30	3rd Quarter Ending Sept. 30	4th Quarter Ending Dec. 31	Total	Unreleased Appropriations	Unobligated Allotment	Unpaid Obligations (15-20) = (23+24)	
																						Due and Demandable	Not Yet Due and Demandable
1	2	3	4	5=(3+4)	6	7	8	9	10=(8+10+11+12+13+14)	11	12	13	14	15=(11+12+13+14)	16	17	18	19	20=(16+17+18+19)	21=(5-10)	22=(6-15)	23	24
I. Agency Specific Budget																							
Health Budgets of National Government Agencies	01102101																						
Operations	00000300000000	1,317,785.56	3,542,158.51	4,859,944.07	1,317,785.56			3,542,158.51	4,859,944.07	999,777.25				999,777.25	614,709.19				614,709.19		3,860,166.62		385,068.06
MFO 1: HEALTH SECTOR POLICY SERVICES	00000301000000		500,000.00	500,000.00				500,000.00	500,000.00	379,720.00				379,720.00							120,280.00		379,720.00
Formulation and Development of National Health Policies and Plans Including Essential National Health Research	00000301010000		500,000.00	500,000.00				500,000.00	500,000.00	379,720.00				379,720.00							120,280.00		379,720.00
National Pharmaceutical Policy Development including provision of drugs and medicines, medical and dental supplies to make affordable quality drugs available	221003010100004		500,000.00	500,000.00				500,000.00	500,000.00	379,720.00				379,720.00							120,280.00		379,720.00
MOOE			500,000.00	500,000.00				500,000.00	500,000.00	379,720.00				379,720.00							120,280.00		379,720.00
MFO 2: TECHNICAL SUPPORT SERVICES	00000302000000	1,317,785.56	2,942,070.76	4,259,856.32	1,317,785.56			2,942,070.76	4,259,856.32	519,969.50				519,969.50	514,621.44				514,621.44		3,739,886.82		5,348.06
Disease Prevention and Control	000003020400000		1,878,990.13	1,878,990.13				1,878,990.13	1,878,990.13	368,830.84				368,830.84	361,815.20				361,815.20		1,512,159.28		5,015.64
Elimination of diseases as public health threat such as malaria, schistosomiasis, leprosy and filariasis	224003020400003		308,509.51	308,509.51				308,509.51	308,509.51												308,509.51		
MOOE			308,509.51	308,509.51				308,509.51	308,509.51												308,509.51		
TB Control	224003020400008		1,570,480.62	1,570,480.62				1,570,480.62	1,570,480.62	368,830.84				368,830.84	361,815.20				361,815.20		1,203,649.78		5,015.64
MOOE			1,570,480.62	1,570,480.62				1,570,480.62	1,570,480.62	368,830.84				368,830.84	361,815.20				361,815.20		1,203,649.78		5,015.64
Family Health and Responsible Parenting	224003020900000		35,975.00	35,975.00				35,975.00	35,975.00												35,975.00		
MOOE			35,975.00	35,975.00				35,975.00	35,975.00												35,975.00		
Health Emergency Management including provision of emergency drugs and supplies	224003020800000		273,882.63	273,882.63				273,882.63	273,882.63	153,138.66				153,138.66	152,806.24				152,806.24		120,743.97		332.42
MOOE			273,882.63	273,882.63				273,882.63	273,882.63	153,138.66				153,138.66	152,806.24				152,806.24		120,743.97		332.42
Health Facilities Enhancement Program (HFEP)	000003020600000	1,317,785.56	753,223.00	2,071,008.56	1,317,785.56			753,223.00	2,071,008.56												2,071,008.56		
Public/LGU Hospitals	224003020900003	1,317,785.56	753,223.00	2,071,008.56	1,317,785.56			753,223.00	2,071,008.56												2,071,008.56		
CO		1,317,785.56	753,223.00	2,071,008.56	1,317,785.56			753,223.00	2,071,008.56												2,071,008.56		
MFO 3: HOSPITAL SERVICES	000003030000000		100,087.75	100,087.75				100,087.75	100,087.75	100,087.75				100,087.75	100,087.75				100,087.75				
Operation of Special Hospitals, Medical Centers and Institutes for Disease Prevention and Control	223003030200000		100,087.75	100,087.75				100,087.75	100,087.75	100,087.75				100,087.75	100,087.75				100,087.75				
MOOE			100,087.75	100,087.75				100,087.75	100,087.75	100,087.75				100,087.75	100,087.75				100,087.75				
Sub-Total, Agency-Specific		1,317,785.56	3,542,158.51	4,859,944.07	1,317,785.56			3,542,158.51	4,859,944.07	999,777.25				999,777.25	614,709.19				614,709.19		3,860,166.62		385,068.06
PS																							
MOOE			2,788,935.51	2,788,935.51				2,788,935.51	2,788,935.51	999,777.25				999,777.25	614,709.19				614,709.19		1,789,158.26		385,068.06
Fin Ex																							
CO		1,317,785.56	753,223.00	2,071,008.56	1,317,785.56			753,223.00	2,071,008.56												2,071,008.56		
II. Automatic Appropriations																							
Retirement and Life Insurance Premiums	01104102																						
Operations	000003000000000																						
MFO 3: HOSPITAL SERVICES	000003030000000																						
Operation of Special Hospitals, Medical Centers and Institutes for Disease Prevention and Control	223003030200000																						
PS																							
Sub-Total, Automatic Appropriations																							
PS																							
MOOE																							
Fin Ex																							
CO																							

Particulars	UACS CODE	Appropriation			Allotments					Current Year Obligations					Current Year Disbursements					Balances			
		Authorized Appropriation	Adjustments (Transfer (To)/From, Realignment)	Adjusted Appropriations	Allotments Received	Adjustments (Withdrawal, Realignment)	Transfer To	Transfer From	Adjusted Total Allotments	1st Quarter Ending March 31	2nd Quarter Ending June 30	3rd Quarter Ending Sept. 30	4th Quarter Ending Dec. 31	Total	1st Quarter Ending March 31	2nd Quarter Ending June 30	3rd Quarter Ending Sept. 30	4th Quarter Ending Dec. 31	Total	Unreleased Appropriations	Unobligated Allotment	Unpaid Obligations (15-20) = (23+24)	
																						Due and Demandable	Not Yet Due and Demandable
1	2	3	4	5=(3+4)	6	7	8	9	10=(8+(-37)-8+9)	11	12	13	14	15=(11+12+13+14)	16	17	18	19	20=(16+17+18+19)	21=(5-10)	22=(10-13)	23	24
III. Special Purpose Fund																							
Sub-Total. SPF																							
PS																							
MOOE																							
Fin. Ex																							
CO																							
GRAND TOTAL		1,317,785.56	3,542,158.51	4,859,944.07	1,317,785.56			3,542,158.51	4,859,944.07	999,777.25				999,777.25	614,709.19				614,709.19		3,860,166.82		385,068.06
PS																							
MOOE			2,788,935.51	2,788,935.51				2,788,935.51	2,788,935.51	999,777.25				999,777.25	614,709.19				614,709.19		1,789,158.26		385,068.06
Fin. Ex																							
CO		1,317,785.56	753,223.00	2,071,008.56	1,317,785.56			753,223.00	2,071,008.56												2,071,008.56		


Certified Correct:


De Guzman, Shielia


Budget Officer

Date: 09/Apr/2017

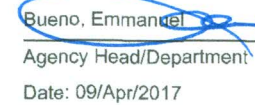
Certified Correct:


JUNINA P. BACULO, CPA
ACCOUNTANT III
Chief Accountant
Date: 10/Apr/2017

Recommended By:


JOCELYN S. CASIDA, CPA, MBA
Financial and Management Officer II
Director, FMS
Date: 09/Apr/2017

Approved By:


Bueno, Emmanuelle
Agency Head/Department
Date: 09/Apr/2017

This report was generated using the Unified Reporting System