

STATEMENT OF APPROPRIATIONS, ALLOTMENTS, OBLIGATIONS, DISBURSEMENTS AND BALANCES
As of the Quarter Ending December 31, 2013

Department: Department of Health
Agency/Operating Unit: Jimmy Rodriguez Memorial Medical Center
Region/Province/City: Marikina City
Fund:

Particulars	Appropriations			Allotments			Current Year Obligations					Current Year Disbursements				Balances				
	Authorized Appropriation	Adjustments	Adjusted Appropriations	Abstracts Received	Transfer To	Transfer From	Adjusted Total Allotments	1st Quarter ending March 31	2nd Quarter ending June 30	3rd Quarter ending Sept. 30	4th Quarter ending Dec. 31	Total	1st Quarter ending March 31	2nd Quarter ending June 30	3rd Quarter ending Sept. 30	4th Quarter ending Dec. 31	Total	Unreleased Appropriation	Unobligated Allotment	Unpaid Obligations
1	2	3	(2+3)=4	5	6	7	8=(5+6+7)	9	10	11	12	13=(9+10+11+12)	14	15	16	17	18=(14+15+16+17)	19=(4-8)	20=(8-13)	21=(13-18)
I. CURRENT YEAR BUDGET APPROPRIATIONS																				
A. AGENCY SPECIFIC BUDGET																				
Personnel Services	108,693,000.00		108,693,000.00	108,693,000.00			108,693,000.00	29,222,183.42	30,201,228.70	31,299,428.07	30,156,171.00	120,888,991.19	29,215,298.37	30,498,892.49	31,297,371.68	30,128,248.14	120,811,598.68	-	1,771,402.50	794,401.51
Maintenance & Other Operating Expenses	38,781,000.00		38,781,000.00	38,781,000.00			38,781,000.00	10,102,521.87	8,824,588.85	9,182,481.10	11,718,201.47	37,867,813.30	10,000,813.42	8,797,358.88	8,402,888.00	18,478,089.88	36,179,050.18	-	-	1,711,949.82
Travel Expenses																				
Capital Outlay																				
B. SPECIAL PURPOSE FUNDS																				
Wastewater Treatment Benefits Fund																				
Productivity Enhancement Incentive				1,580,000.00			1,580,000.00				1,580,000.00	1,580,000.00					1,580,000.00	1,580,000.00	-	123,000.00
Pension and Sickness Fund (Retirement Benefits Fund)																				
Personnel Services				2,816,888.00			2,816,888.00	1,888,271.75	188,587.25	875,817.79	159,295.21	2,816,888.00	1,888,271.75	188,587.25	888,325.08	88,142.98	2,816,888.00	-	-	83,848.00
Florida Development Assistance Fund																				
Maintenance & Other Operating Expenses				13,988,215.00			13,988,215.00				13,777,893.71	13,777,893.71								13,777,893.71
Subsidized Rent (DOH)																				
Performance Based Bonus (PSB)																				
Medical (MOOG)				2,340,000.00			2,340,000.00		2,347,339.00			2,347,339.00			2,347,339.00		2,347,339.00			182,339.00
Medical (MOOG)				11,248,000.00			11,248,000.00	2,784,488.58	3,608,677.34	3,102,048.07	2,848,225.00	11,343,439.00	2,784,488.58	2,808,677.34	3,102,048.07	2,848,225.00	11,343,439.00	-	-	203,888.51
HRP (MOOG)				18,000,000.00			18,000,000.00	17,888,282.86				17,888,282.86	18,000,000.00	18,000,000.00	18,000,000.00	18,000,000.00	18,000,000.00	-	-	117,717.14
HRP (MOOG)				1,800,000.00			1,800,000.00		28,807.00		18,893.20	1,800,000.00					1,800,000.00			478,137.00
HRP (MOOG)				2,000,000.00			2,000,000.00					2,000,000.00					2,000,000.00			2,000,000.00
HRP (MOOG)				200,000.00			200,000.00					200,000.00					200,000.00			200,000.00
HRP (MOOG)				200,000.00			200,000.00					200,000.00					200,000.00			200,000.00
HRP (MOOG)				200,000.00			200,000.00					200,000.00					200,000.00			200,000.00
HRP (MOOG)				2,000,000.00			2,000,000.00					2,000,000.00					2,000,000.00			2,000,000.00
HRP (MOOG)				2,000,000.00			2,000,000.00					2,000,000.00					2,000,000.00			2,000,000.00
HRP (MOOG)				2,000,000.00			2,000,000.00					2,000,000.00					2,000,000.00			2,000,000.00
HRP (MOOG)				2,000,000.00			2,000,000.00					2,000,000.00					2,000,000.00			2,000,000.00
HRP (MOOG)				2,000,000.00			2,000,000.00					2,000,000.00					2,000,000.00			2,000,000.00
HRP (MOOG)				2,000,000.00			2,000,000.00					2,000,000.00					2,000,000.00			2,000,000.00
HRP (MOOG)				2,000,000.00			2,000,000.00					2,000,000.00					2,000,000.00			2,000,000.00
HRP (MOOG)				2,000,000.00			2,000,000.00					2,000,000.00					2,000,000.00			2,000,000.00
HRP (MOOG)				2,000,000.00			2,000,000.00					2,000,000.00					2,000,000.00			2,000,000.00
HRP (MOOG)				2,000,000.00			2,000,000.00					2,000,000.00					2,000,000.00			2,000,000.00
HRP (MOOG)				2,000,000.00			2,000,000.00					2,000,000.00					2,000,000.00			2,000,000.00
HRP (MOOG)				2,000,000.00			2,000,000.00					2,000,000.00					2,000,000.00			2,000,000.00
HRP (MOOG)				2,000,000.00			2,000,000.00					2,000,000.00					2,000,000.00			2,000,000.00
HRP (MOOG)				2,000,000.00			2,000,000.00					2,000,000.00					2,000,000.00			2,000,000.00
HRP (MOOG)				2,000,000.00			2,000,000.00					2,000,000.00					2,000,000.00			2,000,000.00
HRP (MOOG)				2,000,000.00			2,000,000.00					2,000,000.00					2,000,000.00			2,000,000.00
HRP (MOOG)				2,000,000.00			2,000,000.00					2,000,000.00					2,000,000.00			2,000,000.00
HRP (MOOG)				2,000,000.00			2,000,000.00					2,000,000.00					2,000,000.00			2,000,000.00
HRP (MOOG)				2,000,000.00			2,000,000.00					2,000,000.00					2,000,000.00			2,000,000.00
HRP (MOOG)				2,000,000.00			2,000,000.00					2,000,000.00					2,000,000.00			2,000,000.00
HRP (MOOG)				2,000,000.00			2,000,000.00					2,000,000.00					2,000,000.00			2,000,000.00
HRP (MOOG)				2,000,000.00			2,000,000.00					2,000,000.00					2,000,000.00			2,000,000.00
HRP (MOOG)				2,000,000.00			2,000,000.00					2,000,000.00					2,000,000.00			2,000,000.00
HRP (MOOG)				2,000,000.00			2,000,000.00					2,000,000.00					2,000,000.00			2,000,000.00
HRP (MOOG)				2,000,000.00			2,000,000.00					2,000,000.00					2,000,000.00			2,000,000.00
HRP (MOOG)				2,000,000.00			2,000,000.00					2,000,000.00					2,000,000.00			2,000,000.00
HRP (MOOG)				2,000,000.00			2,000,000.00					2,000,000.00					2,000,000.00			2,000,000.00
HRP (MOOG)				2,000,000.00			2,000,000.00					2,000,000.00					2,000,000.00			2,000,000.00
HRP (MOOG)				2,000,000.00			2,000,000.00					2,000,000.00					2,000,000.00			2,000,000.00
HRP (MOOG)				2,000,000.00			2,000,000.00					2,000,000.00					2,000,000.00			2,000,000.00
HRP (MOOG)				2,000,000.00			2,000,000.00					2,000,000.00					2,000,000.00			2,000,000.00
HRP (MOOG)				2,000,000.00			2,000,000.00					2,000,000.00					2,000,000.00			2,000,000.00
HRP (MOOG)				2,000,000.00			2,000,000.00					2,000,000.00					2,000,000.00			2,000,000.00
HRP (MOOG)				2,000,000.00			2,000,000.00					2,000,000.00					2,000,000.00			2,000,000.00
HRP (MOOG)				2,000,000.00			2,000,000.00					2,000,000.00					2,000,000.00			2,000,000.00
HRP (MOOG)				2,000,000.00			2,000,000.00					2,000,000.00					2,000,000.00			2,000,000.00
HRP (MOOG)				2,000,000.00			2,000,000.00					2,000,000.00					2,000,000.00			2,000,000.00
HRP (MOOG)				2,000,000.00			2,000,000.00					2,000,000.00					2,000,000.00			2,000,000.00
HRP (MOOG)				2,000,000.00			2,000,000.00					2,000,000.00					2,000,000.00			2,000,000.00
HRP (MOOG)				2,000,000.00			2,000,000.00					2,000,000.00					2,000,000.00			2,000,000.00
HRP (MOOG)				2,000,000.00			2,000,000.00					2,000,000.00					2,000,000.00			2,000,000.00
HRP (MOOG)				2,000,000.00			2,000,000.00					2,000,000.00					2,000,000.00			2,000,000.00
HRP (MOOG)																				

STATEMENT OF APPROPRIATIONS, ALLIEMENTS, OBLIGATIONS, DISBURSMENTS AND BALANCES
As of the Quarter Ending December 31, 2015

Department: Department of Health
Agency/Operating Unit: Jimmy Rodriguez Memorial Medical Center
Operating Unit:
Organization Code: 13 001 14 00012
Fund: 101

Current Year Appropriation
Supplemental Appropriation
Continuing Appropriation

Table with columns: Particulars, UACS Code, Appropriations (Authorized, Adjusted), Allotments (Allocated, Adjusted), Current Year Obligations (1st-4th Quarter, Total), Current Year Disbursements (1st-4th Quarter, Total), Balances (Unobligated, Oligations). Rows include sections for Current Year Budget Appropriations, Special Purpose Funds, and Prior Year Budget Continuation Appropriations.

Certified Correct:

SHEILA MARIE V. DE GUZMAN, FCM
Supervising Administrative Officer - Budget

Certified Correct:

JUV P. SACULO, CPA
Accountant II

Recommending Approval:

JOCELYN S. CASIDA, CPA, MBA
Acting Financial and Management Officer - Accountant IV

Approved:

EMMANUEL M. BUENO, MD, FPCS
Medical Center Chief


STATEMENT OF APPROPRIATIONS, ALLOTMENTS, OBLIGATIONS, DISBURSEMENTS AND BALANCES
As of the Quarter Ending September 30, 2016

Department: Department of Health (DOH)
Agency: Office of the Secretary
Operating Unit: 'Amang' Rodriguez Medical Center
Organization Code (OACS): 1300140002
Fund Cluster: 01 - Regular Agency Fund

Authorization: 01 - Current Year Appropriations


Folio/line	OACS CODE	Appropriation		Allotments			Current Year Obligations						Current Year Disbursements				Balance				
		Authorized Appropriation	Adjusted (Transfer/ Reversions/ Reapportionment)	Adjusted Appropriations	Reversions Received	Transfer To	Transfer From	Adjusted Total Allotments	1st Quarter Ending March 31	2nd Quarter Ending June 30	3rd Quarter Ending Sept. 30	4th Quarter Ending Dec. 31	Total	1st Quarter Ending March 31	2nd Quarter Ending June 30	3rd Quarter Ending Sept. 30	4th Quarter Ending Dec. 31	Total	Unobligated Available	Unobligated Available	
1	2	3	4	5	6	7	8	9	10	11	12	13	14	15	16	17	18	19	20	21	22
A Agency Specific Budget																					
Specific Budget of National Government Agencies																					
Special Health Section and Support																					
Administration of Professional Benefits																					
PS																					
Obligations																					
MPO 2 - TECHNICAL SUPPORT SERVICES																					
Disease Prevention and Control																					
Elimination of diseases in public health through such as malaria, schistosomiasis, dengue and others																					
MPO																					
MPO Control																					
MPO																					
Family Health and Reproductive Planning																					
MPO																					
Health Emergencies Management including provision of emergency drugs and supplies																					
MPO																					
Health Facilities Enhancement Program (HPEP)																					
Special Hospitals, Medical Centers and Clinics for Tuberculosis Prevention and Control																					
MPO																					
MPO 2 - HOSPITAL SERVICES																					
Operation of Special Hospitals, Medical Centers and Clinics for Disease Prevention and Control																					
PS																					
MPO																					
Local Funded Projects																					
Disease Prevention																					
Services and Disability																					
Residence in Outages Patients after Confined in the Public or Government Hospital/Special Hospital/Local Hospital/Program General Hospital/Local Hospital Only (Excludes Hospital)																					
MPO																					
Non-Fund Agency Specific																					
PS																					
MPO																					
PS																					
CS																					
B Accounts Appropriation																					
Residence and Local Hospital Patients																					
Obligations																					
MPO 2 - HOSPITAL SERVICES																					
Operation of Special Hospitals, Medical Centers and Clinics for Disease Prevention and Control																					
PS																					


Folio/Code	UNCL-UNCL	Appropriation			Allotments			Current Year Obligations					Current Year Disbursements				Balances							
		Available Appropriation	Adjusted (For Comm. Budgeting)	Adjusted Appropriations	Allotments Received	Adjustments (Budget/C)	Transfer To	Transfer From	Adjusted Total Allotments	1st Quarter Ending March 31	2nd Quarter Ending June 30	3rd Quarter Ending Sept. 30	4th Quarter Ending Dec. 31	Total	1st Quarter Ending March 31	2nd Quarter Ending June 30	3rd Quarter Ending Sept. 30	4th Quarter Ending Dec. 31	Total	Unexpended Appropriations	Unobligated Allotments	Unpaid Obligations (FBO) + (CBO)		
1	2	3	4	5	6	7	8	9	10	11	12	13	14	15	16	17	18	19	20	21	22	23	24	
Sub-Fund Activities Support Office		15,885,953.00	9,227,821.90	22,922,227.90	21,019,521.00			1,281,000.70	22,922,227.90	4,226,166.71	6,727,383.28	6,171,228.27	16,424,878.26	4,226,166.71	5,015,152.19	5,198,889.93	15,267,430.17	6,127,612.10	1,267,286.21					
PS		15,885,953.00	9,227,821.90	22,922,227.90	21,019,521.00			1,281,000.70	22,922,227.90	4,226,166.71	6,727,383.28	6,171,228.27	16,424,878.26	4,226,166.71	5,015,152.19	5,198,889.93	15,267,430.17	6,127,612.10	1,267,286.21					
MSIS																								
Ps-Ex																								
CO																								
II. Special Purpose Fund																								
Membership Personnel Benefits Fund	0150-424	24,771,000.00	24,771,000.00	24,771,000.00	24,771,000.00			24,771,000.00	2,324,122.91	15,761,587.41	3,189,192.15	21,264,732.51	2,726,208.74	45,008,844.42	3,089,143.70	21,279,498.94	2,794,201.44	143,250.00						
Membership Personnel Benefits Fund	01000010000000	24,771,000.00	24,771,000.00	24,771,000.00	24,771,000.00			24,771,000.00	2,324,122.91	15,761,587.41	3,189,192.15	21,264,732.51	2,726,208.74	45,008,844.42	3,089,143.70	21,279,498.94	2,794,201.44	143,250.00						
Pay Payment of Compensation Adjustment	10000020400000	24,771,000.00	24,771,000.00	24,771,000.00	24,771,000.00			24,771,000.00	2,324,122.91	15,761,587.41	3,189,192.15	21,264,732.51	2,726,208.74	45,008,844.42	3,089,143.70	21,279,498.94	2,794,201.44	143,250.00						
PS		24,771,000.00	24,771,000.00	24,771,000.00	24,771,000.00			24,771,000.00	2,324,122.91	15,761,587.41	3,189,192.15	21,264,732.51	2,726,208.74	45,008,844.42	3,089,143.70	21,279,498.94	2,794,201.44	143,250.00						
Personnel Grayscale Fund	01-601407	1,774,208.00	1,774,208.00	1,774,208.00	1,774,208.00			1,774,208.00	111,066.68	397,163.94	1,209,150.00	1,174,208.00	111,066.68	397,163.94	1,209,150.00	1,174,208.00								
Personnel Grayscale Fund	00000000000000	1,774,208.00	1,774,208.00	1,774,208.00	1,774,208.00			1,774,208.00	111,066.68	397,163.94	1,209,150.00	1,174,208.00	111,066.68	397,163.94	1,209,150.00	1,174,208.00								
Pay Payment of Retirement and Terminal Leave Benefit	00000000000000	1,774,208.00	1,774,208.00	1,774,208.00	1,774,208.00			1,774,208.00	111,066.68	397,163.94	1,209,150.00	1,174,208.00	111,066.68	397,163.94	1,209,150.00	1,174,208.00								
PS		1,774,208.00	1,774,208.00	1,774,208.00	1,774,208.00			1,774,208.00	111,066.68	397,163.94	1,209,150.00	1,174,208.00	111,066.68	397,163.94	1,209,150.00	1,174,208.00								
Sub-Fund 001		26,545,208.00	26,545,208.00	26,545,208.00	26,545,208.00			26,545,208.00	3,751,742.25	16,118,610.40	4,408,342.15	22,739,440.51	3,837,365.74	46,017,688.84	6,178,337.40	22,458,997.88	4,993,351.27	23,010,681.42	2,796,451.44	146,500.00				
PS		26,545,208.00	26,545,208.00	26,545,208.00	26,545,208.00			26,545,208.00	3,751,742.25	16,118,610.40	4,408,342.15	22,739,440.51	3,837,365.74	46,017,688.84	6,178,337.40	22,458,997.88	4,993,351.27	23,010,681.42	2,796,451.44	146,500.00				
MSIS																								
Ps-Ex																								
CO																								
GRAND TOTAL		508,651,800.00	187,842,730.00	676,885,750.00	669,774,690.00			126,175,962.00	141,483,750.00	88,217,000.00	16,977,548.00	173,652,731.00	165,944,000.00	65,470,558.00	187,718,137.22	46,170,124.72	222,410,500.91	170,728,020.91	104,117,300.00	43,220,422.61	63,643,831.00			
PS		241,955,600.00	112,424,127.00	494,526,727.00	482,875,690.00			79,584,937.00	122,698,727.00	66,784,010.00	16,401,137.00	173,294,423.00	162,280,294.00	57,379,242.00	66,928,394.22	75,117,889.66	216,718,408.91	131,718,000.00	103,308,402.77	6,501,750.42				
MSIS		60,716,600.00	2,222,975.00	63,939,575.00	60,716,600.00			3,222,975.00	63,939,575.00	60,716,600.00	17,560,121.00	61,637,721.00	60,637,207.00	15,574,713.00	37,133,542.00	14,052,008.00	36,405,522.00	25,148,754.00	4,471,057.00	16,182,741.00				
Ps-Ex																								
CO		66,379,600.00	66,205,628.00	118,379,448.00	116,172,400.00			66,368,050.00	148,825,028.00			31,710,617.00												

Certified Correct:

SHEILA MARIE V. DE GUZMAN, MC
 Supervising Administrative Officer
 Budget Officer
 Date: 25/Oct/2016

Certified Correct:

JUAN P. BACULO, CPA
 COLLEGIATE III
 Chief Accountant
 Date:

Recommended By:

JOCELYN S. CASIDA, CPA, MBA
 Financial and Management Officer II
 Director, FMS
 Date: 26/Oct/2016


Approved By:

EMMANUEL M. BUENO, MD, FPCS
 Medical Center Chief II
 Agency Head/Department
 Date: 26/Oct/2016

STATEMENT OF APPROPRIATIONS, ALLOTMENTS, OBLIGATIONS, DISBURSEMENTS AND BALANCES
As of the Quarter Ending December 31, 2016

Department: Department of Health (DOH)
Agency: Office of the Secretary
Operating Unit: 'Amang' Rodriguez Medical Center
Organization Code (UACS): 130011400012
Fund Cluster: 01 - Regular Agency Fund


Authorization: 02 - Continuing Appropriations

Particulars	UACS CODE	Appropriation			Allotments			Current Year Obligations					Current Year Disbursements					Balances																												
		Authorized Appropriation	Adjustments (Transfer To/From, Realignment)	Adjusted Appropriations	Allotments Received	Adjustments (Withdrawal, Realignment)	Transfer To	Transfer From	Adjusted Total Allotments	1st Quarter Ending March 31	2nd Quarter Ending June 30	3rd Quarter Ending Sept. 30	4th Quarter Ending Dec. 31	Total	1st Quarter Ending March 31	2nd Quarter Ending June 30	3rd Quarter Ending Sept. 30	4th Quarter Ending Dec. 31	Total	Unreleased Appropriations	Unobligated Allotment	Unpaid Obligations (16-20) = (23+24)																								
1	2	3	4	5	6	7	8	9	10	11	12	13	14	15	16	17	18	19	20	21	22	23	24																							
I. Agency Specific Budget																																														
Specific Budgets of National Government Agencies																																														
Operations	00000000000000	25,170,405.00	1,806,802.94	26,777,208.77	25,170,405.00			1,806,802.94	26,777,208.77	347,268.70	13,822,035.73	4,916,705.48	8,837,855.03	25,024,815.94	347,212.28	348,198.57	135,748.94	17,853,016.81	10,895,174.38			952,872.03	362,308.68	6,747,133.05																						
MFO 2: TECHNICAL SUPPORT SERVICES	00000000000000		1,806,802.94	1,806,802.94				1,806,802.94	1,806,802.94	347,268.70	432,235.73	138,705.48	880,522.03	1,806,802.94	347,212.28	348,198.57	135,748.94	838,730.34	1,470,865.71					130,017.23																						
Disease Prevention and Control	00000000400000		884,089.85	884,089.85				884,089.85	884,089.85	235,254.94	425,579.23	23,255.48		884,089.85	235,254.94	342,429.23	22,359.14	84,048.34	884,089.85																											
TB Control	22400000400000		884,089.85	884,089.85				884,089.85	884,089.85	235,254.94	425,579.23	23,255.48		884,089.85	235,254.94	342,429.23	22,359.14	84,048.34	884,089.85																											
MOOE			884,089.85	884,089.85				884,089.85	884,089.85	235,254.94	425,579.23	23,255.48		884,089.85	235,254.94	342,429.23	22,359.14	84,048.34	884,089.85																											
Health Emergency Management including provision of emergency drugs and supplies	22400000000000		922,780.29	922,780.29				922,780.29	922,780.29	112,114.76	6,868.50	113,000.00	880,522.03	922,780.29	111,867.33	6,789.34	113,387.50	254,881.90	788,778.08					130,017.23																						
MOOE			922,780.29	922,780.29				922,780.29	922,780.29	112,114.76	6,868.50	113,000.00	880,522.03	922,780.29	111,867.33	6,789.34	113,387.50	254,881.90	788,778.08					130,017.23																						
MFO 2: HOSPITAL SERVICES	00000000000000	25,170,405.00		25,170,405.00	25,170,405.00				25,170,405.00		13,480,800.00	4,780,000.00	5,947,133.00	24,217,733.00				17,214,308.57	17,214,308.57			952,872.03	258,291.43	6,747,133.05																						
Operation of Special Hospitals, Medical Centers and Institutes for Disease Prevention and Control	22000000000000	25,170,405.00		25,170,405.00	25,170,405.00				25,170,405.00		13,480,800.00	4,780,000.00	5,947,133.00	24,217,733.00				17,214,308.57	17,214,308.57			952,872.03	258,291.43	6,747,133.05																						
OO		25,170,405.00		25,170,405.00	25,170,405.00				25,170,405.00		13,480,800.00	4,780,000.00	5,947,133.00	24,217,733.00				17,214,308.57	17,214,308.57			952,872.03	258,291.43	6,747,133.05																						
Sub-Total, Agency-Specific		25,170,405.00	1,806,802.94	26,777,208.77	25,170,405.00			1,806,802.94	26,777,208.77	347,268.70	13,822,035.73	4,916,705.48	8,837,855.03	25,024,815.94	347,212.28	348,198.57	135,748.94	17,853,016.81	10,895,174.38			952,872.03	362,308.68	6,747,133.05																						
PS																																														
MOOE			1,806,802.94	1,806,802.94				1,806,802.94	1,806,802.94	347,268.70	432,235.73	138,705.48	880,522.03	1,806,802.94	347,212.28	348,198.57	135,748.94	838,730.34	1,470,865.71					130,017.23																						
Fin. Ex.																																														
OO		25,170,405.00		25,170,405.00	25,170,405.00				25,170,405.00		13,480,800.00	4,780,000.00	5,947,133.00	24,217,733.00				17,214,308.57	17,214,308.57			952,872.03	258,291.43	6,747,133.05																						
II. Automatic Appropriations																																														
Retirement and Life Insurance Premiums																																														
Operations	00000000000000																																													
MFO 2: HOSPITAL SERVICES	00000000000000																																													
Operation of Special Hospitals, Medical Centers and Institutes for Disease Prevention and Control	22000000000000																																													
PS																																														
Sub-Total, Automatic Appropriations																																														
PS																																														
MOOE																																														
Fin. Ex.																																														
OO																																														
III. Special Purpose Fund																																														
Sub-Total, SPF																																														
PS																																														
MOOE																																														
Fin. Ex.																																														
OO																																														
GRAND TOTAL		25,170,405.00	1,806,802.94	26,777,208.77	25,170,405.00			1,806,802.94	26,777,208.77	347,268.70	13,822,035.73	4,916,705.48	8,837,855.03	25,024,815.94	347,212.28	348,198.57	135,748.94	17,853,016.81	10,895,174.38			952,872.03	362,308.68	6,747,133.05																						
PS																																														
MOOE			1,806,802.94	1,806,802.94				1,806,802.94	1,806,802.94	347,268.70	432,235.73	138,705.48	880,522.03	1,806,802.94	347,212.28	348,198.57	135,748.94	838,730.34	1,470,865.71					130,017.23																						
Fin. Ex.																																														
OO		25,170,405.00		25,170,405.00	25,170,405.00				25,170,405.00		13,480,800.00	4,780,000.00	5,947,133.00	24,217,733.00				17,214,308.57	17,214,308.57			952,872.03	258,291.43	6,747,133.05																						

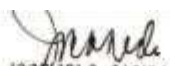

De Guzman, Batela

Budget Officer

Date: 24/Jan/2017


Chief Accountant

Date: 1/24/2017


JOCELYN S. CASIDA, CPA, MBA
Financial and Management Officer II

Director, FMS

Date: 24/Jan/2017


Buena Embracer

Agency Head/Department

Date: 24/Jan/2017

This report was generated using the Unified Reporting System