

STATEMENT OF APPROPRIATIONS, ALLOTMENTS, OBLIGATIONS, DISBURSEMENTS AND BALANCES
As of the Quarter Ending December 31, 2017

Department: Department of Health (DOH)

Authorization: 01 - Current Year Appropriations

Agency: Office of the Secretary

Report Status: SUBMITTED

Operating Unit: 'Amang' Rodriguez Medical Center


Organization Code (UACS): 130011400012

Fund Cluster: 01 - Regular Agency Fund

Particulars	UACS CODE	Appropriation			Allotments					Current Year Obligations					Current Year Disbursements					Balances				
		Authorized Appropriation	Adjustments (To)/From, Realignment)	Adjusted Appropriations	Allotments Received	Adjustments (Withdrawal, Realignment)	Transfer To	Transfer From	Adjusted Total Allotments	1st Quarter Ending March 31	2nd Quarter Ending June 30	3rd Quarter Ending Sept. 30	4th Quarter Ending Dec. 31	Total	1st Quarter Ending March 31	2nd Quarter Ending June 30	3rd Quarter Ending Sept. 30	4th Quarter Ending Dec. 31	Total	Unreleased Appropriations	Unobligated Allotment	Unpaid Obligations (15-20) = (23+24)		
																						Due and Demandable	Not Yet Due and Demandable	
1	2	3	4	5=(3+4)	6	7	8	9	10=[(6+)(7)+8+9]	11	12	13	14	15=(11+12+13+14)	16	17	18	19	20=(16+17+18+19)	21=(5-10)	22=(10-15)	23	24	
I. Agency Specific Budget																								
Specific Budgets of National Government Agencies	01101101																							
General Administration and Support	00000100000000		50,311,898.08	50,311,898.08	45,405,751.00			50,311,898.08	95,717,649.08				95,609,982.38	95,609,982.38				93,980,087.49	93,980,087.49	(45,405,751.00)	107,666.70	1,629,894.89		
Administration of Personnel Benefits	10300100020000		50,311,898.08	50,311,898.08	45,405,751.00			50,311,898.08	95,717,649.08				95,609,982.38	95,609,982.38				93,980,087.49	93,980,087.49	(45,405,751.00)	107,666.70	1,629,894.89		
PS			50,311,898.08	50,311,898.08	45,405,751.00			50,311,898.08	95,717,649.08				95,609,982.38	95,609,982.38				93,980,087.49	93,980,087.49	(45,405,751.00)	107,666.70	1,629,894.89		
Operations	00000300000000	443,904,000.00	72,518,000.00	516,422,000.00	443,904,000.00			72,518,000.00	516,422,000.00	105,936,090.06	126,451,428.80	147,814,649.74	135,986,885.48	516,189,054.08	87,582,856.30	117,346,748.30	95,130,941.00	72,913,300.39	372,973,845.99		232,945.92	12,413,482.72	130,801,725.37	
MFO 1: HEALTH SECTOR POLICY SERVICES	00000301000000		18,000.00	18,000.00				18,000.00	18,000.00			18,000.00					18,000.00		18,000.00					
Formulation and Development of National Health Policies and Plans including Essential National Health Research	00000301010000		18,000.00	18,000.00				18,000.00	18,000.00			18,000.00					18,000.00		18,000.00					
Formulation of policies, standards, and plans for hospitals and other health facilities	227003010100003		18,000.00	18,000.00				18,000.00	18,000.00			18,000.00					18,000.00		18,000.00					
MOOE			18,000.00	18,000.00				18,000.00	18,000.00			18,000.00					18,000.00		18,000.00					
MFO 2: TECHNICAL SUPPORT SERVICES	00000302000000	50,000,000.00	72,500,000.00	122,500,000.00	50,000,000.00			72,500,000.00	122,500,000.00		500,885.44	50,579,319.26	71,186,967.13	122,267,171.83		497,246.56	802,764.29	8,102,935.59	9,402,946.44		232,828.17	555,452.85	112,308,772.54	
Disease Prevention and Control	00000302040000		1,200,000.00	1,200,000.00				1,200,000.00	1,200,000.00		500,885.44	354,141.84	337,118.03	1,192,145.31		497,246.56	352,838.39	319,249.43	1,169,334.38		7,854.69	22,810.93		
TB Control	224003020400008		1,200,000.00	1,200,000.00				1,200,000.00	1,200,000.00		500,885.44	354,141.84	337,118.03	1,192,145.31		497,246.56	352,838.39	319,249.43	1,169,334.38		7,854.69	22,810.93		
MOOE			1,200,000.00	1,200,000.00				1,200,000.00	1,200,000.00		500,885.44	354,141.84	337,118.03	1,192,145.31		497,246.56	352,838.39	319,249.43	1,169,334.38		7,854.69	22,810.93		
Health Emergency Management including provision of emergency drugs and supplies	22400302080000		1,300,000.00	1,300,000.00				1,300,000.00	1,300,000.00			450,150.90	849,849.10	1,300,000.00			449,925.90	317,432.18	767,358.08			532,641.92		
MOOE			1,300,000.00	1,300,000.00				1,300,000.00	1,300,000.00			450,150.90	849,849.10	1,300,000.00			449,925.90	317,432.18	767,358.08			532,641.92		
Health Facilities Enhancement Program (HFEP)	00000302090000	50,000,000.00	70,000,000.00	120,000,000.00	50,000,000.00			70,000,000.00	120,000,000.00			49,775,026.52	70,000,000.00	119,775,026.52				7,466,253.98	7,466,253.98		224,973.48		112,308,772.54	
Public/LGU Hospitals	224003020900003		70,000,000.00	70,000,000.00				70,000,000.00	70,000,000.00				70,000,000.00	70,000,000.00									70,000,000.00	
CO			70,000,000.00	70,000,000.00				70,000,000.00	70,000,000.00				70,000,000.00	70,000,000.00										70,000,000.00
Special Hospitals, Medical Centers and Institutes for Disease Prevention and Control	223003020900004	50,000,000.00		50,000,000.00	50,000,000.00				50,000,000.00			49,775,026.52		49,775,026.52				7,466,253.98	7,466,253.98		224,973.48		42,308,772.54	
CO		50,000,000.00		50,000,000.00	50,000,000.00				50,000,000.00			49,775,026.52		49,775,026.52				7,466,253.98	7,466,253.98		224,973.48		42,308,772.54	
MFO 3: HOSPITAL SERVICES	00000303000000	393,904,000.00		393,904,000.00	393,904,000.00				393,904,000.00	105,936,090.06	125,950,543.36	97,217,330.48	64,799,918.35	393,903,882.25	87,582,856.30	116,849,501.74	94,310,176.71	64,810,364.80	363,552,899.55		117.75	11,858,029.87	18,492,952.83	
Operation of Special Hospitals, Medical Centers and Institutes for Disease Prevention and Control	22300303020000	393,904,000.00		393,904,000.00	393,904,000.00				393,904,000.00	105,936,090.06	125,950,543.36	97,217,330.48	64,799,918.35	393,903,882.25	87,582,856.30	116,849,501.74	94,310,176.71	64,810,364.80	363,552,899.55		117.75	11,858,029.87	18,492,952.83	
PS		313,156,000.00	18,983,125.00	332,139,125.00	313,156,000.00	18,983,125.00			332,139,125.00	81,709,043.05	108,215,747.39	82,525,693.72	59,688,640.84	332,139,125.00	75,794,020.51	105,465,830.45	83,852,259.46	55,604,807.36	320,716,917.78			11,422,207.22		
MOOE		80,748,000.00	(18,983,125.00)	61,764,875.00	80,748,000.00	(18,983,125.00)			61,764,875.00	24,227,047.01	17,734,795.97	14,691,636.76	5,111,277.51	61,764,875.25	11,788,835.79	11,383,671.29	10,457,917.25	9,205,557.44	42,835,981.77	117.75	435,822.65	18,492,952.83		
Locally-Funded Projects	00000400000000		20,820,000.00	20,820,000.00				20,820,000.00	20,820,000.00	1,961,512.25	15,108,487.75	1,285,725.00	2,464,275.00	20,820,000.00	1,961,512.25	5,981,532.31	3,036,510.31	1,100,780.45	12,080,335.32			491,780.03	8,247,884.65	
Social Protection	00000414000000		20,820,000.00	20,820,000.00				20,820,000.00	20,820,000.00	1,961,512.25	15,108,487.75	1,285,725.00	2,464,275.00	20,820,000.00	1,961,512.25	5,981,532.31	3,036,510.31	1,100,780.45	12,080,335.32			491,780.03	8,247,884.65	
Sickness and Disability	00000414010000		20,820,000.00	20,820,000.00				20,820,000.00	20,820,000.00	1,961,512.25	15,108,487.75	1,285,725.00	2,464,275.00	20,820,000.00	1,961,512.25	5,981,532.31	3,036,510.31	1,100,780.45	12,080,335.32			491,780.03	8,247,884.65	
Assistance to Indigent Patients either Confined or Out-Patient in Government Hospitals/Specialty Hospitals/LGU Hospitals/Philippine General Hospital/West Visayas State University Hospital	223004140100001		20,820,000.00	20,820,000.00				20,820,000.00	20,820,000.00	1,961,512.25	15,108,487.75	1,285,725.00	2,464,275.00	20,820,000.00	1,961,512.25	5,981,532.31	3,036,510.31	1,100,780.45	12,080,335.32			491,780.03	8,247,884.65	
MOOE			20,820,000.00	20,820,000.00				20,820,000.00	20,820,000.00	1,961,512.25	15,108,487.75	1,285,725.00	2,464,275.00	20,820,000.00	1,961,512.25	5,981,532.31	3,036,510.31	1,100,780.45	12,080,335.32			491,780.03	8,247,884.65	
Sub-Total, Agency-Specific		443,904,000.00	143,649,898.08	587,553,898.08	489,309,751.00			143,649,898.08	632,959,649.08	107,897,602.31	141,559,916.55	149,100,374.74	234,061,142.86	632,619,036.46	89,544,368.55	123,328,280.61	98,167,451.31	167,994,168.33	479,034,268.80	(45,405,751.00)	340,612.62	14,535,157.64	139,049,610.02	
PS		313,156,000.00	69,295,023.08	382,451,023.08	358,561,751.00	18,983,125.00		50,311,898.08	427,856,774.08	81,709,043.05	108,215,747.39	82,525,693.72	155,298,623.22	427,749,107.38	75,794,020.51	105,465,830.45	83,852,259.46	149,584,894.85	414,697,005.27	(45,405,751.00)	107,666.70	13,052,102.11		


Particulars	UACS CODE	Appropriation			Allotments					Current Year Obligations					Current Year Disbursements					Balances			
		Authorized Appropriation	Adjustments (To)/From, Realignment	Adjusted Appropriations	Allotments Received	Adjustments (Withdrawal, Realignment)	Transfer To	Transfer From	Adjusted Total Allotments	1st Quarter Ending March 31	2nd Quarter Ending June 30	3rd Quarter Ending Sept. 30	4th Quarter Ending Dec. 31	Total	1st Quarter Ending March 31	2nd Quarter Ending June 30	3rd Quarter Ending Sept. 30	4th Quarter Ending Dec. 31	Total	Unreleased Appropriations	Unobligated Allotment	Unpaid Obligations (15-20) = (23+24)	
																						Due and Demandable	Not Yet Due and Demandable
1	2	3	4	5=(3+4)	6	7	8	9	10=(6+(-17)+8+9)	11	12	13	14	15=(11+12+13+14)	16	17	18	19	20=(16+17+18+19)	21=(5-10)	22=(10-15)	23	24
MOOE		80,748,000.00	4,354,875.00	85,102,875.00	80,748,000.00	(18,983,125.00)		23,338,000.00	85,102,875.00	26,188,559.26	33,344,169.16	16,799,654.50	8,762,519.64	85,094,902.56	13,750,348.04	17,862,450.16	14,315,191.85	10,943,019.50	56,871,009.55		7,972.44	1,483,055.53	26,740,837.48
Fin Ex																							
CO		50,000,000.00	70,000,000.00	120,000,000.00	50,000,000.00			70,000,000.00	120,000,000.00			49,775,026.52	70,000,000.00	119,775,026.52					7,466,253.98		224,973.48		112,308,772.54
II. Automatic Appropriations																							
Retirement and Life Insurance Premiums	01104102																						
Operations	0000030000000000	26,678,000.00	4,675,033.00	31,353,033.00	31,353,033.00				31,353,033.00	6,126,028.68	8,274,563.08	7,058,917.57	9,067,852.42	30,527,361.75	6,126,028.68	5,663,791.87	7,361,117.80	11,186,079.97	30,337,018.32		825,671.25	190,343.43	
MFO 3: HOSPITAL SERVICES	0000030300000000	26,678,000.00	4,675,033.00	31,353,033.00	31,353,033.00				31,353,033.00	6,126,028.68	8,274,563.08	7,058,917.57	9,067,852.42	30,527,361.75	6,126,028.68	5,663,791.87	7,361,117.80	11,186,079.97	30,337,018.32		825,671.25	190,343.43	
Operation of Special Hospitals, Medical Centers and Institutes for Disease Prevention and Control	2230030302000000	26,678,000.00	4,675,033.00	31,353,033.00	31,353,033.00				31,353,033.00	6,126,028.68	8,274,563.08	7,058,917.57	9,067,852.42	30,527,361.75	6,126,028.68	5,663,791.87	7,361,117.80	11,186,079.97	30,337,018.32		825,671.25	190,343.43	
PS		26,678,000.00	4,675,033.00	31,353,033.00	31,353,033.00				31,353,033.00	6,126,028.68	8,274,563.08	7,058,917.57	9,067,852.42	30,527,361.75	6,126,028.68	5,663,791.87	7,361,117.80	11,186,079.97	30,337,018.32		825,671.25	190,343.43	
Sub-Total, Automatic Appropriations		26,678,000.00	4,675,033.00	31,353,033.00	31,353,033.00				31,353,033.00	6,126,028.68	8,274,563.08	7,058,917.57	9,067,852.42	30,527,361.75	6,126,028.68	5,663,791.87	7,361,117.80	11,186,079.97	30,337,018.32		825,671.25	190,343.43	
PS		26,678,000.00	4,675,033.00	31,353,033.00	31,353,033.00				31,353,033.00	6,126,028.68	8,274,563.08	7,058,917.57	9,067,852.42	30,527,361.75	6,126,028.68	5,663,791.87	7,361,117.80	11,186,079.97	30,337,018.32		825,671.25	190,343.43	
MOOE																							
Fin Ex																							
CO																							
III. Special Purpose Fund																							
Pension and Gratuity Fund	01101407		7,401,977.00	7,401,977.00	7,401,977.00				7,401,977.00		1,093,930.25	2,760,143.16	3,537,433.52	7,391,506.93		1,093,930.25	2,760,143.16	3,496,705.26	7,350,778.67		10,470.07	40,728.26	
Pension and Gratuity Fund	0000090800000000		7,401,977.00	7,401,977.00	7,401,977.00				7,401,977.00		1,093,930.25	2,760,143.16	3,537,433.52	7,391,506.93		1,093,930.25	2,760,143.16	3,496,705.26	7,350,778.67		10,470.07	40,728.26	
For payment of retirement and terminal leave benefits	2820090802000000		1,623,699.00	1,623,699.00	1,623,699.00				1,623,699.00		1,093,930.25		519,299.66	1,613,229.91		1,093,930.25		478,571.40	1,572,501.65		10,469.09	40,728.26	
PS			1,623,699.00	1,623,699.00	1,623,699.00				1,623,699.00		1,093,930.25		519,299.66	1,613,229.91		1,093,930.25		478,571.40	1,572,501.65		10,469.09	40,728.26	
For payment of monetization of leave credits	1030090804000000		5,778,278.00	5,778,278.00	5,778,278.00				5,778,278.00			2,760,143.16	3,018,133.86	5,778,277.02			2,760,143.16	3,018,133.86	5,778,277.02		.98		
PS			5,778,278.00	5,778,278.00	5,778,278.00				5,778,278.00			2,760,143.16	3,018,133.86	5,778,277.02			2,760,143.16	3,018,133.86	5,778,277.02		.98		
Sub-Total, SPF			7,401,977.00	7,401,977.00	7,401,977.00				7,401,977.00		1,093,930.25	2,760,143.16	3,537,433.52	7,391,506.93		1,093,930.25	2,760,143.16	3,496,705.26	7,350,778.67		10,470.07	40,728.26	
PS			7,401,977.00	7,401,977.00	7,401,977.00				7,401,977.00		1,093,930.25	2,760,143.16	3,537,433.52	7,391,506.93		1,093,930.25	2,760,143.16	3,496,705.26	7,350,778.67		10,470.07	40,728.26	
MOOE																							
Fin Ex																							
CO																							
GRAND TOTAL		470,582,000.00	155,726,908.08	626,308,908.08	528,064,761.00			143,649,898.08	671,714,659.08	114,023,630.99	150,928,409.88	158,919,435.47	246,666,428.80	670,537,905.14	95,670,397.23	130,086,002.73	108,288,712.27	182,676,953.56	516,722,065.79	(45,405,751.00)	1,176,753.94	14,766,229.33	139,049,610.02
PS		339,834,000.00	81,372,033.08	421,206,033.08	397,316,761.00	18,983,125.00		50,311,898.08	466,611,784.08	87,835,071.73	117,584,240.72	92,344,754.45	167,903,909.16	465,667,976.06	81,920,049.19	112,223,552.57	93,973,520.42	164,267,680.08	452,384,802.26	(45,405,751.00)	943,808.02	13,283,173.80	
MOOE		80,748,000.00	4,354,875.00	85,102,875.00	80,748,000.00	(18,983,125.00)		23,338,000.00	85,102,875.00	26,188,559.26	33,344,169.16	16,799,654.50	8,762,519.64	85,094,902.56	13,750,348.04	17,862,450.16	14,315,191.85	10,943,019.50	56,871,009.55		7,972.44	1,483,055.53	26,740,837.48
Fin Ex																							
CO		50,000,000.00	70,000,000.00	120,000,000.00	50,000,000.00			70,000,000.00	120,000,000.00			49,775,026.52	70,000,000.00	119,775,026.52					7,466,253.98		224,973.48		112,308,772.54

Certified Correct:


 Shiela Marie V. De Guzman, MGM
 Supervising Administrative Officer
 Budget Officer


Date: 29/Jan/2018

Certified Correct:


 Junimar P. Baculo, CPA
 Accountant IV
 Chief Accountant

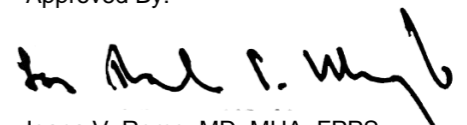
Date:

Recommended By:


 Jocelyn S. Casida, CPA, MBA
 Financial and Management Officer II
 Director, FMS

Date: 29/Jan/2018

Approved By:


 Joana V. Remo, MD, MHA, FPPS
 OIC-Medical Center Chief II
 Agency Head/Department

Date: 29/Jan/2018

Particulars	UACS CODE	Appropriation			Allotments					Current Year Obligations					Current Year Disbursements					Balances			
		Authorized Appropriation	Adjustments (Transfer To/From, Realignment)	Adjusted Appropriations	Allotments Received	Adjustments (Withdrawal, Realignment)	Transfer To	Transfer From	Adjusted Total Allotments	1st Quarter Ending March 31	2nd Quarter Ending June 30	3rd Quarter Ending Sept. 30	4th Quarter Ending Dec. 31	Total	1st Quarter Ending March 31	2nd Quarter Ending June 30	3rd Quarter Ending Sept. 30	4th Quarter Ending Dec. 31	Total	Unreleased Appropriations	Unobligated Allotment	Unpaid Obligations (15-20) = (23+24)	
																						Due and Demandable	Not Yet Due and Demandable
1	2	3	4	5=(3+4)	6	7	8	9	10=({6+(-)7}-8+9)	11	12	13	14	15=(11+12+13+14)	16	17	18	19	20=(16+17+18+19)	21=(5-10)	22=(10-15)	23	24
Fin Ex																							
CO																							
GRAND TOTAL		3,759,944.07	7,350,000.00	11,109,944.07	3,759,944.07			7,350,000.00	11,109,944.07	999,777.25	1,668,914.14	6,524,940.84	1,249,064.31	10,442,696.54	614,709.19	555,720.87	3,773,810.32	988,929.13	5,933,169.51		667,247.53	613,454.74	3,896,072.29
PS																							
MOOE		1,688,935.51	7,350,000.00	9,038,935.51	1,688,935.51			7,350,000.00	9,038,935.51	999,777.25	1,668,914.14	5,301,652.12	948,145.00	8,918,488.51	614,709.19	555,720.87	3,773,810.32	896,185.25	5,840,425.63		120,447.00	607,158.62	2,470,904.26
Fin Ex																							
CO		2,071,008.56		2,071,008.56	2,071,008.56				2,071,008.56			1,223,288.72	300,919.31	1,524,208.03				92,743.88	92,743.88		546,800.53	6,296.12	1,425,168.03

Certified Correct:



Shiela Marie V. De Guzman, MGM
Supervising Administrative Officer

Budget Officer

Date: 25/Jan/2018

Certified Correct:



Junimar P. Baculo, CPA
Accountant IV

Chief Accountant

Date:

Recommended By:

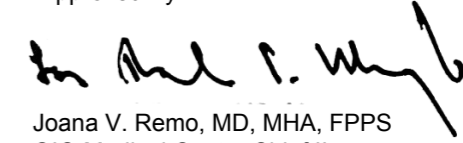


Jocelyn S. Casida, CPA, MBA
Financial and Management Officer II

Director, FMS

Date: 25/Jan/2018

Approved By:



Joana V. Remo, MD, MHA, FPPS
OIC-Medical Center Chief II

Agency Head/Department

Date: 26/Jan/2018