

# MONTHLY REPORT OF DISBURSEMENTS

For the month of January 31, 2017

Department: Health  
 Entity Name: "Amang" Rodriguez Memorial Medical Center  
 Operating Unit:  
 Organization Code (UACS): 13 001 14 00012  
 Funding Source Code (as clustered): 01


(e.g. Old Fund Code: 101,102, 151)


FAR No. 4

PARTICULARS	CURRENT YEAR BUDGET					PRIOR YEAR'S BUDGET											SUB-TOTAL	TRUST LIABILITIES				GRAND TOTAL					Remarks		
	PS	MOOE	Fin. Exp	CO	TOTAL	PRIOR YEARS ACCOUNTS PAYABLE				CURRENT YEARS ACCOUNTS PAYABLE					TOTAL	PS		MOOE	CO	TOTAL	PS	MOOE	Fin. Exp	CO	TOTAL				
						PS	MOOE	Fin. Exp	CO	Sub-Total	PS	MOOE	Fin. Exp	CO												Sub-Total			
1	2	3	4	5	6=(2+3+4+5)	7	8	9	10	11=(7+8+9+10)	12	13	14	15	16=(12+13+14+15)	17=(11+16)	18=(6+17)	19	20	21	22=(19+20+21)	23	24	25	26	27=(23+24+25+26)	28		
<b>January 31, 2017</b>																													
Notice of Cash Allocation (NCA)																													
MDS Checks Issued	22,460,125.87	2,640,424.73			25,100,550.60												25,100,550.60												
Advice to Debit Account							8,112,541.71			8,112,541.71							8,112,541.71												
Working Fund (NCA issued to BTr)																													
Tax Remittance Advices Issued (TRA)	5,607,875.56	3,491,252.52			9,099,128.08												9,099,128.08												
Cash Disbursement Ceiling (CDC)																													
Non-Cash Availment Authority (NCAA)																													
Others (CDT, BTr Docs Stamp, etc.)																													
<b>TOTAL</b>	28,068,001.43	6,131,677.25			34,199,678.68		8,112,541.71			8,112,541.71							42,312,220.39												
<b>February 28, 2017</b>																													
Notice of Cash Allocation																													
MDS Checks Issued																													
Advice to Debit Account																													
Tax Remittance Advices Issued																													
Cash Disbursement Ceiling																													
Non-Cash Availment Authority																													
Others (CDT, Docs Stamp, etc.)																													
<b>TOTAL</b>																													
<b>March 31, 2017</b>																													
Notice of Cash Allocation																													
MDS Checks Issued																													
Advice to Debit Account																													
Tax Remittance Advices Issued																													
Cash Disbursement Ceiling																													
Non-Cash Availment Authority																													
Others (CDT, Docs Stamp, etc.)																													
<b>TOTAL</b>																													
<b>1st QUARTER</b>																													
Notice of Cash Allocation																													
MDS Checks Issued	22,460,125.87	2,640,424.73			25,100,550.60												25,100,550.60												
Advice to Debit Account							8,112,541.71			8,112,541.71							8,112,541.71												
Tax Remittance Advices Issued	5,607,875.56	3,491,252.52			9,099,128.08												9,099,128.08												
Cash Disbursement Ceiling																													
Non-Cash Availment Authority																													
Others (CDT, Docs Stamp, etc.)																													
<b>TOTAL</b>	28,068,001.43	6,131,677.25			34,199,678.68		8,112,541.71			8,112,541.71							42,312,220.39												
<b>GRAND TOTAL</b>	28,068,001.43	6,131,677.25			34,199,678.68		8,112,541.71			8,112,541.71							42,312,220.39												

<b>SUMMARY:</b>		<u>Previous Report (Nov)</u>	<u>This month (Dec)</u>	<u>As of Date</u>		<u>Previous Report (-)</u>	<u>This month (January)</u>	<u>As of Date</u>
Total Disbursement Authorities Received					Total Disbursements Program	-	91,627,000.00	91,627,000.00
NCA			86,610,000.00	86,610,000.00	Less: * Actual Disbursements	-	(42,312,220.39)	(42,312,220.39)
Working Fund					(Over)/Under spending	-	49,314,779.61	49,314,779.61
TRA		9,099,128.08		9,099,128.08				
CDC								
NCAA								
Others (CDT, BTr Docs Stamp, etc.)								
Less: Notice of Transfer Allocations (NTA)* issued			95,709,128.08	95,709,128.08				
<b>Total Disbursements Authorities Available</b>								
Less: Lapsed NCA								
Disbursements *			(42,312,220.39)	(42,312,220.39)				
<b>Balance of Disbursements Authorities as of to</b>			53,396,907.69	53,396,907.69				

Notes: The use of NTA is discouraged  
 \* Amounts should tally

Certified Correct:  
  
 JUNIMAR P. BACULO, CPA  
 Accountant III  
 Date: \_\_\_\_\_


Approved By:  
  
 EMMANUEL M. BUENO, MD, FPCC  
 Medical Center Chief II  
 Date: \_\_\_\_\_

**MONTHLY REPORT OF DISBURSEMENTS**  
For the month of January, 2017


<b>Department: Department of Health (DOH)</b>						<b>Agency: Office of the Secretary</b>						<b>Operating Unit: 'Amang' Rodriguez Medical Center</b>															
<b>Organization Code (UACS): 130011400012</b>						<b>Fund Cluster: 01 - Regular Agency Fund</b>						<b>Report Status: SUBMITTED</b>															
PARTICULARS	CURRENT YEAR BUDGET					PRIOR YEAR'S BUDGET										SUB-TOTAL	TRUST LIABILITIES				GRAND TOTAL					REMARKS	
	PS	MOOE	Fin. Exp	CO	TOTAL	PRIOR YEAR'S ACCOUNTS PAYABLE					CURRENT YEAR'S ACCOUNTS PAYABLE						PS	MOOE	CO	TOTAL	PS	MOOE	Fin. Exp	CO	TOTAL		
						PS	MOOE	Fin. Exp	CO	Sub-Total	PS	MOOE	Fin. Exp	CO	Sub-Total												TOTAL
1	2	3	4	5	6=(2+3+4+5)	7	8	9	10	11=(7+8+9+10)	12	13	14	15	16=(12+13+14+15)	17=(11+16)	18=(6+17)	19	20	21	22=(19+20+21)	23	24	25	26	27=(23+24+25+26)	28
Notice of Cash Allocation (NCA)	22,460,125.87	2,640,424.73			25,100,550.60		8,112,541.71			8,112,541.71						8,112,541.71	33,213,092.31					22,460,125.87	10,752,966.44			33,213,092.31	
MDS Checks Issued	22,460,125.87	2,640,424.73			25,100,550.60												25,100,550.60					22,460,125.87	2,640,424.73			25,100,550.60	
Advice to Debit Account							8,112,541.71			8,112,541.71						8,112,541.71	8,112,541.71								8,112,541.71		
Notice of Transfer of Allocation (NTA)																											
MDS Checks Issued																											
Advice to Debit Account																											
Working Fund (NCA issued to BTr)																											
Tax Remittance Advices Issued (TRA)	5,607,875.56	3,491,252.52			9,099,128.08												9,099,128.08					5,607,875.56	3,491,252.52			9,099,128.08	
Cash Disbursement Ceiling (CDC)																											
Non-Cash Availment Authority (NCAA)																											
Others (CDT, BTr Docs Stamp, etc.)																											

**Summary**

PARTICULARS	PREVIOUS REPORT	CURRENT MONTH	AS OF DATE
(1)	(2)	(3)	(4)
Total Disbursement Authorities Received			
NCA		86,610,000.00	86,610,000.00
Working Fund			
TRA		9,099,128.08	9,099,128.08
CDC			
NCAA			
Others (CDT, BTr Docs Stamp, etc.)			
Less: Notice of Transfer Allocations (NTA)* issued			
Total Disbursements Authorities Available		95,709,128.08	95,709,128.08
Less			
Lapsed NCA			
Disbursements		42,312,220.39	42,312,220.39
Balance of Disbursements Authorities as of to date		53,396,907.69	53,396,907.69
Total Disbursements Program		91,627,000.00	91,627,000.00
Less: * Actual Disbursements		42,312,220.39	42,312,220.39
(Over)/Under spending~		49,314,779.61	49,314,779.61

Certified Correct:  
  
 JUNIMAR P. BACULO, CPA  
 Accountant III  
 Agency Chief Accountant

Date: 06/Feb/2017

Approved By:  
  
 EMMANUEL M. BUENO, MD, FPCS  
 Medical Center Chief II  
 Head of Agency or Authorized Representative  
 Date: 06/Feb/2017

# MONTHLY REPORT OF DISBURSEMENTS

For the month of February 28, 2017

Department: Health  
 Entity Name: "Amang" Rodriguez Memorial Medical Center  
 Operating Unit:  
 Organization Code (UACS): 13 001 14 00012  
 Funding Source Code (as clustered): 01


(e.g. Old Fund Code: 101,102, 151)


FAR No. 4

PARTICULARS	CURRENT YEAR BUDGET					PRIOR YEAR'S BUDGET											SUB-TOTAL	TRUST LIABILITIES				GRAND TOTAL					Remarks	
	PS	MOOE	Fin. Exp	CO	TOTAL	PRIOR YEARS ACCOUNTS PAYABLE					CURRENT YEARS ACCOUNTS PAYABLE							PS	MOOE	CO	TOTAL	PS	MOOE	Fin. Exp	CO	TOTAL		
						PS	MOOE	Fin. Exp	CO	Sub-Total	PS	MOOE	Fin. Exp	CO	Sub-Total	PS												MOOE
1	2	3	4	5	6=(2+3+4+5)	7	8	9	10	11=(7+8+9+10)	12	13	14	15	16=(12+13+14+15)	17=(11+16)	18=(6+17)	19	20	21	22=(19+20+21)	23	24	25	26	27=(23+24+25+26)	28	
<b>January 31, 2017</b>																												
Notice of Cash Allocation (NCA)																												
MDS Checks Issued	22,460,125.87	2,640,424.73			25,100,550.60					-					-	-	25,100,550.60					22,460,125.87	2,640,424.73				25,100,550.60	
Advice to Debit Account					-		8,112,541.71			8,112,541.71					-	8,112,541.71	8,112,541.71					-	8,112,541.71				8,112,541.71	
Working Fund (NCA issued to BTr)																												
Tax Remittance Advices Issued (TRA)	5,607,875.56	3,491,252.52			9,099,128.08					-					-	9,099,128.08	9,099,128.08					5,607,875.56	3,491,252.52				9,099,128.08	
Cash Disbursement Ceiling (CDC)																												
Non-Cash Availment Authority (NCAA)																												
Others (CDT, BTr Does Stamp, etc.)																												
<b>TOTAL</b>	<b>28,068,001.43</b>	<b>6,131,677.25</b>	<b>-</b>	<b>-</b>	<b>34,199,678.68</b>	<b>-</b>	<b>8,112,541.71</b>	<b>-</b>	<b>-</b>	<b>8,112,541.71</b>	<b>-</b>	<b>-</b>	<b>-</b>	<b>-</b>	<b>-</b>	<b>8,112,541.71</b>	<b>42,312,220.39</b>	<b>-</b>	<b>-</b>	<b>-</b>	<b>-</b>	<b>28,068,001.43</b>	<b>14,244,218.96</b>	<b>-</b>	<b>-</b>	<b>-</b>	<b>42,312,220.39</b>	
<b>February 28, 2017</b>																												
Notice of Cash Allocation																												
MDS Checks Issued	26,929,008.59	1,924,624.92			28,853,633.51					-					-	28,853,633.51	28,853,633.51					26,929,008.59	1,924,624.92				28,853,633.51	
Advice to Debit Account					-		4,629,169.07			4,629,169.07					-	4,629,169.07	4,629,169.07					-	4,629,169.07				4,629,169.07	
Tax Remittance Advices Issued	4,425,802.44	570,603.91			4,996,406.35					-					-	4,996,406.35	4,996,406.35					4,425,802.44	570,603.91				4,996,406.35	
Cash Disbursement Ceiling																												
Non-Cash Availment Authority																												
Others (CDT, Does Stamp, etc.)																												
<b>TOTAL</b>	<b>31,354,811.03</b>	<b>2,495,228.83</b>	<b>-</b>	<b>-</b>	<b>33,850,039.86</b>	<b>-</b>	<b>4,629,169.07</b>	<b>-</b>	<b>-</b>	<b>4,629,169.07</b>	<b>-</b>	<b>-</b>	<b>-</b>	<b>-</b>	<b>-</b>	<b>4,629,169.07</b>	<b>38,479,208.93</b>	<b>-</b>	<b>-</b>	<b>-</b>	<b>-</b>	<b>31,354,811.03</b>	<b>7,124,397.90</b>	<b>-</b>	<b>-</b>	<b>-</b>	<b>38,479,208.93</b>	
<b>March 31, 2017</b>																												
Notice of Cash Allocation																												
MDS Checks Issued																												
Advice to Debit Account																												
Tax Remittance Advices Issued																												
Cash Disbursement Ceiling																												
Non-Cash Availment Authority																												
Others (CDT, Does Stamp, etc.)																												
<b>TOTAL</b>	<b>-</b>	<b>-</b>	<b>-</b>	<b>-</b>	<b>-</b>	<b>-</b>	<b>-</b>	<b>-</b>	<b>-</b>	<b>-</b>	<b>-</b>	<b>-</b>	<b>-</b>	<b>-</b>	<b>-</b>	<b>-</b>	<b>-</b>	<b>-</b>	<b>-</b>	<b>-</b>	<b>-</b>	<b>-</b>	<b>-</b>	<b>-</b>	<b>-</b>	<b>-</b>	<b>-</b>	
<b>1st QUARTER</b>																												
Notice of Cash Allocation																												
MDS Checks Issued	49,389,134.46	4,565,049.65			53,954,184.11					-					-	53,954,184.11	53,954,184.11					49,389,134.46	4,565,049.65				53,954,184.11	
Advice to Debit Account					-		12,741,710.78			12,741,710.78					-	12,741,710.78	12,741,710.78					-	12,741,710.78				12,741,710.78	
Tax Remittance Advices Issued	10,033,678.00	4,061,856.43			14,095,534.43					-					-	14,095,534.43	14,095,534.43					10,033,678.00	4,061,856.43				14,095,534.43	
Cash Disbursement Ceiling																												
Non-Cash Availment Authority																												
Others (CDT, Does Stamp, etc.)																												
<b>GRAND TOTAL</b>	<b>59,422,812.46</b>	<b>8,626,906.08</b>	<b>-</b>	<b>-</b>	<b>68,049,718.54</b>	<b>-</b>	<b>12,741,710.78</b>	<b>-</b>	<b>-</b>	<b>12,741,710.78</b>	<b>-</b>	<b>-</b>	<b>-</b>	<b>-</b>	<b>-</b>	<b>12,741,710.78</b>	<b>80,791,429.32</b>	<b>-</b>	<b>-</b>	<b>-</b>	<b>-</b>	<b>59,422,812.46</b>	<b>21,368,616.86</b>	<b>-</b>	<b>-</b>	<b>-</b>	<b>80,791,429.32</b>	

<b>SUMMARY:</b>	<u>Previous Report (Nov)</u>	<u>This month (Dec)</u>	<u>As of Date</u>		<u>Previous Report (-)</u>	<u>This month (January)</u>	<u>As of Date</u>
Total Disbursement Authorities Received					91,627,000.00	40,871,000.00	132,498,000.00
NCA	86,610,000.00	38,479,208.93	125,089,208.93	Total Disbursements Program	(42,312,220.39)	(38,479,208.93)	(80,791,429.32)
Working Fund				Less: * Actual Disbursements	49,314,779.61	2,391,791.07	51,706,570.68
TRA	9,099,128.08	4,996,406.35	14,095,534.43	(Over)/Under spending			
CDC							
NCAA							
Others (CDT, BTr Does Stamp, etc.)							
Less: Notice of Transfer Allocations (NTA)* issued							
<b>Total Disbursements Authorities Available</b>	95,709,128.08	43,475,615.28	139,184,743.36				
Less: Lapsed NCA							
Disbursements *	(42,312,220.39)	(38,479,208.93)	(80,791,429.32)				
<b>Balance of Disbursements Authorities as of da</b>	<u>53,396,907.69</u>	<u>4,996,406.35</u>	<u>58,393,314.04</u>				

Notes: The use of NTA is discouraged  
 \* Amounts should tally

Certified Correct:  
  
 JUN M. BACULO, CPA  
 Accountant III  
 Date: \_\_\_\_\_

Approved By:  
  
 EMANUEL M. BUENO, MD, FPC  
 Medical Center Chief II  
 Date: \_\_\_\_\_

**MONTHLY REPORT OF DISBURSEMENTS  
For the month of February, 2017**

<b>Department: Department of Health (DOH)</b>						<b>Agency: Office of the Secretary</b>						<b>Operating Unit: 'Amang' Rodriguez Medical Center</b>																
<b>Organization Code (UACS): 130011400012</b>						<b>Fund Cluster: 01 - Regular Agency Fund</b>						<b>Report Status: SUBMITTED</b>																
PARTICULARS	CURRENT YEAR BUDGET					PRIOR YEAR'S BUDGET										SUB-TOTAL	TRUST LIABILITIES				GRAND TOTAL					REMARKS		
	PS	MOOE	Fin. Exp	CO	TOTAL	PRIOR YEAR'S ACCOUNTS PAYABLE				CURRENT YEAR'S ACCOUNTS PAYABLE							PS	MOOE	CO	TOTAL	PS	MOOE	Fin. Exp	CO	TOTAL			
						PS	MOOE	Fin. Exp	CO	Sub-Total	PS	MOOE	Fin. Exp	CO	Sub-Total												TOTAL	
1	2	3	4	5	6=(2+3+4+5)	7	8	9	10	11=(7+8+9+10)	12	13	14	15	16=(12+13+14+15)	17=(11+16)	18=(6+17)	19	20	21	22=(19+20+21)	23	24	25	26	27=(23+24+25+26)	28	
Notice of Cash Allocation (NCA)	26,929,008.59	1,924,624.92			28,853,633.51		4,629,169.07			4,629,169.07						4,629,169.07	33,482,802.58					26,929,008.59	6,553,793.99			33,482,802.58		
MDS Checks Issued	26,929,008.59	1,924,624.92			28,853,633.51		4,629,169.07			4,629,169.07						4,629,169.07	28,853,633.51					26,929,008.59	1,924,624.92			28,853,633.51		
Advice to Debit Account							4,629,169.07			4,629,169.07						4,629,169.07	4,629,169.07						4,629,169.07			4,629,169.07		
Notice of Transfer of Allocation (NTA)																												
MDS Checks Issued																												
Advice to Debit Account																												
Working Fund (NCA issued to BTr)																												
Tax Remittance Advices Issued (TRA)	4,425,802.44	570,603.91			4,996,406.35											4,996,406.35						4,425,802.44	570,603.91			4,996,406.35		
Cash Disbursement Ceiling (CDC)																												
Non-Cash Availment Authority (NCAA)																												
Others (CDT, BTr Docs Stamp, etc.)																												

**Summary**

PARTICULARS	PREVIOUS REPORT	CURRENT MONTH	AS OF DATE
(1)	(2)	(3)	(4)
Total Disbursement Authorities Received			
NCA	86,610,000.00	39,300,671.00	125,910,671.00
Working Fund			
TRA	9,099,128.08	4,996,406.35	14,095,534.43
CDC			
NCAA			
Others (CDT, BTr Docs Stamp, etc.)			
Less: Notice of Transfer Allocations (NTA)* issued			
Total Disbursements Authorities Available	95,709,128.08	44,297,077.35	140,006,205.43
Less			
Lapsed NCA			
Disbursements		38,479,208.93	38,479,208.93
Balance of Disbursements Authorities as of to date	95,709,128.08	5,817,868.42	101,526,996.50
Total Disbursements Program	91,627,000.00	40,871,000.00	132,498,000.00
Less: * Actual Disbursements	42,312,220.39	38,479,208.93	80,791,429.32
(Over)/Under spending~	49,314,779.61	2,391,791.07	51,706,570.68

Certified Correct:



JUNIMAR P. BACULO, CPA  
Accountant III

Agency Chief Accountant

Date: 03/Mar/2017

Approved By:



EMMANUEL M. BUENO, MD, FPCS  
Medical Center Chief II

Head of Agency or Authorized Representative

Date: 03/Mar/2017

*This report was generated using the Unified Reporting System*

# MONTHLY REPORT OF DISBURSEMENTS

For the month of March 31, 2017


Department: Health  
 Entity Name: "Amang" Rodriguez Memorial Medical Center  
 Operating Unit:  
 Organization Code (UACS): 13 001 14 00012  
 Funding Source Code (as clustered): 01  
 (e.g. Old Fund Code: 101,102, 151)


FAR No. 4

PARTICULARS	CURRENT YEAR BUDGET					PRIOR YEAR'S BUDGET											SUB-TOTAL	TRUST LIABILITIES				GRAND TOTAL					Remarks	
	PS	MOOE	Fin. Exp	CO	TOTAL	PRIOR YEARS ACCOUNTS PAYABLE					CURRENT YEARS ACCOUNTS PAYABLE							PS	MOOE	CO	TOTAL	PS	MOOE	Fin. Exp	CO	TOTAL		
						PS	MOOE	Fin. Exp	CO	Sub-Total	PS	MOOE	Fin. Exp	CO	Sub-Total	PS												MOOE
1	2	3	4	5	6=(2+3+4+5)	7	8	9	10	11=(7+8+9+10)	12	13	14	15	16=(12+13+14+15)	17=(11+16)	18=(6+17)	19	20	21	22=(19+20+21)	23	24	25	26	27=(23+24+25+26)	28	
<b>January 31, 2017</b>																												
Notice of Cash Allocation (NCA)																												
MDS Checks Issued	22,460,125.87	2,640,424.73			25,100,550.60												25,100,550.60											
Advice to Debit Account							8,112,541.71			8,112,541.71							8,112,541.71											
Working Fund (NCA issued to BTr)																												
Tax Remittance Advices Issued (TRA)	5,607,875.56	3,491,252.52			9,099,128.08												9,099,128.08											
Cash Disbursement Ceiling (CDC)																												
Non-Cash Availment Authority (NCAA)																												
Others (CDT, BTr Docs Stamp, etc.)																												
<b>TOTAL</b>	<b>28,068,001.43</b>	<b>6,131,677.25</b>			<b>34,199,678.68</b>		<b>8,112,541.71</b>			<b>8,112,541.71</b>						<b>8,112,541.71</b>	<b>42,312,220.39</b>										<b>42,312,220.39</b>	
<b>February 28, 2017</b>																												
Notice of Cash Allocation																												
MDS Checks Issued	26,929,008.59	1,924,624.92			28,853,633.51												28,853,633.51											
Advice to Debit Account							4,629,169.07			4,629,169.07							4,629,169.07											
Tax Remittance Advices Issued	4,425,802.44	570,603.91			4,996,406.35												4,996,406.35											
Cash Disbursement Ceiling																												
Non-Cash Availment Authority																												
Others (CDT, Docs Stamp, etc.)																												
<b>TOTAL</b>	<b>31,354,811.03</b>	<b>2,495,228.83</b>			<b>33,850,039.86</b>		<b>4,629,169.07</b>			<b>4,629,169.07</b>						<b>4,629,169.07</b>	<b>38,479,208.93</b>									<b>38,479,208.93</b>		
<b>March 31, 2017</b>																												
Notice of Cash Allocation																												
MDS Checks Issued	33,887,910.87	5,545,962.23			39,433,873.10												39,433,873.10											
Advice to Debit Account							12,249,439.95			12,249,439.95							12,249,439.95											
Tax Remittance Advices Issued	4,012,073.74	308,554.15			4,320,627.89					26,073,914.08							26,073,914.08											
Cash Disbursement Ceiling																												
Non-Cash Availment Authority																												
Others (CDT, Docs Stamp, etc.)																												
<b>TOTAL</b>	<b>37,899,984.61</b>	<b>10,553,724.97</b>			<b>48,453,709.58</b>		<b>12,249,439.95</b>			<b>12,249,439.95</b>						<b>26,073,914.08</b>	<b>86,777,063.61</b>									<b>86,777,063.61</b>		
<b>1st QUARTER</b>																												
Notice of Cash Allocation																												
MDS Checks Issued	83,277,045.33	10,111,011.88			93,388,057.21												93,388,057.21											
Advice to Debit Account							24,991,150.73			24,991,150.73							24,991,150.73											
Tax Remittance Advices Issued	14,045,751.74	4,370,410.58			18,416,162.32					51,065,064.81							51,065,064.81											
Cash Disbursement Ceiling																												
Non-Cash Availment Authority																												
Others (CDT, Docs Stamp, etc.)																												
<b>GRAND TOTAL</b>	<b>97,322,797.07</b>	<b>19,180,631.05</b>			<b>116,503,428.12</b>		<b>24,991,150.73</b>			<b>24,991,150.73</b>						<b>51,065,064.81</b>	<b>167,568,492.93</b>									<b>167,568,492.93</b>		

<b>SUMMARY:</b>		<u>Previous Report (Feb)</u>	<u>This month (Mar)</u>	<u>As of Date</u>		<u>Previous Report (Feb)</u>	<u>This month (March)</u>	<u>As of Date</u>
Total Disbursement Authorities Received						132,498,000.00	41,172,000.00	173,670,000.00
NCA		125,910,671.00	39,310,112.00	165,220,783.00	Total Disbursements Program	(80,791,429.32)	(86,969,293.87)	(167,760,723.19)
Working Fund					Less: * Actual Disbursements	51,706,570.68	(45,797,293.87)	5,909,276.81
TRA		14,095,534.43	4,320,627.89	18,416,162.32	(Over)/Under spending			
CDC								
NCAA								
Others (CDT, BTr Docs Stamp, etc.)								
Less: Notice of Transfer Allocations (NTA)* issued								
<b>Total Disbursements Authorities Available</b>		140,006,205.43	43,630,739.89	183,636,945.32				
Less: Lapsed NCA								
Disbursements *		(80,791,429.32)	(86,969,293.87)	(167,760,723.19)				
<b>Balance of Disbursements Authorities as of to</b>		<u>59,214,776.11</u>	<u>(43,338,553.98)</u>	<u>15,876,222.13</u>				

Notes: The use of NTA is discouraged  
 \* Amounts should tally

Certified Correct:  
  
**JUN MIRO P. BACULO, CPA**  
 Accountant III  
 Date: \_\_\_\_\_

Approved By:  
  
**EMMANUEL M. BUENO, MD, FPCC**  
 Medical Center Chief II  
 Date: \_\_\_\_\_


**MONTHLY REPORT OF DISBURSEMENTS**  
For the month of March, 2017

<b>Department: Department of Health (DOH)</b>						<b>Agency: Office of the Secretary</b>						<b>Operating Unit: 'Amang' Rodriguez Medical Center</b>															
<b>Organization Code (UACS): 130011400012</b>						<b>Fund Cluster: 01 - Regular Agency Fund</b>						<b>Report Status: SUBMITTED</b>															
PARTICULARS	CURRENT YEAR BUDGET					PRIOR YEAR'S BUDGET										SUB-TOTAL	TRUST LIABILITIES				GRAND TOTAL					REMARKS	
	PS	MOOE	Fin. Exp	CO	TOTAL	PRIOR YEAR'S ACCOUNTS PAYABLE					CURRENT YEAR'S ACCOUNTS PAYABLE						PS	MOOE	CO	TOTAL	PS	MOOE	Fin. Exp	CO	TOTAL		
						PS	MOOE	Fin. Exp	CO	Sub-Total	PS	MOOE	Fin. Exp	CO	Sub-Total												TOTAL
1	2	3	4	5	6=(2+3+4+5)	7	8	9	10	11=(7+8+9+10)	12	13	14	15	16=(12+13+14+15)	17=(11+16)	18=(6+17)	19	20	21	22=(19+20+21)	23	24	25	26	27=(23+24+25+26)	28
Notice of Cash Allocation (NCA)	33,887,910.87	10,245,170.82			44,133,081.69		12,249,439.95		26,073,914.08	38,323,354.03						38,323,354.03	82,456,435.72	192,230.26		192,230.26	33,887,910.87	22,686,841.03			26,073,914.08	82,648,665.98	
MDS Checks Issued	33,887,910.87	5,545,962.23			39,433,873.10												39,433,873.10	192,230.26		192,230.26	33,887,910.87	5,738,192.49				39,626,103.36	
Advice to Debit Account		4,699,208.59			4,699,208.59		12,249,439.95		26,073,914.08	38,323,354.03						38,323,354.03	43,022,562.62					16,948,648.54		26,073,914.08	43,022,562.62		
Notice of Transfer of Allocation (NTA)																											
MDS Checks Issued																											
Advice to Debit Account																											
Working Fund (NCA issued to BTr)																											
Tax Remittance Advices Issued (TRA)	4,012,073.74	308,554.15			4,320,627.89												4,320,627.89				4,012,073.74	308,554.15				4,320,627.89	
Cash Disbursement Ceiling (CDC)																											
Non-Cash Availment Authority (NCAA)																											
Others (CDT, BTr Docs Stamp, etc.)																											

**Summary**

PARTICULARS	PREVIOUS REPORT	CURRENT MONTH	AS OF DATE
(1)	(2)	(3)	(4)
Total Disbursement Authorities Received			
NCA	125,910,671.00	39,310,112.00	165,220,783.00
Working Fund			
TRA	14,095,534.43	4,320,627.89	18,416,162.32
CDC			
NCAA			
Others (CDT, BTr Docs Stamp, etc.)			
Less: Notice of Transfer Allocations (NTA)* issued			
Total Disbursements Authorities Available	140,006,205.43	43,630,739.89	183,636,945.32
Less			
Lapsed NCA		14,879,669.39	14,879,669.39
Disbursements	80,791,429.32	86,969,293.87	167,760,723.19
Balance of Disbursements Authorities as of to date	59,214,776.11	(58,218,223.37)	996,552.74
Total Disbursements Program	132,498,000.00	41,172,000.00	173,670,000.00
Less: * Actual Disbursements	80,791,429.32	86,969,293.87	167,760,723.19
(Over)/Under spending~	51,706,570.68	(45,797,293.87)	5,909,276.81

Certified Correct:




JUNIMAR P. BACULO, CPA  
Accountant III

Agency Chief Accountant

Date: 04/Apr/2017

Approved By:



EMMANUEL M. BUENO, MD, FPCS  
Medical Center Chief II  
Head of Agency or Authorized Representative

Date: 04/Apr/2017

# MONTHLY REPORT OF DISBURSEMENTS

For the month of April 30, 2017

Department: Health  
 Entity Name: "Amang" Rodriguez Memorial Medical Center  
 Operating Unit:  
 Organization Code (UACS): 13 001 14 00012  
 Funding Source Code (as clustered): 01  
 (e.g. Old Fund Code: 101,102, 151)


FAR No. 4

PARTICULARS	CURRENT YEAR BUDGET					PRIOR YEAR'S BUDGET											SUB-TOTAL	TRUST LIABILITIES				GRAND TOTAL					Remarks	
	PS	MOOE	Fin. Exp	CO	TOTAL	PRIOR YEARS ACCOUNTS PAYABLE					CURRENT YEARS ACCOUNTS PAYABLE							PS	MOOE	CO	TOTAL	PS	MOOE	Fin. Exp	CO	TOTAL		
						PS	MOOE	Fin. Exp	CO	Sub-Total	PS	MOOE	Fin. Exp	CO	Sub-Total	PS												MOOE
1	2	3	4	5	6=(2+3+4+5)	7	8	9	10	11=(7+8+9+10)	12	13	14	15	16=(12+13+14+15)	17=(11+16)	18=(6+17)	19	20	21	22=(19+20+21)	23	24	25	26	27=(23+24+25+26)	28	
<b>April 30, 2017</b>																												
Notice of Cash Allocation (NCA)																												
MDS Checks Issued	20,967,636.03	811,404.38			21,779,040.41																							
Advice to Debit Account		3,069,500.73			3,069,500.73		576,737.20		785,535.72	1,362,272.92																		
Working Fund (NCA issued to BTr)																												
Tax Remittance Advices Issued (TRA)	6,984,657.43	298,139.44			7,282,796.87																							
Cash Disbursement Ceiling (CDC)																												
Non-Cash Availment Authority (NCAA)																												
Others (CDT, BTr Docs Stamp, etc.)																												
<b>TOTAL</b>	27,952,293.46	4,179,044.55			32,131,338.01		576,737.20		785,535.72	1,362,272.92																		
<b>May 31, 2017</b>																												
Notice of Cash Allocation																												
MDS Checks Issued																												
Advice to Debit Account																												
Tax Remittance Advices Issued																												
Cash Disbursement Ceiling																												
Non-Cash Availment Authority																												
Others (CDT, Docs Stamp, etc.)																												
<b>TOTAL</b>																												
<b>June 30, 2017</b>																												
Notice of Cash Allocation																												
MDS Checks Issued																												
Advice to Debit Account																												
Tax Remittance Advices Issued																												
Cash Disbursement Ceiling																												
Non-Cash Availment Authority																												
Others (CDT, Docs Stamp, etc.)																												
<b>TOTAL</b>																												
<b>2nd QUARTER</b>																												
Notice of Cash Allocation																												
MDS Checks Issued	20,967,636.03	811,404.38			21,779,040.41																							
Advice to Debit Account		3,069,500.73			3,069,500.73		576,737.20		785,535.72	1,362,272.92																		
Tax Remittance Advices Issued	6,984,657.43	298,139.44			7,282,796.87																							
Cash Disbursement Ceiling																												
Non-Cash Availment Authority																												
Others (CDT, Docs Stamp, etc.)																												
<b>TOTAL</b>	27,952,293.46	4,179,044.55			32,131,338.01		576,737.20		785,535.72	1,362,272.92																		
<b>GRAND TOTAL</b>	27,952,293.46	4,179,044.55			32,131,338.01		576,737.20		785,535.72	1,362,272.92																		


<p><b>SUMMARY:</b></p> <table border="0" style="width: 100%;"> <tr> <td></td> <td style="text-align: center;"><u>Previous Report (Mar)</u></td> <td style="text-align: center;"><u>This month (April)</u></td> <td style="text-align: center;"><u>As of Date</u></td> </tr> <tr> <td>Total Disbursement Authorities Received</td> <td></td> <td></td> <td></td> </tr> <tr> <td>  NCA</td> <td style="text-align: right;">165,220,783.00</td> <td style="text-align: right;">46,450,000.00</td> <td style="text-align: right;">211,670,783.00</td> </tr> <tr> <td>  Working Fund</td> <td></td> <td></td> <td></td> </tr> <tr> <td>  TRA</td> <td style="text-align: right;">18,416,162.32</td> <td style="text-align: right;">7,282,796.87</td> <td style="text-align: right;">25,698,959.19</td> </tr> <tr> <td>  CDC</td> <td></td> <td></td> <td></td> </tr> <tr> <td>  NCAA</td> <td></td> <td></td> <td></td> </tr> <tr> <td>  Others (CDT, BTr Docs Stamp, etc.)</td> <td></td> <td></td> <td></td> </tr> <tr> <td>Less: Notice of Transfer Allocations (NTA)* issued</td> <td></td> <td></td> <td></td> </tr> <tr> <td><b>Total Disbursements Authorities Available</b></td> <td style="text-align: right;">183,636,945.32</td> <td style="text-align: right;">53,732,796.87</td> <td style="text-align: right;">237,369,742.19</td> </tr> <tr> <td>Less: Lapsed NCA</td> <td style="text-align: right;">(14,879,669.39)</td> <td></td> <td style="text-align: right;">(14,879,669.39)</td> </tr> <tr> <td>  Disbursements *</td> <td style="text-align: right;">(167,760,723.19)</td> <td style="text-align: right;">(33,577,110.93)</td> <td style="text-align: right;">(201,337,834.12)</td> </tr> <tr> <td><b>Balance of Disbursements Authorities as of da</b></td> <td style="text-align: right; border-top: 1px solid black;">996,552.74</td> <td style="text-align: right; border-top: 1px solid black;">20,155,685.94</td> <td style="text-align: right; border-top: 1px solid black;">21,152,238.68</td> </tr> </table>		<u>Previous Report (Mar)</u>	<u>This month (April)</u>	<u>As of Date</u>	Total Disbursement Authorities Received				NCA	165,220,783.00	46,450,000.00	211,670,783.00	Working Fund				TRA	18,416,162.32	7,282,796.87	25,698,959.19	CDC				NCAA				Others (CDT, BTr Docs Stamp, etc.)				Less: Notice of Transfer Allocations (NTA)* issued				<b>Total Disbursements Authorities Available</b>	183,636,945.32	53,732,796.87	237,369,742.19	Less: Lapsed NCA	(14,879,669.39)		(14,879,669.39)	Disbursements *	(167,760,723.19)	(33,577,110.93)	(201,337,834.12)	<b>Balance of Disbursements Authorities as of da</b>	996,552.74	20,155,685.94	21,152,238.68	<table border="0" style="width: 100%;"> <tr> <td></td> <td style="text-align: center;"><u>Previous Report (Mar)</u></td> <td style="text-align: center;"><u>This month (April)</u></td> <td style="text-align: center;"><u>As of Date</u></td> </tr> <tr> <td>Total Disbursements Program</td> <td style="text-align: right;">173,670,000.00</td> <td style="text-align: right;">49,004,000.00</td> <td style="text-align: right;">222,674,000.00</td> </tr> <tr> <td>Less: * Actual Disbursements</td> <td style="text-align: right;">(167,760,723.19)</td> <td style="text-align: right;">(33,577,110.93)</td> <td style="text-align: right;">(201,337,834.12)</td> </tr> <tr> <td>(Over)/Under spending</td> <td style="text-align: right; border-top: 1px solid black;">5,909,276.81</td> <td style="text-align: right; border-top: 1px solid black;">15,426,889.07</td> <td style="text-align: right; border-top: 1px solid black;">21,336,165.88</td> </tr> </table>		<u>Previous Report (Mar)</u>	<u>This month (April)</u>	<u>As of Date</u>	Total Disbursements Program	173,670,000.00	49,004,000.00	222,674,000.00	Less: * Actual Disbursements	(167,760,723.19)	(33,577,110.93)	(201,337,834.12)	(Over)/Under spending	5,909,276.81	15,426,889.07	21,336,165.88
	<u>Previous Report (Mar)</u>	<u>This month (April)</u>	<u>As of Date</u>																																																																		
Total Disbursement Authorities Received																																																																					
NCA	165,220,783.00	46,450,000.00	211,670,783.00																																																																		
Working Fund																																																																					
TRA	18,416,162.32	7,282,796.87	25,698,959.19																																																																		
CDC																																																																					
NCAA																																																																					
Others (CDT, BTr Docs Stamp, etc.)																																																																					
Less: Notice of Transfer Allocations (NTA)* issued																																																																					
<b>Total Disbursements Authorities Available</b>	183,636,945.32	53,732,796.87	237,369,742.19																																																																		
Less: Lapsed NCA	(14,879,669.39)		(14,879,669.39)																																																																		
Disbursements *	(167,760,723.19)	(33,577,110.93)	(201,337,834.12)																																																																		
<b>Balance of Disbursements Authorities as of da</b>	996,552.74	20,155,685.94	21,152,238.68																																																																		
	<u>Previous Report (Mar)</u>	<u>This month (April)</u>	<u>As of Date</u>																																																																		
Total Disbursements Program	173,670,000.00	49,004,000.00	222,674,000.00																																																																		
Less: * Actual Disbursements	(167,760,723.19)	(33,577,110.93)	(201,337,834.12)																																																																		
(Over)/Under spending	5,909,276.81	15,426,889.07	21,336,165.88																																																																		

Notes: The use of NTA is discouraged  
 \* Amounts should tally

Certified Correct:

  
**JUNIARO P. BACULO, CPA**  
 Accountant III  
 Date: \_\_\_\_\_

Approved By:

  
**EMMANUEL M. BUENO, MD, FPCCS**  
 Medical Center Chief II  
 Date: \_\_\_\_\_


**MONTHLY REPORT OF DISBURSEMENTS**  
For the month of April, 2017

<b>Department: Department of Health (DOH)</b>						<b>Agency: Office of the Secretary</b>						<b>Operating Unit: 'Amang' Rodriguez Medical Center</b>																	
<b>Organization Code (UACS): 130011400012</b>						<b>Fund Cluster: 01 - Regular Agency Fund</b>						<b>Report Status: SUBMITTED</b>																	
PARTICULARS	CURRENT YEAR BUDGET					PRIOR YEAR'S BUDGET										SUB-TOTAL	TRUST LIABILITIES				GRAND TOTAL					REMARKS			
	PS	MOOE	Fin. Exp	CO	TOTAL	PRIOR YEAR'S ACCOUNTS PAYABLE					CURRENT YEAR'S ACCOUNTS PAYABLE						PS	MOOE	CO	TOTAL	PS	MOOE	Fin. Exp	CO	TOTAL				
						PS	MOOE	Fin. Exp	CO	Sub-Total	PS	MOOE	Fin. Exp	CO	Sub-Total												TOTAL		
1	2	3	4	5	6=(2+3+4+5)	7	8	9	10	11=(7+8+9+10)	12	13	14	15	16=(12+13+14+15)	17=(11+16)	18=(6+17)	19	20	21	22=(19+20+21)	23	24	25	26	27=(23+24+25+26)	28		
Notice of Cash Allocation (NCA)	20,967,636.03	3,880,905.11			24,848,541.14		576,737.20		785,535.72	1,362,272.92						1,362,272.92	26,210,814.06		83,500.00		83,500.00	20,967,636.03	4,541,142.31		785,535.72	26,294,314.06			
MDS Checks Issued	20,967,636.03	811,404.38			21,779,040.41												21,779,040.41		83,500.00		83,500.00	20,967,636.03	894,904.38			21,862,540.41			
Advice to Debit Account		3,069,500.73			3,069,500.73		576,737.20		785,535.72	1,362,272.92						1,362,272.92	4,431,773.65						3,646,237.93		785,535.72	4,431,773.65			
Notice of Transfer of Allocation (NTA)																													
MDS Checks Issued																													
Advice to Debit Account																													
Working Fund (NCA issued to BTr)																													
Tax Remittance Advices Issued (TRA)	6,984,657.43	298,139.44			7,282,796.87												7,282,796.87					6,984,657.43	298,139.44			7,282,796.87			
Cash Disbursement Ceiling (CDC)																													
Non-Cash Availment Authority (NCAA)																													
Others (CDT, BTr Docs Stamp, etc.)																													

**Summary**

PARTICULARS	PREVIOUS REPORT	CURRENT MONTH	AS OF DATE
(1)	(2)	(3)	(4)
Total Disbursement Authorities Received			
NCA	165,220,783.00	46,450,000.00	211,670,783.00
Working Fund			
TRA	18,416,162.32	7,282,796.87	25,698,959.19
CDC			
NCAA			
Others (CDT, BTr Docs Stamp, etc.)			
Less: Notice of Transfer Allocations (NTA)* issued			
Total Disbursements Authorities Available	183,636,945.32	53,732,796.87	237,369,742.19
Less			
Lapsed NCA	14,879,669.39		14,879,669.39
Disbursements	167,760,723.19	33,577,110.93	201,337,834.12
Balance of Disbursements Authorities as of to date	96,552.74	20,155,685.94	21,152,238.68
Total Disbursements Program	173,670,000.00	49,004,000.00	222,674,000.00
Less: * Actual Disbursements	167,760,723.19	33,577,110.93	201,337,834.12
(Over)/Under spending~	5,909,276.81	15,426,889.07	21,336,165.88

Certified Correct:



**JUNIMAR P. BACULO, CPA**  
Accountant III

Agency Chief Accountant

Date: 09/May/2017

Approved By:



**EMMANUEL M. BUENO, MD, FPCS**  
Medical Center Chief II

Head of Agency or Authorized Representative

Date: 18/May/2017



# MONTHLY REPORT OF DISBURSEMENTS

For the month of May 31, 2017

Department: Health  
 Entity Name: "Amang" Rodriguez Memorial Medical Center  
 Operating Unit:  
 Organization Code (UACS): 13 001 14 00012  
 Funding Source Code (as clustered): 01

(e.g. Old Fund Code: 101,102, 151)


FAR No. 4


PARTICULARS	CURRENT YEAR BUDGET					PRIOR YEAR'S BUDGET											SUB-TOTAL	TRUST LIABILITIES				GRAND TOTAL					Remarks		
	PS	MOOE	Fin. Exp	CO	TOTAL	PRIOR YEARS ACCOUNTS PAYABLE					CURRENT YEARS ACCOUNTS PAYABLE					PS		MOOE	CO	TOTAL	PS	MOOE	Fin. Exp	CO	TOTAL				
						PS	MOOE	Fin. Exp	CO	Sub-Total	PS	MOOE	Fin. Exp	CO	Sub-Total														
1	2	3	4	5	6=(2+3+4+5)	7	8	9	10	11=(7+8+9+10)	12	13	14	15	16=(12+13+14+15)	17=(11+16)	18=(6+17)	19	20	21	22=(19+20+21)	23	24	25	26	27=(23+24+25+26)	28		
<b>April 30, 2017</b>																													
Notice of Cash Allocation (NCA)																													
MDS Checks Issued	20,967,636.03	811,404.38			21,779,040.41																								
Advice to Debit Account		3,069,500.73			3,069,500.73		576,737.20		785,535.72	1,362,272.92																			
Working Fund (NCA issued to BTr)																													
Tax Remittance Advices Issued (TRA)	6,984,657.43	298,139.44			7,282,796.87																								
Cash Disbursement Ceiling (CDC)																													
Non-Cash Availment Authority (NCAA)																													
Others (CDT, BTr Docs Stamp, etc.)																													
<b>TOTAL</b>	<b>27,952,293.46</b>	<b>4,179,044.55</b>			<b>32,131,338.01</b>		<b>576,737.20</b>		<b>785,535.72</b>	<b>1,362,272.92</b>																			
<b>May 31, 2017</b>																													
Notice of Cash Allocation																													
MDS Checks Issued	46,380,740.33	4,617,913.54			50,998,653.87	158,615.65				158,615.65																			
Advice to Debit Account		2,338,672.59			2,338,672.59		140,855.98			140,855.98																			
Tax Remittance Advices Issued	4,832,309.50	163,054.38			4,995,363.88	357.41	73,979.22			74,336.63																			
Cash Disbursement Ceiling																													
Non-Cash Availment Authority																													
Others (CDT, Docs Stamp, etc.)																													
<b>TOTAL</b>	<b>51,213,049.83</b>	<b>7,119,640.51</b>			<b>58,332,690.34</b>	<b>158,973.06</b>	<b>214,835.20</b>			<b>373,808.26</b>																			
<b>June 30, 2017</b>																													
Notice of Cash Allocation																													
MDS Checks Issued																													
Advice to Debit Account																													
Tax Remittance Advices Issued																													
Cash Disbursement Ceiling																													
Non-Cash Availment Authority																													
Others (CDT, Docs Stamp, etc.)																													
<b>TOTAL</b>	<b>-</b>	<b>-</b>	<b>-</b>	<b>-</b>	<b>-</b>	<b>-</b>	<b>-</b>	<b>-</b>	<b>-</b>	<b>-</b>	<b>-</b>	<b>-</b>	<b>-</b>	<b>-</b>	<b>-</b>	<b>-</b>	<b>-</b>	<b>-</b>	<b>-</b>	<b>-</b>	<b>-</b>	<b>-</b>	<b>-</b>	<b>-</b>	<b>-</b>	<b>-</b>	<b>-</b>	<b>-</b>	
<b>2nd QUARTER</b>																													
Notice of Cash Allocation																													
MDS Checks Issued	67,348,376.36	5,429,317.92			72,777,694.28	158,615.65				158,615.65																			
Advice to Debit Account		5,408,173.32			5,408,173.32		717,593.18			785,535.72	1,503,128.90																		
Tax Remittance Advices Issued	11,816,966.93	461,193.82			12,278,160.75	357.41	73,979.22			74,336.63																			
Cash Disbursement Ceiling																													
Non-Cash Availment Authority																													
Others (CDT, Docs Stamp, etc.)																													
<b>TOTAL</b>	<b>79,165,343.29</b>	<b>11,298,685.06</b>			<b>90,464,028.35</b>	<b>158,973.06</b>	<b>791,572.40</b>			<b>785,535.72</b>	<b>1,736,081.18</b>																		
<b>GRAND TOTAL</b>	<b>79,165,343.29</b>	<b>11,298,685.06</b>			<b>90,464,028.35</b>	<b>158,973.06</b>	<b>791,572.40</b>			<b>785,535.72</b>	<b>1,736,081.18</b>																		

<b>SUMMARY:</b>		<u>Previous Report (April)</u>	<u>This month (May)</u>	<u>As of Date</u>		<u>Previous Report (April)</u>	<u>This month (May)</u>	<u>As of Date</u>
Total Disbursement Authorities Received					Total Disbursements Program	222,674,000.00	50,717,000.00	273,391,000.00
NCA		211,670,783.00	50,607,921.00	262,278,704.00	Less: * Actual Disbursements	(201,337,834.12)	(59,009,838.60)	(260,347,672.72)
Working Fund					(Over)/Under spending	21,336,165.88	(8,292,838.60)	13,043,327.28
TRA		25,698,959.19	5,069,700.51	30,768,659.70				
CDC								
NCAA								
Others (CDT, BTr Docs Stamp, etc.)								
Less: Notice of Transfer Allocations (NTA)* issued								
<b>Total Disbursements Authorities Available</b>		237,369,742.19	55,677,621.51	293,047,363.70				
Less: Lapsed NCA		(14,879,669.39)	-	(14,879,669.39)				
Disbursements *		(201,337,834.12)	(59,009,838.60)	(260,347,672.72)				
<b>Balance of Disbursements Authorities as of da</b>		<b>21,152,238.68</b>	<b>(3,332,217.09)</b>	<b>17,820,021.59</b>				

Notes: The use of NTA is discouraged  
 \* Amounts should tally

Reg 15,450,387.85  
 TR 1,265,235.74  
 ada 1,104,398.00

Certified Correct: \_\_\_\_\_  
  
**JUNIMAR P. BACULO, CPA**  
 Accountant III  
 Date: \_\_\_\_\_

Approved by: \_\_\_\_\_  
  
**EMMANUEL M. BUENO, MD, FPCC**  
 Medical Center Chief II  
 Date: \_\_\_\_\_


**MONTHLY REPORT OF DISBURSEMENTS**  
For the month of May, 2017

<b>Department: Department of Health (DOH)</b>					<b>Agency: Office of the Secretary</b>										<b>Operating Unit: 'Amang' Rodriguez Medical Center</b>														
<b>Organization Code (UACS): 130011400012</b>					<b>Fund Cluster: 01 - Regular Agency Fund</b>										<b>Report Status: SUBMITTED</b>														
PARTICULARS	CURRENT YEAR BUDGET					PRIOR YEAR'S BUDGET										SUB-TOTAL	TRUST LIABILITIES				GRAND TOTAL					REMARKS			
	PS	MOOE	Fin. Exp	CO	TOTAL	PRIOR YEAR'S ACCOUNTS PAYABLE				CURRENT YEAR'S ACCOUNTS PAYABLE							PS	MOOE	CO	TOTAL	PS	MOOE	Fin. Exp	CO	TOTAL				
						PS	MOOE	Fin. Exp	CO	Sub-Total	PS	MOOE	Fin. Exp	CO	Sub-Total												TOTAL		
1	2	3	4	5	6=(2+3+4+5)	7	8	9	10	11=(7+8+9+10)	12	13	14	15	16=(12+13+14+15)	17=(11+16)	18=(6+17)	19	20	21	22=(19+20+21)	23	24	25	26	27=(23+24+25+26)	28		
Notice of Cash Allocation (NCA)	46,380,740.33	6,956,586.13			53,337,326.46	158,615.65	140,855.98			299,471.63						299,471.63	53,636,798.09		303,340.00		303,340.00	46,539,355.98	7,400,782.11				53,940,138.09		
MDS Checks Issued	46,380,740.33	4,617,913.54			50,998,653.87	158,615.65				158,615.65						158,615.65	51,157,269.52		303,340.00		303,340.00	46,539,355.98	4,921,253.54				51,460,609.52		
Advice to Debit Account		2,338,672.59			2,338,672.59		140,855.98			140,855.98						140,855.98	2,479,528.57						2,479,528.57				2,479,528.57		
Notice of Transfer of Allocation (NTA)																													
MDS Checks Issued																													
Advice to Debit Account																													
Working Fund (NCA issued to BTr)																													
Tax Remittance Advices Issued (TRA)	4,832,309.50	163,054.38			4,995,363.88	357.41	73,979.22			74,336.63						74,336.63	5,069,700.51					4,832,666.91	237,033.60				5,069,700.51		
Cash Disbursement Ceiling (CDC)																													
Non-Cash Availment Authority (NCAA)																													
Others (CDT, BTr Docs Stamp, etc.)																													

**Summary**

PARTICULARS	PREVIOUS REPORT	CURRENT MONTH	AS OF DATE
(1)	(2)	(3)	(4)
Total Disbursement Authorities Received			
NCA	211,670,783.00	50,607,921.00	262,278,704.00
Working Fund			
TRA	25,698,959.19	5,069,700.51	30,768,659.70
CDC			
NCAA			
Others (CDT, BTr Docs Stamp, etc.)			
Less: Notice of Transfer Allocations (NTA)* issued			
Total Disbursements Authorities Available	237,369,742.19	55,677,621.51	293,047,363.70
Less			
Lapsed NCA	14,879,669.39		14,879,669.39
Disbursements	201,337,834.12	59,009,838.60	260,347,672.72
Balance of Disbursements Authorities as of to date	21,152,238.68	(3,332,217.09)	17,820,021.59
Total Disbursements Program	222,674,000.00	50,717,000.00	273,391,000.00
Less: * Actual Disbursements	201,337,834.12	59,009,838.60	260,347,672.72
(Over)/Under spending~	21,336,165.88	(8,292,838.60)	13,043,327.28

Certified Correct:



**JUNIMAR P. BACULO, CPA**  
Accountant III

Agency Chief Accountant

Date: 06/Jun/2017

Approved By:



**EMMANUEL M. BUENO, MD, FPCS**  
Medical Center Chief II

Head of Agency or Authorized Representative

Date:

# MONTHLY REPORT OF DISBURSEMENTS

For the month of June 30, 2017

Department: Health  
 Entity Name: "Amang" Rodriguez Memorial Medical Center  
 Operating Unit:  
 Organization Code (UACS): 13 001 14 00012  
 Funding Source Code (as clustered): 01


(e.g. Old Fund Code: 101,102, 151)


**FAR No. 4**

PARTICULARS	CURRENT YEAR BUDGET					PRIOR YEAR'S BUDGET											SUB-TOTAL	TRUST LIABILITIES				GRAND TOTAL					Remarks			
	PS	MOOE	Fin. Exp	CO	TOTAL	PRIOR YEARS ACCOUNTS PAYABLE					CURRENT YEARS ACCOUNTS PAYABLE					TOTAL		PS	MOOE	CO	TOTAL	PS	MOOE	Fin. Exp	CO	TOTAL				
						PS	MOOE	Fin. Exp	CO	Sub-Total	PS	MOOE	Fin. Exp	CO	Sub-Total													PS	MOOE	Fin. Exp
1	2	3	4	5	6=(2+3+4+5)	7	8	9	10	11=(7+8+9+10)	12	13	14	15	16=(12+13+14+15)	17=(11+16)	18=(6+17)	19	20	21	22=(19+20+21)	23	24	25	26	27=(23+24+25+26)	28			
<b>April 30, 2017</b>																														
Notice of Cash Allocation (NCA)																														
MDS Checks Issued	20,967,636.03	811,404.38			21,779,040.41																									
Advice to Debit Account		3,069,500.73			3,069,500.73																									
Working Fund (NCA issued to BTr)							576,737.20																							
Tax Remittance Advices Issued (TRA)	6,984,657.43	298,139.44			7,282,796.87																									
Cash Disbursement Ceiling (CDC)																														
Non-Cash Availment Authority (NCAA)																														
Others (CDT, BTr Docs Stamp, etc.)																														
<b>TOTAL</b>	<b>27,952,293.46</b>	<b>4,179,044.55</b>			<b>32,131,338.01</b>		<b>576,737.20</b>		<b>785,535.72</b>	<b>1,362,272.92</b>						<b>1,362,272.92</b>														
<b>May 31, 2017</b>																														
Notice of Cash Allocation																														
MDS Checks Issued	46,380,740.33	4,617,913.54			50,998,653.87	158,615.65				158,615.65						158,615.65														
Advice to Debit Account		2,338,672.59			2,338,672.59					140,855.98						140,855.98														
Tax Remittance Advices Issued	4,832,309.50	163,054.38			4,995,363.88	357.41				73,979.22						74,336.63														
Cash Disbursement Ceiling																														
Non-Cash Availment Authority																														
Others (CDT, Docs Stamp, etc.)																														
<b>TOTAL</b>	<b>51,213,049.83</b>	<b>7,119,640.51</b>			<b>58,332,690.34</b>	<b>158,973.06</b>				<b>214,835.20</b>						<b>373,808.26</b>														
<b>June 30, 2017</b>																														
Notice of Cash Allocation																														
MDS Checks Issued	29,782,684.89	2,372,238.41			32,154,923.30	2,012,480.38				2,012,480.38	1,093,930.25					1,093,930.25														
Advice to Debit Account		4,510,779.77			4,510,779.77					2,930,363.34						6,251,513.71														
Tax Remittance Advices Issued	5,167,662.49	258,238.40			5,425,900.89																									
Cash Disbursement Ceiling																														
Non-Cash Availment Authority																														
Others (CDT, Docs Stamp, etc.)																														
<b>TOTAL</b>	<b>34,950,347.38</b>	<b>7,141,256.58</b>			<b>42,091,603.96</b>	<b>2,012,480.38</b>				<b>3,321,150.37</b>						<b>10,933,930.25</b>														
<b>2nd QUARTER</b>																														
Notice of Cash Allocation																														
MDS Checks Issued	97,131,061.25	7,801,556.33			104,932,617.58	2,171,096.03				2,171,096.03	1,093,930.25					1,093,930.25														
Advice to Debit Account		9,918,953.09			9,918,953.09					4,038,743.55						7,754,642.61														
Tax Remittance Advices Issued	16,984,629.42	719,432.22			17,704,061.64	357.41				73,979.22						74,336.63														
Cash Disbursement Ceiling																														
Non-Cash Availment Authority																														
Others (CDT, Docs Stamp, etc.)																														
<b>TOTAL</b>	<b>114,115,690.67</b>	<b>18,439,941.64</b>			<b>132,555,632.31</b>	<b>2,171,453.44</b>				<b>4,112,722.77</b>						<b>10,933,930.25</b>														

<b>SUMMARY:</b>		<u>Previous Report (May)</u>	<u>This month (June)</u>	<u>As of Date</u>		<u>Previous Report (May)</u>	<u>This month (June)</u>	<u>As of Date</u>
Total Disbursement Authorities Received								
NCA		262,278,704.00	33,264,000.00	295,542,704.00		273,391,000.00	35,287,000.00	308,678,000.00
Working Fund						(260,347,672.72)	(51,589,010.94)	(311,936,683.66)
TRA		30,768,659.70	5,425,900.89	36,194,560.59		13,043,327.28	(16,302,010.94)	(3,258,683.66)
CDC								
NCAA								
Others (CDT, BTr Docs Stamp, etc.)								
Less: Notice of Transfer Allocations (NTA)* issued			38,689,900.89	331,737,264.59				
<b>Total Disbursements Authorities Available</b>		<b>293,047,363.70</b>	<b>(14,879,669.39)</b>	<b>(3,784,690.69)</b>				
Less: Lapsed NCA		(14,879,669.39)	(51,589,010.94)	(311,936,683.66)				
Disbursements *		(260,347,672.72)	(16,683,800.74)	(1,136,220.85)				
<b>Balance of Disbursements Authorities as of da</b>		<b>17,820,021.59</b>	<b>(16,683,800.74)</b>	<b>1,136,220.85</b>				

Notes: The use of NTA is discouraged  
 \* Amounts should tally

Certified Correct:  
  
**JUNIMARO P. BACULO, CPA**  
 Accountant III  
 Date: \_\_\_\_\_

Approved By:  
  
**EMMANUEL M. BUENO, MD, FPCC**  
 Medical Center Chief II  
 Date: \_\_\_\_\_

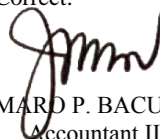
**MONTHLY REPORT OF DISBURSEMENTS**  
For the month of June, 2017

<b>Department: Department of Health (DOH)</b>						<b>Agency: Office of the Secretary</b>						<b>Operating Unit: 'Amang' Rodriguez Medical Center</b>																
<b>Organization Code (UACS): 130011400012</b>						<b>Fund Cluster: 01 - Regular Agency Fund</b>						<b>Report Status: SUBMITTED</b>																
PARTICULARS	CURRENT YEAR BUDGET					PRIOR YEAR'S BUDGET										SUB-TOTAL	TRUST LIABILITIES				GRAND TOTAL					REMARKS		
	PS	MOOE	Fin. Exp	CO	TOTAL	PRIOR YEAR'S ACCOUNTS PAYABLE				CURRENT YEAR'S ACCOUNTS PAYABLE							PS	MOOE	CO	TOTAL	PS	MOOE	Fin. Exp	CO	TOTAL			
						PS	MOOE	Fin. Exp	CO	Sub-Total	PS	MOOE	Fin. Exp	CO	Sub-Total												TOTAL	
1	2	3	4	5	6=(2+3+4+5)	7	8	9	10	11=(7+8+9+10)	12	13	14	15	16=(12+13+14+15)	17=(11+16)	18=(6+17)	19	20	21	22=(19+20+21)	23	24	25	26	27=(23+24+25+26)	28	
Notice of Cash Allocation (NCA)	29,782,684.89	6,883,018.18			36,665,703.07	2,012,480.38	3,321,150.37		2,930,363.34	8,263,994.09	1,093,930.25				1,093,930.25	9,357,924.34	46,023,627.41	139,482.64		139,482.64	32,889,095.52	10,343,651.19			2,930,363.34	46,163,110.05		
MDS Checks Issued	29,782,684.89	2,372,238.41			32,154,923.30	2,012,480.38				2,012,480.38	1,093,930.25				1,093,930.25	3,106,410.63	35,261,333.93	139,482.64		139,482.64	32,889,095.52	2,511,721.05			2,930,363.34	35,400,816.57		
Advice to Debit Account		4,510,779.77			4,510,779.77		3,321,150.37		2,930,363.34	6,251,513.71					6,251,513.71	10,762,293.48									7,831,930.14	2,930,363.34	10,762,293.48	
Notice of Transfer of Allocation (NTA)																												
MDS Checks Issued																												
Advice to Debit Account																												
Working Fund (NCA issued to BTr)																												
Tax Remittance Advices Issued (TRA)	5,167,662.49	258,238.40			5,425,900.89												5,425,900.89								5,167,662.49	258,238.40		5,425,900.89
Cash Disbursement Ceiling (CDC)																												
Non-Cash Availment Authority (NCAA)																												
Others (CDT, BTr Docs Stamp, etc.)																												

**Summary**

PARTICULARS	PREVIOUS REPORT	CURRENT MONTH	AS OF DATE
(1)	(2)	(3)	(4)
Total Disbursement Authorities Received			
NCA	262,278,704.00	33,264,000.00	295,542,704.00
Working Fund			
TRA	30,768,659.70	5,425,900.89	36,194,560.59
CDC			
NCAA			
Others (CDT, BTr Docs Stamp, etc.)			
Less: Notice of Transfer Allocations (NTA)* issued			
Total Disbursements Authorities Available	293,047,363.70	38,689,900.89	331,737,264.59
Less			
Lapsed NCA	14,879,669.39	3,784,690.69	18,664,360.08
Disbursements	260,347,672.72	51,589,010.94	311,936,683.66
Balance of Disbursements Authorities as of to date	17,820,021.59	(16,683,800.74)	1,136,220.85
Total Disbursements Program	273,391,000.00	35,287,000.00	308,678,000.00
Less: * Actual Disbursements	260,347,672.72	51,589,010.94	311,936,683.66
(Over)/Under spending~	13,043,327.28	(16,302,010.94)	(3,258,683.66)

Certified Correct:



**JUNIMAR P. BACULO, CPA**  
Accountant III

Agency Chief Accountant

Date: 07/Jul/2017

Approved By:



**EMMANUEL M. BUENO, MD, FPCS**  
Medical Center Chief II

Head of Agency or Authorized Representative

Date: 07/Jul/2017

# MONTHLY REPORT OF DISBURSEMENTS



For the month of July 31, 2017

Department: Health  
 Entity Name: "Amang" Rodriguez Memorial Medical Center  
 Operating Unit:  
 Organization Code (UACS): 13 001 14 00012  
 Funding Source Code (as clustered): 01

(e.g. Old Fund Code: 101,102, 151)

FAR No. 4

PARTICULARS	CURRENT YEAR BUDGET					PRIOR YEAR'S BUDGET											SUB-TOTAL	TRUST LIABILITIES				GRAND TOTAL					Remarks	
	PS	MOOE	Fin. Exp	CO	TOTAL	PRIOR YEARS ACCOUNTS PAYABLE				CURRENT YEARS ACCOUNTS PAYABLE				TOTAL	PS	MOOE		CO	TOTAL	PS	MOOE	Fin. Exp	CO	TOTAL				
						PS	MOOE	Fin. Exp	CO	Sub-Total	PS	MOOE	Fin. Exp												CO	Sub-Total		
1	2	3	4	5	6=(2+3+4+5)	7	8	9	10	11=(7+8+9+10)	12	13	14	15	16=(12+13+14+15)	17=(11+16)	18=(6+17)	19	20	21	22=(19+20+21)	23	24	25	26	27=(23+24+25+26)	28	
<b>July 31, 2017</b>																												
Notice of Cash Allocation (NCA)																												
MDS Checks Issued	25,360,616.02	861,072.38			26,221,688.40	82,400.38				82,400.38								268,993.00			268,993.00	25,443,016.40	1,130,065.38				26,573,081.78	
Advice to Debit Account		6,844,160.44			6,844,160.44																		6,844,160.44				6,844,160.44	
Working Fund (NCA issued to BTr)																												
Tax Remittance Advices Issued (TRA)	5,247,910.64	268,789.65			5,516,700.29		224,393.32		218,683.83	443,077.15												5,247,910.64	493,182.97		218,683.83		5,959,777.44	
Cash Disbursement Ceiling (CDC)																												
Non-Cash Availment Authority (NCAA)																												
Others (CDT, BTr Docs Stamp, etc.)																												
<b>TOTAL</b>	<b>30,608,526.66</b>	<b>7,974,022.47</b>			<b>38,582,549.13</b>	<b>82,400.38</b>	<b>224,393.32</b>		<b>218,683.83</b>	<b>525,477.53</b>								<b>268,993.00</b>			<b>268,993.00</b>	<b>30,690,927.04</b>	<b>8,467,408.79</b>		<b>218,683.83</b>		<b>39,377,019.66</b>	
<b>August 31, 2017</b>																												
Notice of Cash Allocation																												
MDS Checks Issued																												
Advice to Debit Account																												
Tax Remittance Advices Issued																												
Cash Disbursement Ceiling																												
Non-Cash Availment Authority																												
Others (CDT, Docs Stamp, etc.)																												
<b>TOTAL</b>																												
<b>September 30, 2017</b>																												
Notice of Cash Allocation																												
MDS Checks Issued																												
Advice to Debit Account																												
Tax Remittance Advices Issued																												
Cash Disbursement Ceiling																												
Non-Cash Availment Authority																												
Others (CDT, Docs Stamp, etc.)																												
<b>TOTAL</b>																												
<b>3rd QUARTER</b>																												
Notice of Cash Allocation																												
MDS Checks Issued	25,360,616.02	861,072.38			26,221,688.40	82,400.38				82,400.38								268,993.00			268,993.00	25,443,016.40	1,130,065.38				26,573,081.78	
Advice to Debit Account		6,844,160.44			6,844,160.44																		6,844,160.44				6,844,160.44	
Tax Remittance Advices Issued	5,247,910.64	268,789.65			5,516,700.29		224,393.32		218,683.83	443,077.15												5,247,910.64	493,182.97		218,683.83		5,959,777.44	
Cash Disbursement Ceiling																												
Non-Cash Availment Authority																												
Others (CDT, Docs Stamp, etc.)																												
<b>TOTAL</b>	<b>30,608,526.66</b>	<b>7,974,022.47</b>			<b>38,582,549.13</b>	<b>82,400.38</b>	<b>224,393.32</b>		<b>218,683.83</b>	<b>525,477.53</b>								<b>268,993.00</b>			<b>268,993.00</b>	<b>30,690,927.04</b>	<b>8,467,408.79</b>		<b>218,683.83</b>		<b>39,377,019.66</b>	

SUMMARY:	Previous Report (July)	This month (August)	As of Date	Total Disbursements Program	Previous Report (July)	This month (August)	As of Date
Total Disbursement Authorities Received				308,678,000.00	32,885,000.00	341,563,000.00	
NCA	295,542,704.00	46,826,500.00	342,369,204.00	Less: * Actual Disbursements	(311,936,683.66)	(39,377,019.66)	(351,313,703.32)
Working Fund				(Over)/Under spending	(3,258,683.66)	(6,492,019.66)	(9,750,703.32)
TRA	36,194,560.59	5,959,777.44	42,154,338.03				
CDC							
NCAA							
Others (CDT, BTr Docs Stamp, etc.)							
Less: Notice of Transfer Allocations (NTA)* issued							
<b>Total Disbursements Authorities Available</b>	<b>331,737,264.59</b>	<b>52,786,277.44</b>	<b>384,523,542.03</b>				
Less: Lapsed NCA	(18,664,360.08)						
Disbursements *	(311,936,683.66)	(39,377,019.66)	(351,313,703.32)				
<b>Balance of Disbursements Authorities as of da</b>	<b>1,136,220.85</b>	<b>13,409,257.78</b>	<b>14,545,478.63</b>				
Notes: The use of NTA is discouraged				Reg	13,167,750.78		
* Amounts should tally				TR	1,367,260.10		
				ada	10,467.75		
					14,545,478.63		
Certified Correct:				Approved By:			
							
<b>JUNIMAR P. BACULO, CPA</b>				<b>EMMANUEL M. BUENO, MD, FPCS</b>			
Accountant III				Medical Center Chief II			
Date: _____				Date: _____			

**MONTHLY REPORT OF DISBURSEMENTS**  
For the month of July, 2017

Department: Department of Health (DOH)					Agency: Office of the Secretary										Operating Unit: 'Amang' Rodriguez Medical Center													
Organization Code (UACS): 130011400012					Fund Cluster: 01 - Regular Agency Fund										Report Status: SUBMITTED													
PARTICULARS	CURRENT YEAR BUDGET					PRIOR YEAR'S BUDGET										SUB-TOTAL	TRUST LIABILITIES				GRAND TOTAL					REMARKS		
	PS	MOOE	Fin. Exp	CO	TOTAL	PRIOR YEAR'S ACCOUNTS PAYABLE				CURRENT YEAR'S ACCOUNTS PAYABLE							PS	MOOE	CO	TOTAL	PS	MOOE	CO	TOTAL				
1	2	3	4	5	6=(2+3+4+5)	7	8	9	10	11=(7+8+9+10)	12	13	14	15	16=(12+13+14+15)	17=(11+16)	18=(6+17)	19	20	21	22=(19+20+21)	23	24	25	26	27=(23+24+25+26)	28	
Notice of Cash Allocation (NCA)	25,360,616.02	7,705,232.82			33,065,848.84	82,400.38				82,400.38						82,400.38	33,148,249.22	268,993.00		268,993.00	25,443,016.40	7,974,225.82				33,417,242.22		
MDS Checks Issued	25,360,616.02	861,072.38			26,221,688.40	82,400.38				82,400.38						82,400.38	26,304,088.78	268,993.00		268,993.00	25,443,016.40	1,130,065.38				26,573,081.78		
Advice to Debit Account		6,844,160.44			6,844,160.44												6,844,160.44					6,844,160.44				6,844,160.44		
Notice of Transfer of Allocation (NTA)																												
MDS Checks Issued																												
Advice to Debit Account																												
Working Fund (NCA issued to BTr)																												
Tax Remittance Advices Issued (TRA)	5,247,910.64	268,789.65			5,516,700.29		224,393.32		218,683.83	443,077.15						443,077.15	5,959,777.44					5,247,910.64	493,182.97		218,683.83	5,959,777.44		
Cash Disbursement Ceiling (CDC)																												
Non-Cash Availment Authority (NCAA)																												
Others (CDT, BTr Docs Stamp, etc.)																												

**Summary**

PARTICULARS	PREVIOUS REPORT	CURRENT MONTH	AS OF DATE
(1)	(2)	(3)	(4)
Total Disbursement Authorities Received			
NCA	295,542,704.00	46,826,500.00	342,369,204.00
Working Fund			
TRA	36,194,560.59	5,959,777.44	42,154,338.03
CDC			
NCAA			
Others (CDT, BTr Docs Stamp, etc.)			
Less: Notice of Transfer Allocations (NTA)* issued			
Total Disbursements Authorities Available	331,737,264.59	52,786,277.44	384,523,542.03
Less			
Lapsed NCA	18,664,360.08		18,664,360.08
Disbursements	311,936,683.66	39,377,019.66	351,313,703.32
Balance of Disbursements Authorities as of to date	1,136,220.85	13,409,257.78	14,545,478.63
Total Disbursements Program	308,678,000.00	32,885,000.00	341,563,000.00
Less: * Actual Disbursements	311,936,683.66	39,377,019.66	351,313,703.32
(Over)/Under spending~	(3,258,683.66)	(6,492,019.66)	(9,750,703.32)

Certified Correct:



JUNIMAR P. BACULO, CPA  
Accountant III

Agency Chief Accountant

Date: 07/Aug/2017

Approved By:



EMMANUEL M. BUENO, MD, FPCS  
Medical Center Chief II

Head of Agency or Authorized Representative

Date: 07/Aug/2017

# MONTHLY REPORT OF DISBURSEMENTS

For the month of August 31, 2017


Department: Health  
 Entity Name: "Amang" Rodriguez Memorial Medical Center  
 Operating Unit:  
 Organization Code (UACS): 13 001 14 00012  
 Funding Source Code (as clustered): 01  
 (e.g. Old Fund Code: 101,102, 151)


FAR No. 4

PARTICULARS	CURRENT YEAR BUDGET					PRIOR YEAR'S BUDGET											SUB-TOTAL	TRUST LIABILITIES				GRAND TOTAL					Remarks	
	PS	MOOE	Fin. Exp	CO	TOTAL	PRIOR YEARS ACCOUNTS PAYABLE					CURRENT YEARS ACCOUNTS PAYABLE					TOTAL		PS	MOOE	CO	TOTAL	PS	MOOE	Fin. Exp	CO	TOTAL		
						PS	MOOE	Fin. Exp	CO	Sub-Total	PS	MOOE	Fin. Exp	CO	Sub-Total													
1	2	3	4	5	6=(2+3+4+5)	7	8	9	10	11=(7+8+9+10)	12	13	14	15	16=(12+13+14+15)	17=(11+16)	18=(6+17)	19	20	21	22=(19+20+21)	23	24	25	26	27=(23+24+25+26)	28	
<b>July 31, 2017</b>																												
Notice of Cash Allocation (NCA)																												
MDS Checks Issued	25,360,616.02	861,072.38			26,221,688.40	82,400.38				82,400.38					-	82,400.38	26,304,088.78	268,993.00		268,993.00	25,443,016.40	1,130,065.38	-			26,573,081.78		
Advice to Debit Account		6,844,160.44			6,844,160.44										-		6,844,160.44				6,844,160.44					6,844,160.44		
Working Fund (NCA issued to BTr)																												
Tax Remittance Advices Issued (TRA)	5,247,910.64	268,789.65			5,516,700.29		224,393.32		218,683.83	443,077.15					-	443,077.15	5,959,777.44				5,247,910.64	493,182.97		218,683.83		5,959,777.44		
Cash Disbursement Ceiling (CDC)																												
Non-Cash Availment Authority (NCAA)																												
Others (CDT, BTr Docs Stamp, etc.)																												
<b>TOTAL</b>	<b>30,608,526.66</b>	<b>7,974,022.47</b>			<b>38,582,549.13</b>	<b>82,400.38</b>	<b>224,393.32</b>		<b>218,683.83</b>	<b>525,477.53</b>						<b>525,477.53</b>	<b>39,108,026.66</b>		<b>268,993.00</b>		<b>268,993.00</b>	<b>30,690,927.04</b>	<b>8,467,408.79</b>		<b>218,683.83</b>		<b>39,377,019.66</b>	
<b>August 31, 2017</b>																												
Notice of Cash Allocation																												
MDS Checks Issued	24,628,020.64	724,017.95			25,352,038.59	279,152.84				279,152.84					-	279,152.84	25,631,191.43	75,931.44		75,931.44	24,907,173.48	799,949.39				25,707,122.87		
Advice to Debit Account		3,136,250.10			3,136,250.10		11,437.50		13,269,217.81	13,280,655.31					-	13,280,655.31	16,416,905.41				3,147,687.60	9,991,848.04		13,269,217.81		16,416,905.41		
Tax Remittance Advices Issued	4,137,743.40	416,216.67			4,553,960.07										-		4,553,960.07				4,137,743.40	416,216.67				4,553,960.07		
Cash Disbursement Ceiling																												
Non-Cash Availment Authority																												
Others (CDT, Docs Stamp, etc.)																												
<b>TOTAL</b>	<b>28,765,764.04</b>	<b>4,276,484.72</b>			<b>33,042,248.76</b>	<b>279,152.84</b>	<b>11,437.50</b>		<b>13,269,217.81</b>	<b>13,559,808.15</b>						<b>13,559,808.15</b>	<b>46,602,056.91</b>		<b>75,931.44</b>		<b>75,931.44</b>	<b>29,044,916.38</b>	<b>4,363,853.66</b>		<b>13,269,217.81</b>		<b>46,677,988.35</b>	
<b>September 30, 2017</b>																												
Notice of Cash Allocation																												
MDS Checks Issued																												
Advice to Debit Account																												
Tax Remittance Advices Issued																												
Cash Disbursement Ceiling																												
Non-Cash Availment Authority																												
Others (CDT, Docs Stamp, etc.)																												
<b>TOTAL</b>																												
<b>3rd QUARTER</b>																												
Notice of Cash Allocation																												
MDS Checks Issued	49,988,636.66	1,585,090.33			51,573,726.99	361,553.22				361,553.22					-	361,553.22	51,935,280.21	344,924.44		344,924.44	50,350,189.88	1,930,014.77				52,280,204.65		
Advice to Debit Account		9,980,410.54			9,980,410.54		11,437.50		13,269,217.81	13,280,655.31					-	13,280,655.31	23,261,065.85				9,991,848.04	9,991,848.04		13,269,217.81		23,261,065.85		
Tax Remittance Advices Issued	9,385,654.04	685,066.32			10,070,660.36		224,393.32		218,683.83	443,077.15					-	443,077.15	10,513,737.51				9,385,654.04	909,399.64		218,683.83		10,513,737.51		
Cash Disbursement Ceiling																												
Non-Cash Availment Authority																												
Others (CDT, Docs Stamp, etc.)																												
<b>GRAND TOTAL</b>	<b>59,374,290.70</b>	<b>12,250,507.19</b>			<b>71,624,797.89</b>	<b>361,553.22</b>	<b>235,830.82</b>		<b>13,487,901.64</b>	<b>14,085,285.68</b>						<b>14,085,285.68</b>	<b>85,710,083.57</b>		<b>344,924.44</b>		<b>344,924.44</b>	<b>59,735,843.92</b>	<b>12,831,262.45</b>		<b>13,487,901.64</b>		<b>86,055,008.01</b>	

<b>SUMMARY:</b>	<u>Previous Report (July)</u>	<u>This month (August)</u>	<u>As of Date</u>	<u>Previous Report (July)</u>	<u>This month (August)</u>	<u>As of Date</u>
Total Disbursement Authorities Received						
NCA		342,369,204.00	38,851,324.00	341,563,000.00	32,045,000.00	373,608,000.00
Working Fund				(351,313,703.32)	(46,677,988.35)	(397,991,691.67)
TRA		42,154,338.03	4,553,960.07	(9,750,703.32)	(14,632,988.35)	(24,383,691.67)
CDC						
NCAA						
Others (CDT, BTr Docs Stamp, etc.)						
Less: Notice of Transfer Allocations (NTA)* issued						
<b>Total Disbursements Authorities Available</b>		384,523,542.03	43,405,284.07			427,928,826.10
Less: Lapsed NCA		(18,664,360.08)	-			(18,664,360.08)
Disbursements *		(351,313,703.32)	(46,677,988.35)			(397,991,691.67)
<b>Balance of Disbursements Authorities as of da</b>		<u>14,545,478.63</u>	<u>(3,272,704.28)</u>	<u>(9,750,703.32)</u>	<u>(14,632,988.35)</u>	<u>11,272,774.35</u>

Notes: The use of NTA is discouraged  
 \* Amounts should tally

Certified Correct:  
  
**JUNIMAR P. BACULO, CPA**  
 Accountant III  
 Date: \_\_\_\_\_

Approved By:  
  
**EMMANUEL M. BUENO, MD, FPCC**  
 Medical Center Chief II  
 Date: \_\_\_\_\_


**MONTHLY REPORT OF DISBURSEMENTS**  
For the month of August, 2017

<b>Department: Department of Health (DOH)</b>					<b>Agency: Office of the Secretary</b>										<b>Operating Unit: 'Amang' Rodriguez Medical Center</b>												
<b>Organization Code (UACS): 130011400012</b>					<b>Fund Cluster: 01 - Regular Agency Fund</b>										<b>Report Status: SUBMITTED</b>												
PARTICULARS	CURRENT YEAR BUDGET					PRIOR YEAR'S BUDGET										SUB-TOTAL	TRUST LIABILITIES				GRAND TOTAL					REMARKS	
	PS	MOOE	Fin. Exp	CO	TOTAL	PRIOR YEAR'S ACCOUNTS PAYABLE				CURRENT YEAR'S ACCOUNTS PAYABLE							PS	MOOE	CO	TOTAL	PS	MOOE	Fin. Exp	CO	TOTAL		
						7	8	9	10	11=(7+8+9+10)	12	13	14	15	16=(12+13+14+15)												17=(11+16)
1	2	3	4	5	6=(2+3+4+5)	7	8	9	10	11=(7+8+9+10)	12	13	14	15	16=(12+13+14+15)	17=(11+16)	18=(6+17)	19	20	21	22=(19+20+21)	23	24	25	26	27=(23+24+25+26)	28
Notice of Cash Allocation (NCA)	24,628,020.64	3,860,268.05			28,488,288.69	279,152.84	11,437.50		13,269,217.81	13,559,808.15						42,048,096.84		75,931.44		75,931.44	24,907,173.48		3,947,636.99		13,269,217.81	42,124,028.28	
MDS Checks Issued	24,628,020.64	724,017.95			25,352,038.59	279,152.84				279,152.84						279,152.84		75,931.44		75,931.44	24,907,173.48		799,949.39		13,269,217.81	25,707,122.87	
Advice to Debit Account		3,136,250.10			3,136,250.10		11,437.50		13,269,217.81	13,280,655.31						13,280,655.31							3,147,687.60		13,269,217.81	16,416,905.41	
Notice of Transfer of Allocation (NTA)																											
MDS Checks Issued																											
Advice to Debit Account																											
Working Fund (NCA issued to BTr)																											
Tax Remittance Advices Issued (TRA)	4,137,743.40	416,216.67			4,553,960.07											4,553,960.07					4,137,743.40		416,216.67			4,553,960.07	
Cash Disbursement Ceiling (CDC)																											
Non-Cash Availment Authority (NCAA)																											
Others (CDT, BTr Docs Stamp, etc.)																											

**Summary**

PARTICULARS	PREVIOUS REPORT	CURRENT MONTH	AS OF DATE
(1)	(2)	(3)	(4)
Total Disbursement Authorities Received			
NCA	342,369,204.00	38,851,324.00	381,220,528.00
Working Fund			
TRA	42,154,338.03	4,553,960.07	46,708,298.10
CDC			
NCAA			
Others (CDT, BTr Docs Stamp, etc.)			
Less: Notice of Transfer Allocations (NTA)* issued			
Total Disbursements Authorities Available	384,523,542.03	43,405,284.07	427,928,826.10
Less			
Lapsed NCA	18,664,360.08		18,664,360.08
Disbursements		46,677,988.35	46,677,988.35
Balance of Disbursements Authorities as of to date	365,859,181.95	(3,272,704.28)	362,586,477.67
Total Disbursements Program	341,563,000.00	32,045,000.00	373,608,000.00
Less: * Actual Disbursements	351,313,703.32	46,677,988.35	397,991,691.67
(Over)/Under spending~	(9,750,703.32)	(14,632,988.35)	(24,383,691.67)

Certified Correct:



JUNIMARO P. BACULO, CPA  
Accountant III

Agency Chief Accountant

Date: 05/Sep/2017

Approved By:



EMMANUEL M. BUENO, MD, FPCC  
Medical Center Chief II

Head of Agency or Authorized Representative

Date: 08/Sep/2017



# MONTHLY REPORT OF DISBURSEMENTS

For the month of September 30, 2017

Department: Health  
 Entity Name: "Amang" Rodriguez Memorial Medical Center  
 Operating Unit:  
 Organization Code (UACS): 13 001 14 00012  
 Funding Source Code (as clustered): 01


(e.g. Old Fund Code: 101,102, 151)

**FAR No. 4**

PARTICULARS	CURRENT YEAR BUDGET					PRIOR YEAR'S BUDGET											SUB-TOTAL	TRUST LIABILITIES				GRAND TOTAL					Remarks	
	PS	MOOE	Fin. Exp	CO	TOTAL	PRIOR YEAR'S ACCOUNTS PAYABLE					CURRENT YEAR'S ACCOUNTS PAYABLE					TOTAL		PS	MOOE	CO	TOTAL	PS	MOOE	Fin. Exp	CO	TOTAL		
						PS	MOOE	Fin. Exp	CO	Sub-Total	PS	MOOE	Fin. Exp	CO	Sub-Total													
1	2	3	4	5	6=(2+3+4+5)	7	8	9	10	11=(7+8+9+10)	12	13	14	15	16=(12+13+14+15)	17=(11+16)	18=(6+17)	19	20	21	22=(19+20+21)	23	24	25	26	27=(23+24+25+26)	28	
<b>July 31, 2017</b>																												
Notice of Cash Allocation (NCA)																												
MDS Checks Issued	25,360,616.02	861,072.38			26,221,688.40	82,400.38				82,400.38					-	82,400.38	26,304,088.78	268,993.00		268,993.00		25,443,016.40	1,130,065.38	-			26,573,081.78	
Advice to Debit Account		6,844,160.44			6,844,160.44										-		6,844,160.44				-		6,844,160.44				6,844,160.44	
Working Fund (NCA issued to BTr)																												
Tax Remittance Advices Issued (TRA)	5,247,910.64	268,789.65			5,516,700.29		224,393.32		218,683.83	443,077.15					-	443,077.15	5,959,777.44					5,247,910.64	493,182.97		218,683.83	5,959,777.44		
Cash Disbursement Ceiling (CDC)																												
Non-Cash Availment Authority (NCAA)																												
Others (CDT, BTr Does Stamp, etc.)																												
<b>TOTAL</b>	<b>30,608,526.66</b>	<b>7,974,022.47</b>	<b>-</b>	<b>-</b>	<b>38,582,549.13</b>	<b>82,400.38</b>	<b>224,393.32</b>	<b>-</b>	<b>218,683.83</b>	<b>525,477.53</b>	<b>-</b>	<b>-</b>	<b>-</b>	<b>-</b>	<b>-</b>	<b>525,477.53</b>	<b>39,108,026.66</b>	<b>-</b>	<b>268,993.00</b>	<b>-</b>	<b>268,993.00</b>	<b>30,690,927.04</b>	<b>8,467,408.79</b>	<b>-</b>	<b>218,683.83</b>	<b>39,377,019.66</b>		
<b>August 31, 2017</b>																												
Notice of Cash Allocation																												
MDS Checks Issued	24,628,020.64	724,017.95			25,352,038.59	279,152.84				279,152.84					-	279,152.84	25,631,191.43	75,931.44		75,931.44		24,907,173.48	799,949.39			25,707,122.87		
Advice to Debit Account		3,136,250.10			3,136,250.10		11,437.50		13,269,217.81	13,280,655.31					-	13,280,655.31	16,416,905.41				-		3,147,687.60		13,269,217.81	16,416,905.41		
Tax Remittance Advices Issued	4,137,743.40	416,216.67			4,553,960.07										-		4,553,960.07					4,137,743.40	416,216.67			4,553,960.07		
Cash Disbursement Ceiling																												
Non-Cash Availment Authority																												
Others (CDT, Does Stamp, etc.)																												
<b>TOTAL</b>	<b>28,765,764.04</b>	<b>4,276,484.72</b>	<b>-</b>	<b>-</b>	<b>33,042,248.76</b>	<b>279,152.84</b>	<b>11,437.50</b>	<b>-</b>	<b>13,269,217.81</b>	<b>13,559,808.15</b>	<b>-</b>	<b>-</b>	<b>-</b>	<b>-</b>	<b>-</b>	<b>13,559,808.15</b>	<b>46,602,056.91</b>	<b>-</b>	<b>75,931.44</b>	<b>-</b>	<b>75,931.44</b>	<b>29,044,916.88</b>	<b>4,363,853.66</b>	<b>-</b>	<b>13,269,217.81</b>	<b>46,677,988.35</b>		
<b>September 30, 2017</b>																												
Notice of Cash Allocation																												
MDS Checks Issued	29,139,619.35	585,893.40			29,725,512.75	46,609.17				46,609.17	2,760,143.16				2,760,143.16	2,806,752.33	32,532,265.08	461,980.00		461,980.00		31,946,371.68	1,047,873.40			32,994,245.08		
Advice to Debit Account		5,404,174.55			5,404,174.55		1,894,259.82		5,219,385.12	7,113,644.94					-	7,113,644.94	12,517,819.49				-		7,298,434.37		5,219,385.12	12,517,819.49		
Tax Remittance Advices Issued	4,027,540.68				4,027,540.68		184,657.09		1,138,754.12	1,323,411.21					-	1,323,411.21	5,350,951.89					4,027,540.68	184,657.09		1,138,754.12	5,350,951.89		
Cash Disbursement Ceiling																												
Non-Cash Availment Authority																												
Others (CDT, Does Stamp, etc.)																												
<b>TOTAL</b>	<b>33,167,160.03</b>	<b>5,990,067.95</b>	<b>-</b>	<b>-</b>	<b>39,157,227.98</b>	<b>46,609.17</b>	<b>2,078,916.91</b>	<b>-</b>	<b>6,358,139.24</b>	<b>8,483,665.32</b>	<b>2,760,143.16</b>	<b>-</b>	<b>-</b>	<b>-</b>	<b>2,760,143.16</b>	<b>11,243,808.48</b>	<b>-</b>	<b>461,980.00</b>	<b>-</b>	<b>461,980.00</b>	<b>35,973,912.36</b>	<b>8,530,964.86</b>	<b>-</b>	<b>6,358,139.24</b>	<b>50,863,016.46</b>			
<b>3rd QUARTER</b>																												
Notice of Cash Allocation																												
MDS Checks Issued	79,128,256.01	2,170,983.73			81,299,239.74	408,162.39				408,162.39	2,760,143.16				2,760,143.16	3,168,305.55	84,467,545.29	806,904.44		806,904.44		82,296,561.56	2,977,888.17			85,274,449.73		
Advice to Debit Account		15,384,585.09			15,384,585.09		1,905,697.32		18,488,602.93	20,394,300.25					-	20,394,300.25	35,778,885.34				-		17,290,282.41		18,488,602.93	35,778,885.34		
Tax Remittance Advices Issued	13,413,194.72	685,006.32			14,098,201.04		409,050.41		1,357,437.95	1,766,488.36					-	1,766,488.36	15,864,689.40					13,413,194.72	1,094,056.73		1,357,437.95	15,864,689.40		
Cash Disbursement Ceiling																												
Non-Cash Availment Authority																												
Others (CDT, Does Stamp, etc.)																												
<b>GRAND TOTAL</b>	<b>92,541,450.73</b>	<b>18,240,575.14</b>	<b>-</b>	<b>-</b>	<b>110,782,025.87</b>	<b>408,162.39</b>	<b>2,314,747.73</b>	<b>-</b>	<b>19,846,040.88</b>	<b>22,568,951.00</b>	<b>2,760,143.16</b>	<b>-</b>	<b>-</b>	<b>-</b>	<b>2,760,143.16</b>	<b>25,329,094.16</b>	<b>136,111,120.03</b>	<b>-</b>	<b>806,904.44</b>	<b>-</b>	<b>806,904.44</b>	<b>95,709,756.28</b>	<b>21,362,227.31</b>	<b>-</b>	<b>19,846,040.88</b>	<b>136,918,024.47</b>		


<b>SUMMARY:</b>	<u>Previous Report (August)</u>	<u>This month (September)</u>	<u>As of Date</u>		<u>Previous Report (August)</u>	<u>This month (September)</u>	<u>As of Date</u>
Total Disbursement Authorities Received							
NCA	381,220,528.00	36,858,904.00	418,079,432.00	Total Disbursements Program	373,608,000.00	37,046,000.00	410,654,000.00
Working Fund				Less: * Actual Disbursements	(397,991,691.67)	(50,863,016.46)	(448,854,708.13)
TRA	46,708,298.10	5,350,951.89	52,059,249.99	(Over)/Under spending	(24,383,691.67)	(13,817,016.46)	(38,200,708.13)
TRA							
CDC							
NCAA							
Others (CDT, BTr Does Stamp, etc.)							
Less: Notice of Transfer Allocations (NTA)* issued							
<b>Total Disbursements Authorities Available</b>	<b>427,928,826.10</b>	<b>42,209,855.89</b>	<b>470,138,681.99</b>				
Less: Lapsed NCA	(18,664,360.08)	(271,712.53)	(18,936,072.61)				
Disbursements *	(397,991,691.67)	(50,863,016.46)	(448,854,708.13)				
<b>Balance of Disbursements Authorities as of 9/30/17</b>	<b>11,272,774.35</b>	<b>(8,924,873.10)</b>	<b>2,347,901.25</b>				

Notes: The use of NTA is discouraged  
 \* Amounts should tally

Certified Correct:   
**JUNIVARO P. BACULO, CPA**  
 Accountant IV

Date: \_\_\_\_\_

Reg 271,712.53 (12,518.19)  
 TR 1,882,642.66 259,194.34  
 ada 465,258.59  
 2,347,901.25

Approved By:   
**JOANNA V. REMO, MD, MPA, FPPS**  
 OIC-Medical Center Chief II

Date: \_\_\_\_\_

**MONTHLY REPORT OF DISBURSEMENTS**  
For the month of September, 2017

<b>Department: Department of Health (DOH)</b>						<b>Agency: Office of the Secretary</b>						<b>Operating Unit: 'Amang' Rodriguez Medical Center</b>															
<b>Organization Code (UACS): 130011400012</b>						<b>Fund Cluster: 01 - Regular Agency Fund</b>						<b>Report Status: SUBMITTED</b>															
PARTICULARS	CURRENT YEAR BUDGET					PRIOR YEAR'S BUDGET											SUB-TOTAL	TRUST LIABILITIES				GRAND TOTAL					REMARKS
	PS	MOOE	Fin. Exp	CO	TOTAL	PRIOR YEAR'S ACCOUNTS PAYABLE					CURRENT YEAR'S ACCOUNTS PAYABLE							PS	MOOE	CO	TOTAL	PS	MOOE	Fin. Exp	CO	TOTAL	
						PS	MOOE	Fin. Exp	CO	Sub-Total	PS	MOOE	Fin. Exp	CO	Sub-Total	TOTAL											
1	2	3	4	5	6=(2+3+4+5)	7	8	9	10	11=(7+8+9+10)	12	13	14	15	16=(12+13+14+15)	17=(11+16)	18=(6+17)	19	20	21	22=(19+20+21)	23	24	25	26	27=(23+24+25+26)	28
Notice of Cash Allocation (NCA)	29,139,619.35	5,990,067.95			35,129,687.30	46,609.17	1,894,259.82		5,219,385.12	7,160,254.11	2,760,143.16				2,760,143.16	9,920,397.27	45,050,084.57	461,980.00			461,980.00	31,946,371.68	8,346,307.77		5,219,385.12	45,512,064.57	
MDS Checks Issued	29,139,619.35	585,893.40			29,725,512.75	46,609.17				46,609.17	2,760,143.16				2,760,143.16	2,806,752.33	32,532,265.08	461,980.00			461,980.00	31,946,371.68	1,047,873.40			32,994,245.08	
Advice to Debit Account		5,404,174.55			5,404,174.55		1,894,259.82		5,219,385.12	7,113,644.94						7,113,644.94	12,517,819.49						7,298,434.37		5,219,385.12	12,517,819.49	
Notice of Transfer of Allocation (NTA)																											
MDS Checks Issued																											
Advice to Debit Account																											
Working Fund (NCA issued to BTr)																											
Tax Remittance Advices Issued (TRA)	4,027,540.68				4,027,540.68		184,657.09		1,138,754.12	1,323,411.21						1,323,411.21	5,350,951.89					4,027,540.68	184,657.09		1,138,754.12	5,350,951.89	
Cash Disbursement Ceiling (CDC)																											
Non-Cash Availment Authority (NCAA)																											
Others (CDT, BTr Docs Stamp, etc.)																											

**Summary**


PARTICULARS	PREVIOUS REPORT	CURRENT MONTH	AS OF DATE
(1)	(2)	(3)	(4)
Total Disbursement Authorities Received			
NCA	381,220,528.00	36,858,904.00	418,079,432.00
Working Fund			
TRA	46,708,298.10	5,350,951.89	52,059,249.99
CDC			
NCAA			
Others (CDT, BTr Docs Stamp, etc.)			
Less: Notice of Transfer Allocations (NTA)* issued			
Total Disbursements Authorities Available	427,928,826.10	42,209,855.89	470,138,681.99
Less			
Lapsed NCA	18,664,360.08	271,712.53	18,936,072.61
Disbursements	397,991,691.67	50,863,016.46	448,854,708.13
Balance of Disbursements Authorities as of to date	11,272,774.35	(8,924,873.10)	2,347,901.25
Total Disbursements Program	373,608,000.00	37,046,000.00	410,654,000.00
Less: * Actual Disbursements	397,991,691.67	50,863,016.46	448,854,708.13
(Over)/Under spending~	(24,383,691.67)	(13,817,016.46)	(38,200,708.13)

Certified Correct:

  
baculo julimaro  
Agency Chief Accountant

Date: 09/Oct/2017

Approved By:

  
Remo, Joanna  
Head of Agency or Authorized Representative

Date: 10/Oct/2017

# MONTHLY REPORT OF DISBURSEMENTS

For the month of October 31, 2017

Department: Health  
 Entity Name: "Amang" Rodriguez Memorial Medical Center  
 Operating Unit:  
 Organization Code (UACS): 13 001 14 00012  
 Funding Source Code (as clustered): 01

(e.g. Old Fund Code: 101,102, 151)


**FAR No. 4**

PARTICULARS	CURRENT YEAR BUDGET					PRIOR YEAR'S BUDGET											SUB-TOTAL	TRUST LIABILITIES				GRAND TOTAL					Remarks	
	PS	MOOE	Fin. Exp	CO	TOTAL	PRIOR YEAR'S ACCOUNTS PAYABLE					CURRENT YEAR'S ACCOUNTS PAYABLE							TOTAL	PS	MOOE	CO	TOTAL	PS	MOOE	Fin. Exp	CO		TOTAL
						PS	MOOE	Fin. Exp	CO	Sub-Total	PS	MOOE	Fin. Exp	CO	Sub-Total	PS												
1	2	3	4	5	6=(2+3+4+5)	7	8	9	10	11=(7+ 8+9+10)	12	13	14	15	16=(12+ 13+14+15)	17=(11+16)	18=(6+17)	19	20	21	22=(19+20+21)	23	24	25	26	27=(23+24+25+26)	28	
<b>October 31, 2017</b>																												
Notice of Cash Allocation (NCA)																												
MDS Checks Issued	27,791,975.90	433,786.43			28,225,762.33	112,991.40				112,991.40	414,061.38				414,061.38	527,052.78	28,752,815.11	7,500.00		7,500.00	28,319,028.68	441,286.43	-		-		28,760,315.11	
Advice to Debit Account		2,977,702.25		7,466,253.98	10,443,956.23		15,568.28		8,351,937.89	8,367,506.17					-	8,367,506.17	18,811,462.40				2,993,270.53	-		15,818,191.87			18,811,462.40	
Working Fund (NCA issued to BTr)																												
Tax Remittance Advices Issued (TRA)	4,266,299.12	328,470.40			4,594,769.52		119,959.03		499,325.49	619,284.52						619,284.52	5,214,054.04				4,266,299.12	448,429.43	-	499,325.49			5,214,054.04	
Cash Disbursement Ceiling (CDC)																												
Non-Cash Availment Authority (NCAA)																												
Others (CDT, BTr Does Stamp, etc.)																												
<b>TOTAL</b>	<b>32,058,275.02</b>	<b>3,739,959.08</b>	<b>-</b>	<b>7,466,253.98</b>	<b>43,264,488.08</b>	<b>112,991.40</b>	<b>135,527.31</b>	<b>-</b>	<b>8,851,263.38</b>	<b>9,099,782.09</b>	<b>414,061.38</b>	<b>-</b>	<b>-</b>	<b>-</b>	<b>414,061.38</b>	<b>9,513,843.47</b>	<b>52,778,331.55</b>	<b>-</b>	<b>7,500.00</b>	<b>-</b>	<b>7,500.00</b>	<b>32,585,327.80</b>	<b>3,882,986.39</b>	<b>-</b>	<b>16,317,517.36</b>	<b>-</b>	<b>52,785,831.55</b>	
<b>November 30, 2017</b>																												
Notice of Cash Allocation																												
MDS Checks Issued																												
Advice to Debit Account																												
Tax Remittance Advices Issued																												
Cash Disbursement Ceiling																												
Non-Cash Availment Authority																												
Others (CDT, Does Stamp, etc.)																												
<b>TOTAL</b>	<b>-</b>	<b>-</b>	<b>-</b>	<b>-</b>	<b>-</b>	<b>-</b>	<b>-</b>	<b>-</b>	<b>-</b>	<b>-</b>	<b>-</b>	<b>-</b>	<b>-</b>	<b>-</b>	<b>-</b>	<b>-</b>	<b>-</b>	<b>-</b>	<b>-</b>	<b>-</b>	<b>-</b>	<b>-</b>	<b>-</b>	<b>-</b>	<b>-</b>	<b>-</b>	<b>-</b>	
<b>December 31, 2017</b>																												
Notice of Cash Allocation																												
MDS Checks Issued																												
Advice to Debit Account																												
Tax Remittance Advices Issued																												
Cash Disbursement Ceiling																												
Non-Cash Availment Authority																												
Others (CDT, Does Stamp, etc.)																												
<b>TOTAL</b>	<b>-</b>	<b>-</b>	<b>-</b>	<b>-</b>	<b>-</b>	<b>-</b>	<b>-</b>	<b>-</b>	<b>-</b>	<b>-</b>	<b>-</b>	<b>-</b>	<b>-</b>	<b>-</b>	<b>-</b>	<b>-</b>	<b>-</b>	<b>-</b>	<b>-</b>	<b>-</b>	<b>-</b>	<b>-</b>	<b>-</b>	<b>-</b>	<b>-</b>	<b>-</b>	<b>-</b>	
<b>4th QUARTER</b>																												
Notice of Cash Allocation																												
MDS Checks Issued	27,791,975.90	433,786.43	-	-	28,225,762.33	112,991.40	-	-	-	112,991.40	414,061.38	-	-	-	414,061.38	527,052.78	28,752,815.11	7,500.00	-	7,500.00	28,319,028.68	441,286.43	-	-	-	28,760,315.11		
Advice to Debit Account		2,977,702.25	-	7,466,253.98	10,443,956.23		15,568.28		8,351,937.89	8,367,506.17					-	8,367,506.17	18,811,462.40				2,993,270.53	-		15,818,191.87		18,811,462.40		
Tax Remittance Advices Issued	4,266,299.12	328,470.40	-	-	4,594,769.52		119,959.03		499,325.49	619,284.52					-	619,284.52	5,214,054.04				4,266,299.12	448,429.43	-	499,325.49		5,214,054.04		
Cash Disbursement Ceiling																												
Non-Cash Availment Authority																												
Others (CDT, Does Stamp, etc.)																												
<b>GRAND TOTAL</b>	<b>32,058,275.02</b>	<b>3,739,959.08</b>	<b>-</b>	<b>7,466,253.98</b>	<b>43,264,488.08</b>	<b>112,991.40</b>	<b>135,527.31</b>	<b>-</b>	<b>8,851,263.38</b>	<b>9,099,782.09</b>	<b>414,061.38</b>	<b>-</b>	<b>-</b>	<b>-</b>	<b>414,061.38</b>	<b>9,513,843.47</b>	<b>52,778,331.55</b>	<b>-</b>	<b>7,500.00</b>	<b>-</b>	<b>7,500.00</b>	<b>32,585,327.80</b>	<b>3,882,986.39</b>	<b>-</b>	<b>16,317,517.36</b>	<b>-</b>	<b>52,785,831.55</b>	

<b>SUMMARY:</b>	<u>Previous Report (September)</u>	<u>This month (October)</u>	<u>As of Date</u>		<u>Previous Report (September)</u>	<u>This month (October)</u>	<u>As of Date</u>
Total Disbursement Authorities Received				Total Disbursements Program	410,654,000.00	29,765,000.00	440,419,000.00
NCA	418,079,432.00	53,158,312.00	471,237,744.00	Less: * Actual Disbursements	(448,854,708.13)	(52,785,831.55)	(501,640,539.68)
Working Fund				(Over)/Under spending	(38,200,708.13)	(23,020,831.55)	(61,221,539.68)
TRA	52,059,249.99	5,214,054.04	57,273,304.03				
CDC							
NCAA							
Others (CDT, BTr Does Stamp, etc.)							
Less: Notice of Transfer Allocations (NTA)* issued							
<b>Total Disbursements Authorities Available</b>	<b>470,138,681.99</b>	<b>58,372,366.04</b>	<b>528,511,048.03</b>				
Less: Lapsed NCA	(18,936,072.61)	-	(18,936,072.61)				
Disbursements *	(448,854,708.13)	(52,785,831.55)	(501,640,539.68)				
<b>Balance of Disbursements Authorities as of October 31, 2017</b>	<b>2,347,901.25</b>	<b>5,586,534.49</b>	<b>7,934,435.74</b>				

Notes: The use of NTA is discouraged  
 \* Amounts should tally

Certified Correct:   
**JUNIMAR P. BACULO, CPA**  
 Accountant IV  
 Date: \_\_\_\_\_

Approved By:   
**JOANNA JREMO, MD, MPA, FPPS**  
 OIC - Medical Center Chief II  
 Date: \_\_\_\_\_

**MONTHLY REPORT OF DISBURSEMENTS**  
For the month of October, 2017

<b>Department: Department of Health (DOH)</b>						<b>Agency: Office of the Secretary</b>						<b>Operating Unit: 'Amang' Rodriguez Medical Center</b>																	
<b>Organization Code (UACS): 130011400012</b>						<b>Fund Cluster: 01 - Regular Agency Fund</b>						<b>Report Status: SUBMITTED</b>																	
PARTICULARS	CURRENT YEAR BUDGET					PRIOR YEAR'S BUDGET											SUB-TOTAL	TRUST LIABILITIES				GRAND TOTAL					REMARKS		
	PS	MOOE	Fin. Exp	CO	TOTAL	PRIOR YEAR'S ACCOUNTS PAYABLE					CURRENT YEAR'S ACCOUNTS PAYABLE							PS	MOOE	CO	TOTAL	PS	MOOE	Fin. Exp	CO	TOTAL			
						PS	MOOE	Fin. Exp	CO	Sub-Total	PS	MOOE	Fin. Exp	CO	Sub-Total	TOTAL													
1	2	3	4	5	6=(2+3+4+5)	7	8	9	10	11=(7+8+9+10)	12	13	14	15	16=(12+13+14+15)	17=(11+16)	18=(6+17)	19	20	21	22=(19+20+21)	23	24	25	26	27=(23+24+25+26)	28		
Notice of Cash Allocation (NCA)	27,791,975.90	3,411,488.68		7,466,253.98	38,669,718.56	112,991.40	15,568.28		8,351,937.89	8,480,497.57	414,061.38				414,061.38	8,894,558.95	47,564,277.51	7,500.00		7,500.00	28,319,028.68	3,434,556.96			15,818,191.87	47,571,777.51			
MDS Checks Issued	27,791,975.90	433,786.43			28,225,762.33	112,991.40				112,991.40	414,061.38				414,061.38	527,052.78	28,752,815.11	7,500.00		7,500.00	28,319,028.68	441,286.43			15,818,191.87	28,760,315.11			
Advice to Debit Account		2,977,702.25		7,466,253.98	10,443,956.23		15,568.28		8,351,937.89	8,367,506.17					8,367,506.17	18,811,462.40						2,993,270.53			15,818,191.87	18,811,462.40			
Notice of Transfer of Allocation (NTA)																													
MDS Checks Issued																													
Advice to Debit Account																													
Working Fund (NCA issued to BTr)																													
Tax Remittance Advices Issued (TRA)	4,266,299.12	328,470.40			4,594,769.52		119,959.03		499,325.49	619,284.52						619,284.52	5,214,054.04								4,266,299.12	448,429.43		499,325.49	5,214,054.04
Cash Disbursement Ceiling (CDC)																													
Non-Cash Availment Authority (NCAA)																													
Others (CDT, BTr Docs Stamp, etc.)																													

**Summary**


PARTICULARS	PREVIOUS REPORT	CURRENT MONTH	AS OF DATE
(1)	(2)	(3)	(4)
Total Disbursement Authorities Received			
NCA	418,079,432.00	53,158,312.00	471,237,744.00
Working Fund			
TRA	52,059,249.99	5,214,054.04	57,273,304.03
CDC			
NCAA			
Others (CDT, BTr Docs Stamp, etc.)			
Less: Notice of Transfer Allocations (NTA)* issued			
Total Disbursements Authorities Available	470,138,681.99	58,372,366.04	528,511,048.03
Less			
Lapsed NCA	18,936,072.61		18,936,072.61
Disbursements	448,854,708.13	52,785,831.55	501,640,539.68
Balance of Disbursements Authorities as of to date	2,347,901.25	5,586,534.49	7,934,435.74
Total Disbursements Program	410,654,000.00	29,765,000.00	440,419,000.00
Less: * Actual Disbursements	448,854,708.13	52,785,831.55	501,640,539.68
(Over)/Under spending~	(38,200,708.13)	(23,020,831.55)	(61,221,539.68)

Certified Correct:

  
 baculo, junimar  
 Agency Chief Accountant

Date: 08/Nov/2017

Approved By:

  
 Remo, Joanna  
 Head of Agency or Authorized Representative

Date: 08/Nov/2017

# MONTHLY REPORT OF DISBURSEMENTS



For the month of November 30, 2017

Department: Health  
 Entity Name: "Amang" Rodriguez Memorial Medical Center  
 Operating Unit:  
 Organization Code (UACS): 13 001 14 00012  
 Funding Source Code (as clustered): 01

(e.g. Old Fund Code: 101,102, 151)

FAR No. 4

PARTICULARS	CURRENT YEAR BUDGET					PRIOR YEAR'S BUDGET										SUB-TOTAL	TRUST LIABILITIES				GRAND TOTAL					Remarks		
	PS	MOOE	Fin. Exp	CO	TOTAL	PRIOR YEARS ACCOUNTS PAYABLE					CURRENT YEARS ACCOUNTS PAYABLE						PS	MOOE	CO	TOTAL	PS	MOOE	Fin. Exp	CO	TOTAL			
						PS	MOOE	Fin. Exp	CO	Sub-Total	PS	MOOE	Fin. Exp	CO	Sub-Total													
1	2	3	4	5	6=(2+3+4+5)	7	8	9	10	11=(7+8+9+10)	12	13	14	15	16=(12+13+14+15)	17=(11+16)	18=(6+17)	19	20	21	22=(19+20+21)	23	24	25	26	27=(23+24+25+26)	28	
<b>October 31, 2017</b>																												
Notice of Cash Allocation (NCA)																												
MDS Checks Issued	27,971,975.90	433,786.43			28,225,762.33	112,991.40				112,991.40	414,061.38				414,061.38	527,052.78	28,752,815.11		7,500.00		7,500.00	28,319,028.68	441,286.43	-	-	-	28,760,315.11	
Advice to Debit Account		2,977,702.25		7,466,253.98	10,443,956.23		15,568.28		8,351,937.89	8,367,506.17					-	8,367,506.17	18,811,462.40				-	2,993,270.53	-	-	15,818,191.87	18,811,462.40		
Working Fund (NCA issued to BTr)																												
Tax Remittance Advices Issued (TRA)	4,266,299.12	328,470.40			4,594,769.52		119,959.03		499,325.49	619,284.52					-	619,284.52	5,214,054.04				-	4,266,299.12	448,429.43	-	499,325.49	5,214,054.04		
Cash Disbursement Ceiling (CDC)																												
Non-Cash Availment Authority (NCAA)																												
Others (CDT, BTr Docs Stamp, etc.)																												
<b>TOTAL</b>	<b>32,058,275.02</b>	<b>3,739,959.08</b>	<b>-</b>	<b>7,466,253.98</b>	<b>43,264,488.08</b>	<b>112,991.40</b>	<b>135,527.31</b>	<b>-</b>	<b>8,851,263.38</b>	<b>9,099,782.09</b>	<b>414,061.38</b>	<b>-</b>	<b>-</b>	<b>-</b>	<b>414,061.38</b>	<b>9,513,843.47</b>	<b>52,778,331.55</b>	<b>-</b>	<b>7,500.00</b>	<b>-</b>	<b>7,500.00</b>	<b>32,585,327.80</b>	<b>3,882,986.39</b>	<b>-</b>	<b>-</b>	<b>16,317,517.36</b>	<b>52,785,831.55</b>	
<b>November 30, 2017</b>																												
Notice of Cash Allocation																												
MDS Checks Issued	55,630,163.40	530,214.23			56,160,377.63					-					-	56,160,377.63			53,912.50		53,912.50	55,630,163.40	584,126.73	-	-	-	56,214,290.13	
Advice to Debit Account		311,822.34			311,822.34											311,822.34						-	311,822.34	-	-	-	311,822.34	
Tax Remittance Advices Issued	8,589,443.91	997,199.61			9,586,643.52											9,586,643.52		191,520.00	2,726.79		194,246.79	8,780,963.91	999,926.40	-	499,325.49	9,780,890.31		
Cash Disbursement Ceiling																												
Non-Cash Availment Authority																												
Others (CDT, Docs Stamp, etc.)																												
<b>TOTAL</b>	<b>64,219,607.31</b>	<b>1,839,236.18</b>	<b>-</b>	<b>-</b>	<b>66,058,843.49</b>	<b>-</b>	<b>-</b>	<b>-</b>	<b>-</b>	<b>-</b>	<b>-</b>	<b>-</b>	<b>-</b>	<b>-</b>	<b>-</b>	<b>66,058,843.49</b>	<b>191,520.00</b>	<b>56,639.29</b>	<b>-</b>	<b>248,159.29</b>	<b>64,411,127.31</b>	<b>1,895,875.47</b>	<b>-</b>	<b>-</b>	<b>-</b>	<b>66,307,002.78</b>		
<b>December 31, 2017</b>																												
Notice of Cash Allocation																												
MDS Checks Issued																												
Advice to Debit Account																												
Tax Remittance Advices Issued																												
Cash Disbursement Ceiling																												
Non-Cash Availment Authority																												
Others (CDT, Docs Stamp, etc.)																												
<b>TOTAL</b>	<b>-</b>	<b>-</b>	<b>-</b>	<b>-</b>	<b>-</b>	<b>-</b>	<b>-</b>	<b>-</b>	<b>-</b>	<b>-</b>	<b>-</b>	<b>-</b>	<b>-</b>	<b>-</b>	<b>-</b>	<b>-</b>	<b>-</b>	<b>-</b>	<b>-</b>	<b>-</b>	<b>-</b>	<b>-</b>	<b>-</b>	<b>-</b>	<b>-</b>	<b>-</b>	<b>-</b>	
<b>4th QUARTER</b>																												
Notice of Cash Allocation																												
MDS Checks Issued	83,422,139.30	964,000.66			84,386,139.96	112,991.40				112,991.40	414,061.38				414,061.38	527,052.78	84,913,192.74		61,412.50		61,412.50	83,949,192.08	1,025,413.16	-	-	84,974,605.24		
Advice to Debit Account		3,289,524.59		7,466,253.98	10,755,778.57		15,568.28		8,351,937.89	8,367,506.17					-	8,367,506.17	19,123,284.74				-	3,305,092.87	-	-	15,818,191.87	19,123,284.74		
Tax Remittance Advices Issued	12,855,743.03	1,325,670.01			14,181,413.04		119,959.03		499,325.49	619,284.52						619,284.52	14,800,697.56	191,520.00	2,726.79		194,246.79	13,047,263.03	1,448,355.83	-	499,325.49	14,994,944.35		
Cash Disbursement Ceiling																												
Non-Cash Availment Authority																												
Others (CDT, Docs Stamp, etc.)																												
<b>GRAND TOTAL</b>	<b>96,277,882.33</b>	<b>5,579,195.26</b>	<b>-</b>	<b>7,466,253.98</b>	<b>109,323,331.57</b>	<b>112,991.40</b>	<b>135,527.31</b>	<b>-</b>	<b>8,851,263.38</b>	<b>9,099,782.09</b>	<b>414,061.38</b>	<b>-</b>	<b>-</b>	<b>-</b>	<b>414,061.38</b>	<b>9,513,843.47</b>	<b>118,837,175.04</b>	<b>191,520.00</b>	<b>64,139.29</b>	<b>-</b>	<b>255,659.29</b>	<b>96,996,455.11</b>	<b>5,778,861.86</b>	<b>-</b>	<b>-</b>	<b>16,317,517.36</b>	<b>119,092,834.33</b>	

<b>SUMMARY:</b>	<u>Previous Report (October)</u>	<u>This month (November)</u>	<u>As of Date</u>		<u>Previous Report (October)</u>	<u>This month (November)</u>	<u>As of Date</u>
Total Disbursement Authorities Received					440,419,000.00	56,352,000.00	496,771,000.00
NCA	471,237,744.00	71,669,769.00	542,907,513.00		(501,640,539.68)	(66,307,002.78)	(567,947,542.46)
Working Fund					(61,221,539.68)	(9,955,002.78)	(71,176,542.46)
TRA	57,273,304.03	9,780,890.31	67,054,194.34				
CDC							
NCAA							
Others (CDT, BTr Docs Stamp, etc.)							
Less: Notice of Transfer Allocations (NTA)* issued							
<b>Total Disbursements Authorities Available</b>	<b>528,511,048.03</b>	<b>81,450,659.31</b>	<b>609,961,707.34</b>				
Less: Lapsed NCA	(18,936,072.61)	-	(18,936,072.61)				
Disbursements *	(501,640,539.68)	(66,307,002.78)	(567,947,542.46)				
<b>Balance of Disbursements Authorities as of date</b>	<b>7,934,438.74</b>	<b>15,143,656.53</b>	<b>23,078,092.27</b>				
<b>Notes: The use of NTA is discouraged</b>							
<b>* Amounts should tally</b>							
Certified Correct:	 JUNIMAR P. BACULO, CPA Accountant IV			Approved By:	 JOANNA V. RESNO, MD, MPA, FPPS OIC-Medical Center Chief II		
Date:				Date:			


**MONTHLY REPORT OF DISBURSEMENTS**  
For the month of November, 2017

<b>Department: Department of Health (DOH)</b>						<b>Agency: Office of the Secretary</b>						<b>Operating Unit: 'Amang' Rodriguez Medical Center</b>																
<b>Organization Code (UACS): 130011400012</b>						<b>Fund Cluster: 01 - Regular Agency Fund</b>						<b>Report Status: SUBMITTED</b>																
PARTICULARS	CURRENT YEAR BUDGET					PRIOR YEAR'S BUDGET										SUB-TOTAL	TRUST LIABILITIES				GRAND TOTAL					REMARKS		
	PS	MOOE	Fin. Exp	CO	TOTAL	PRIOR YEAR'S ACCOUNTS PAYABLE					CURRENT YEAR'S ACCOUNTS PAYABLE						PS	MOOE	CO	TOTAL	PS	MOOE	CO	TOTAL				
						PS	MOOE	Fin. Exp	CO	Sub-Total	PS	MOOE	Fin. Exp	CO	Sub-Total										TOTAL			
1	2	3	4	5	6=(2+3+4+5)	7	8	9	10	11=(7+8+9+10)	12	13	14	15	16=(12+13+14+15)	17=(11+16)	18=(6+17)	19	20	21	22=(19+20+21)	23	24	25	26	27=(23+24+25+26)	28	
Notice of Cash Allocation (NCA)	55,630,163.40	842,036.57			56,472,199.97												56,472,199.97		53,912.50		53,912.50	55,630,163.40	895,949.07			56,526,112.47		
MDS Checks Issued	55,630,163.40	530,214.23			56,160,377.63												56,160,377.63		53,912.50		53,912.50	55,630,163.40	584,126.73			56,214,290.13		
Advice to Debit Account		311,822.34			311,822.34												311,822.34						311,822.34			311,822.34		
Notice of Transfer of Allocation (NTA)																												
MDS Checks Issued																												
Advice to Debit Account																												
Working Fund (NCA issued to BTr)																												
Tax Remittance Advices Issued (TRA)	8,589,443.91	997,199.61			9,586,643.52												9,586,643.52	191,520.00	2,726.79		194,246.79	8,780,963.91	999,926.40			9,780,890.31		
Cash Disbursement Ceiling (CDC)																												
Non-Cash Availment Authority (NCAA)																												
Others (CDT, BTr Docs Stamp, etc.)																												

**Summary**


PARTICULARS	PREVIOUS REPORT	CURRENT MONTH	AS OF DATE
(1)	(2)	(3)	(4)
Total Disbursement Authorities Received			
NCA	471,237,744.00	71,669,769.00	542,907,513.00
Working Fund			
TRA	57,273,304.03	9,780,890.31	67,054,194.34
CDC			
NCAA			
Others (CDT, BTr Docs Stamp, etc.)			
Less: Notice of Transfer Allocations (NTA)* issued			
Total Disbursements Authorities Available	528,511,048.03	81,450,659.31	609,961,707.34
Less			
Lapsed NCA			
Disbursements		66,307,002.78	66,307,002.78
Balance of Disbursements Authorities as of to date	528,511,048.03	15,143,656.53	543,654,704.56
Total Disbursements Program	440,419,000.00	56,352,000.00	496,771,000.00
Less: * Actual Disbursements	501,640,539.68	66,307,002.78	567,947,542.46
(Over)/Under spending~	(61,221,539.68)	(9,955,002.78)	(71,176,542.46)

Certified Correct:

  
 baculo, junimaro  
 Agency Chief Accountant

Date: 07/Dec/2017

Approved By:

  
 Remoljoanna  
 Head of Agency or Authorized Representative

Date: 07/Dec/2017